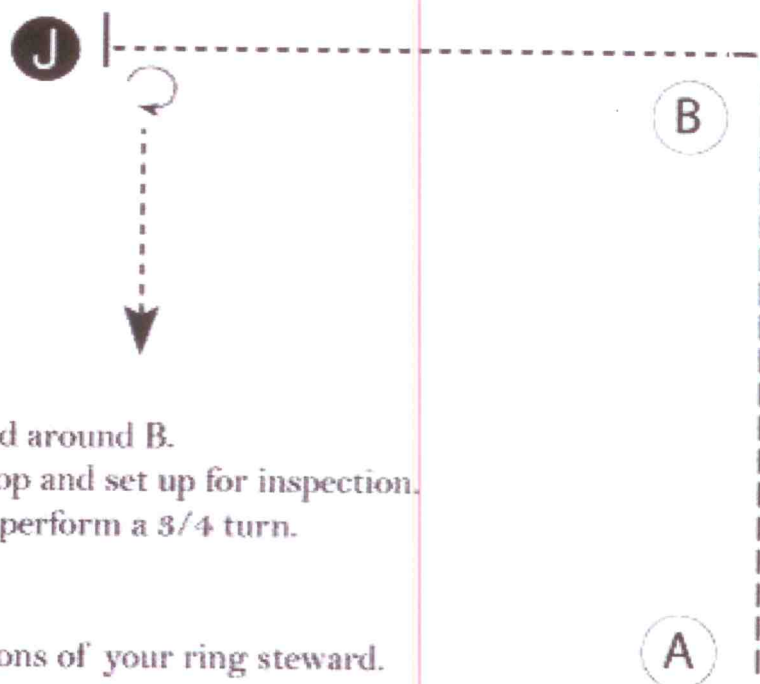


Qhal Youth Show 2016

Showmanship (Youth)

Show Date: 06/25/2016

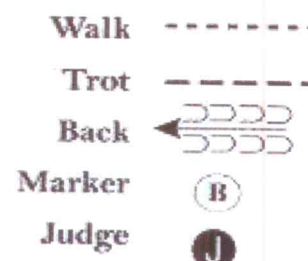
①



Be ready at A.

1. Trot from A to and around B.
2. Walk to Judge, stop and set up for inspection.
3. When dismissed, perform a 3/4 turn.
4. Exit at a walk.

Follow the instructions of your ring steward.



Pattern Provided by:

QHAL

[S/1-38]

Qhal Youth Show 2016

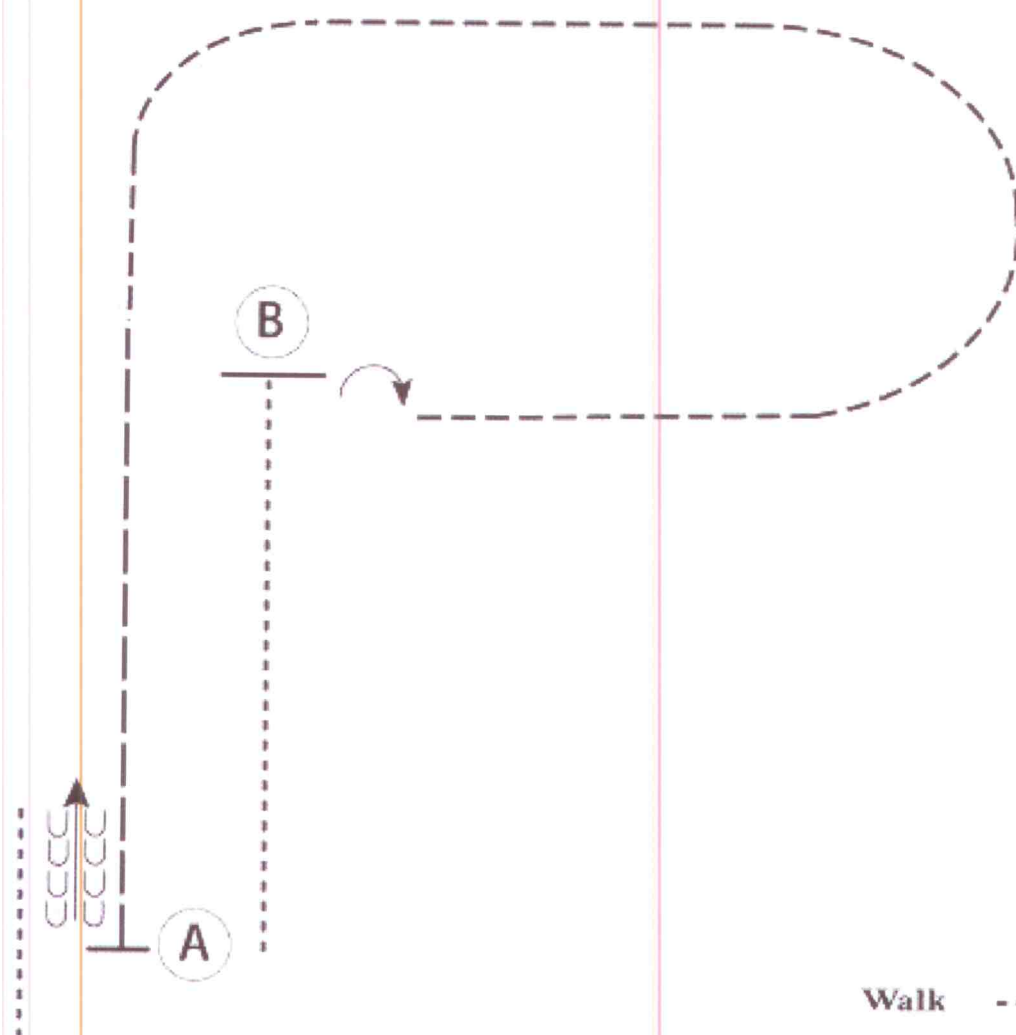
Horsemanship Walk-Trot (Youth)

Show Date: 06/25/2016

2

www.HorseShowPatterns.com

www.HorseShowPatterns.com



Be ready at A.

1. Walk from A to B.
2. Stop at B and turn 90 degrees to the right.
3. Jog around B as shown.
4. Extend the jog from B to A.
5. Stop at A and back approximately one horse length.
6. Walk forward and follow the instructions of your ring steward..

Walk
Jog	-----
Extended Jog	————
Lope	————
Leg Yield	
Lead Change	XXXX
Back	UUUU
Marker	●
Sidepass	VVVV

[WH/WT-53]

Pattern Provided by:

QHAL

Qhal Youth Show 2016

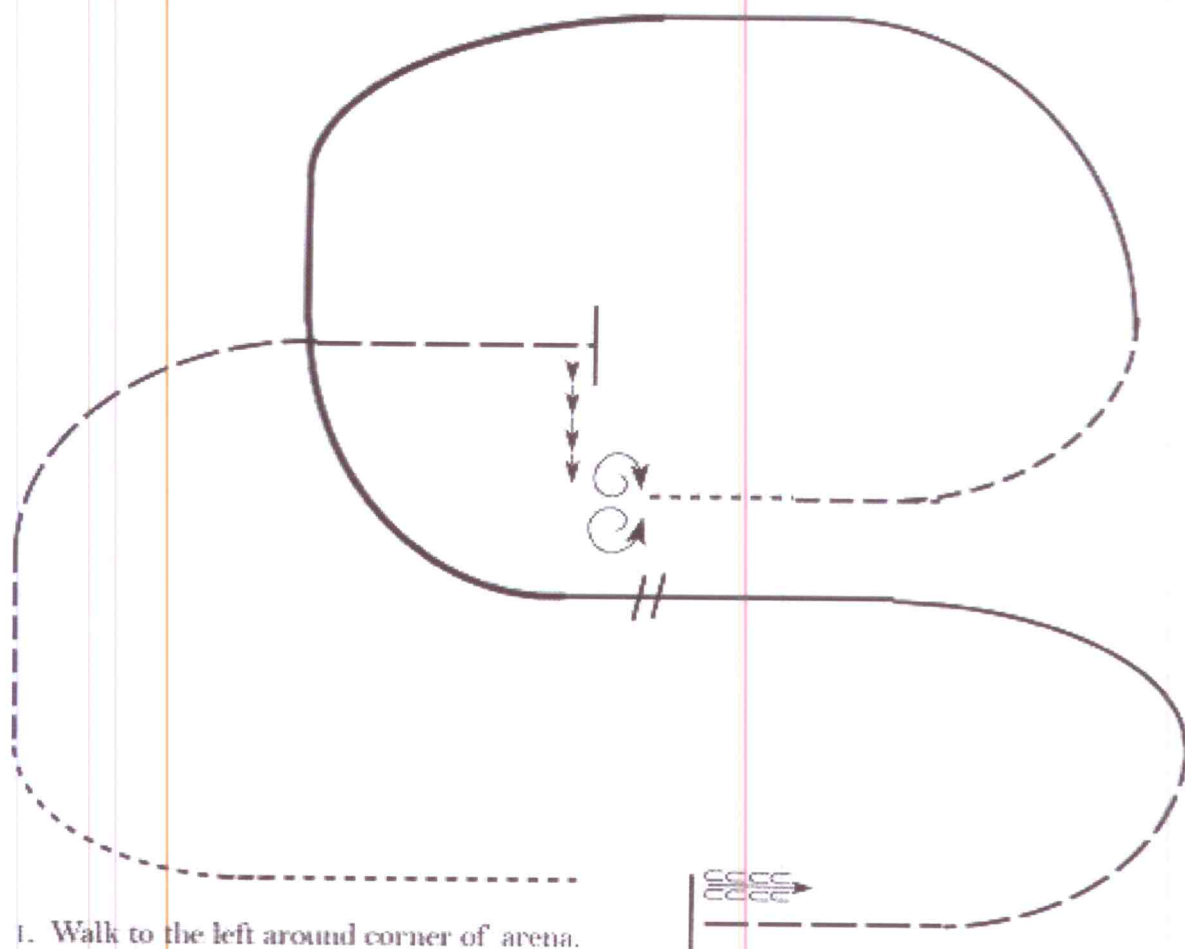
④

Ranch Riding (Youth)

Show Date: 06/25/2016

www.HorseShowPatterns.com

www.HorseShowPatterns.com



1. Walk to the left around corner of arena.
2. Trot
3. Extend alongside of the arena and around the corner to center.
4. Stop, side pass right
5. 360 degree turn each direction (either way 1st)
6. Walk.
7. Trot.
8. Lope left lead
9. Extend the lope
10. Change leads (simple or flying)
11. Collect to the lope
12. Extend trot
13. Stop and back

Walk	-----
Jog	- - - - -
Extended Jog	— — — — —
Lope	— — — — —
Lead Change	
Back	
Marker	ⓑ

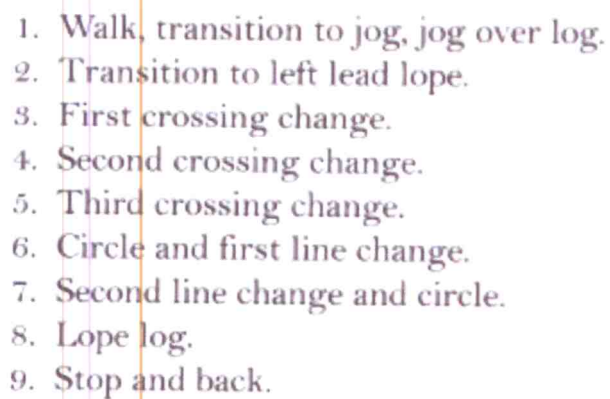
Pattern Provided by:

QHAL

[RR/3]

5

Show Date: 06/25/2016



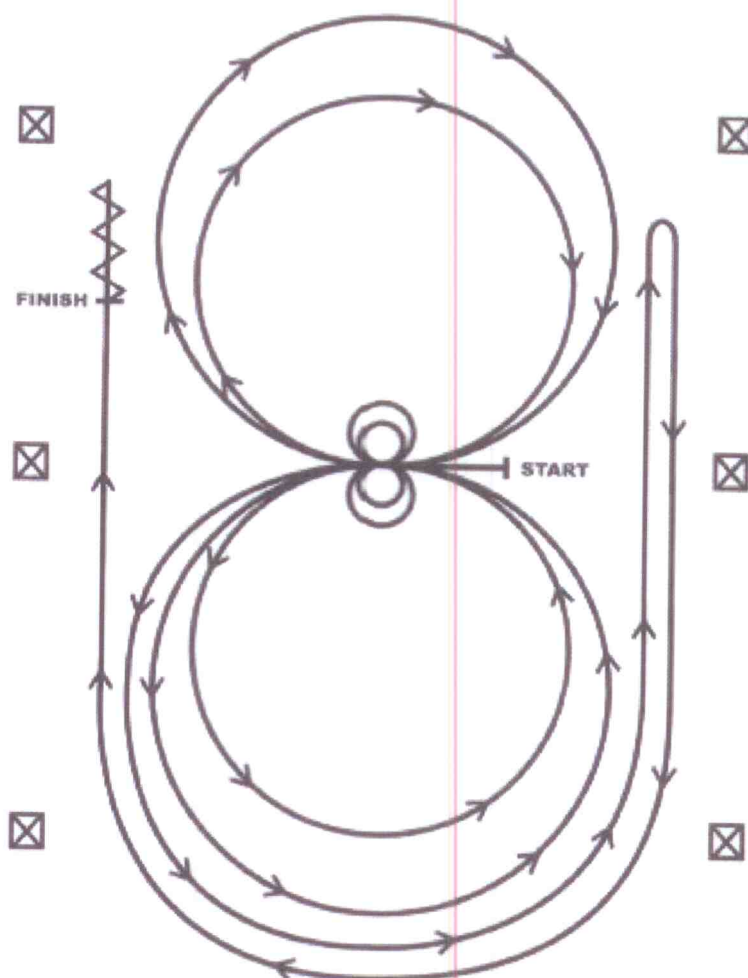
[WR/GP-2]

QHAL

PATTERN

14

6



Horses may walk or jog to the center of the arena. Horses must walk or stop prior to starting the pattern. Beginning at the center of the arena facing the left wall or fence.

1. Beginning on the left lead, complete two circles to the left. Stop at the center of the arena. Hesitate.
2. Complete two spins to the left. Hesitate.
3. Beginning on the right lead complete two circles to the right. Stop at the center of the arena. Hesitate.
4. Complete two spins to the right. Hesitate.
5. Beginning on the left lead, go around the end of the arena, run down the right side of the arena past center marker. stop and roll back right.
6. Continue around the end of the arena to run down the left side of the arena past the center marker. Stop. Back up.

Qhal Youth Show 2016

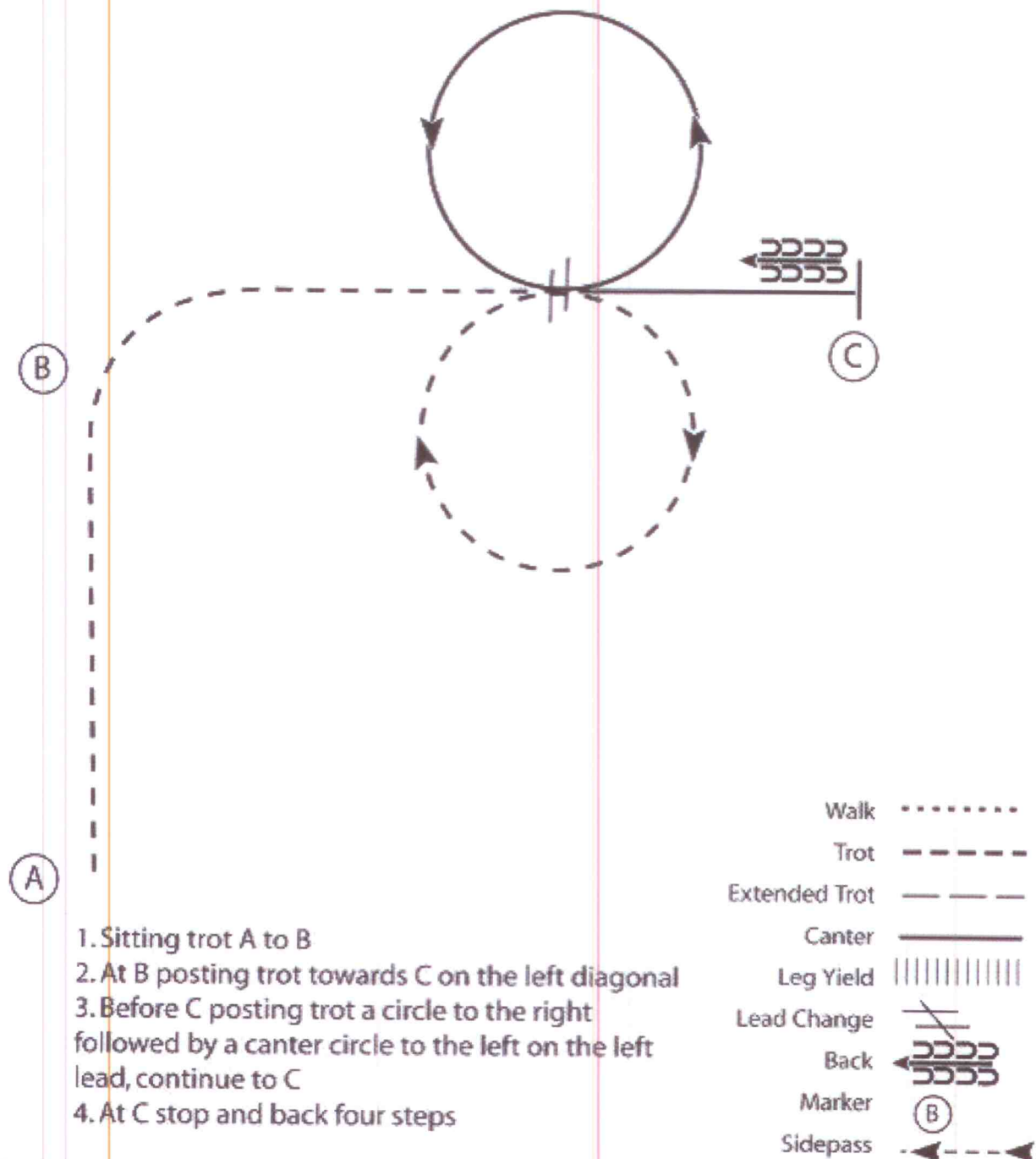
Hunt Seat Equitation (Youth)

Show Date: 06/25/2016

8

www.HorseShowPatterns.com

www.HorseShowPatterns.com



[HSE/1-10]

Pattern Provided by:

QHAL

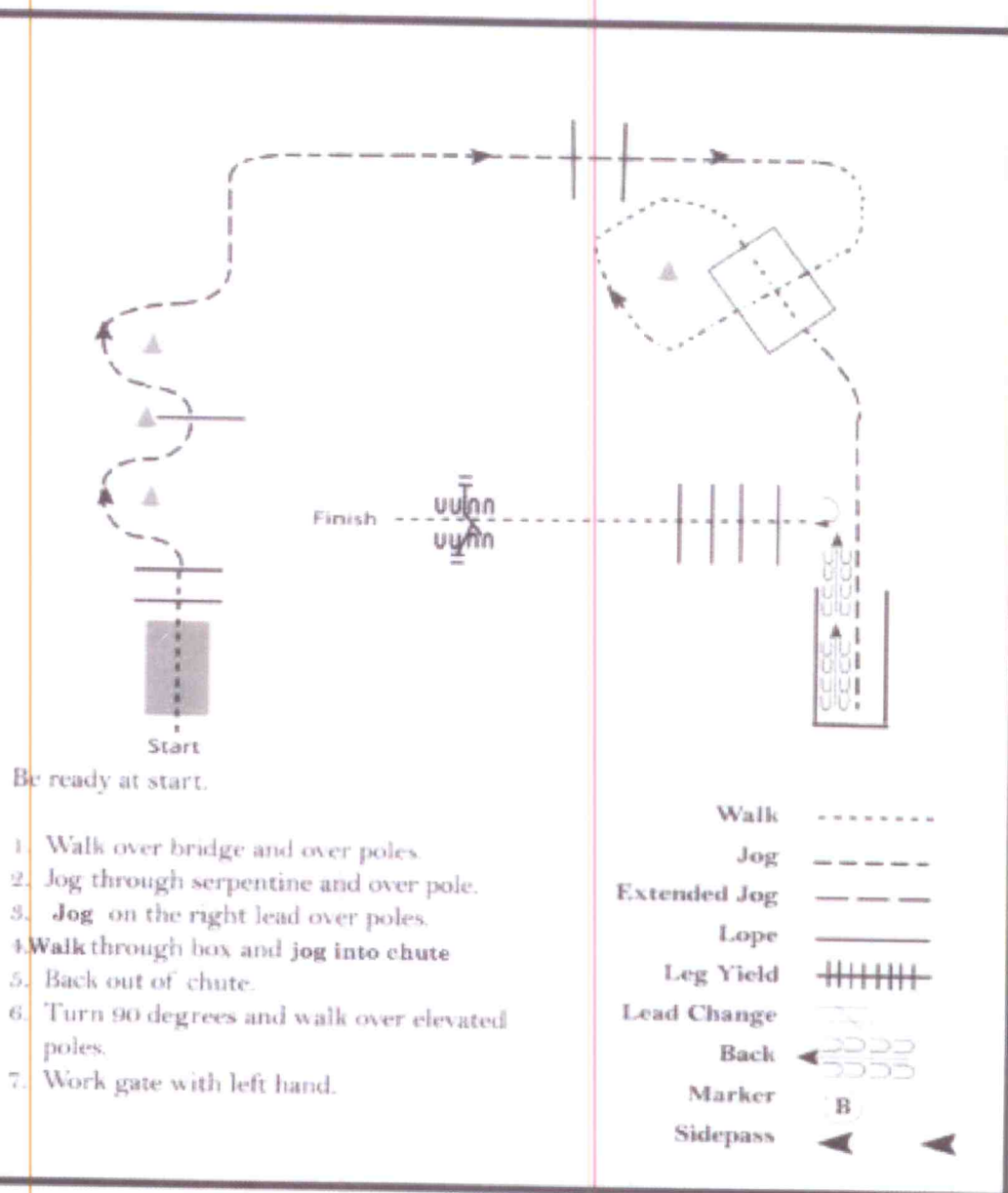
WRAL YOUTH SHOW 2016

Trail Walk-Trot (Youth)

Show Date: 06/25/2016

www.HorseShowPatterns.com

www.HorseShowPatterns.com



[T/1-6]

Pattern Provided by:

WRAL QHAL

© 2016 Horse Show Patterns, LLC. All Rights Reserved.

WRAL YOUTH SHOW 2016

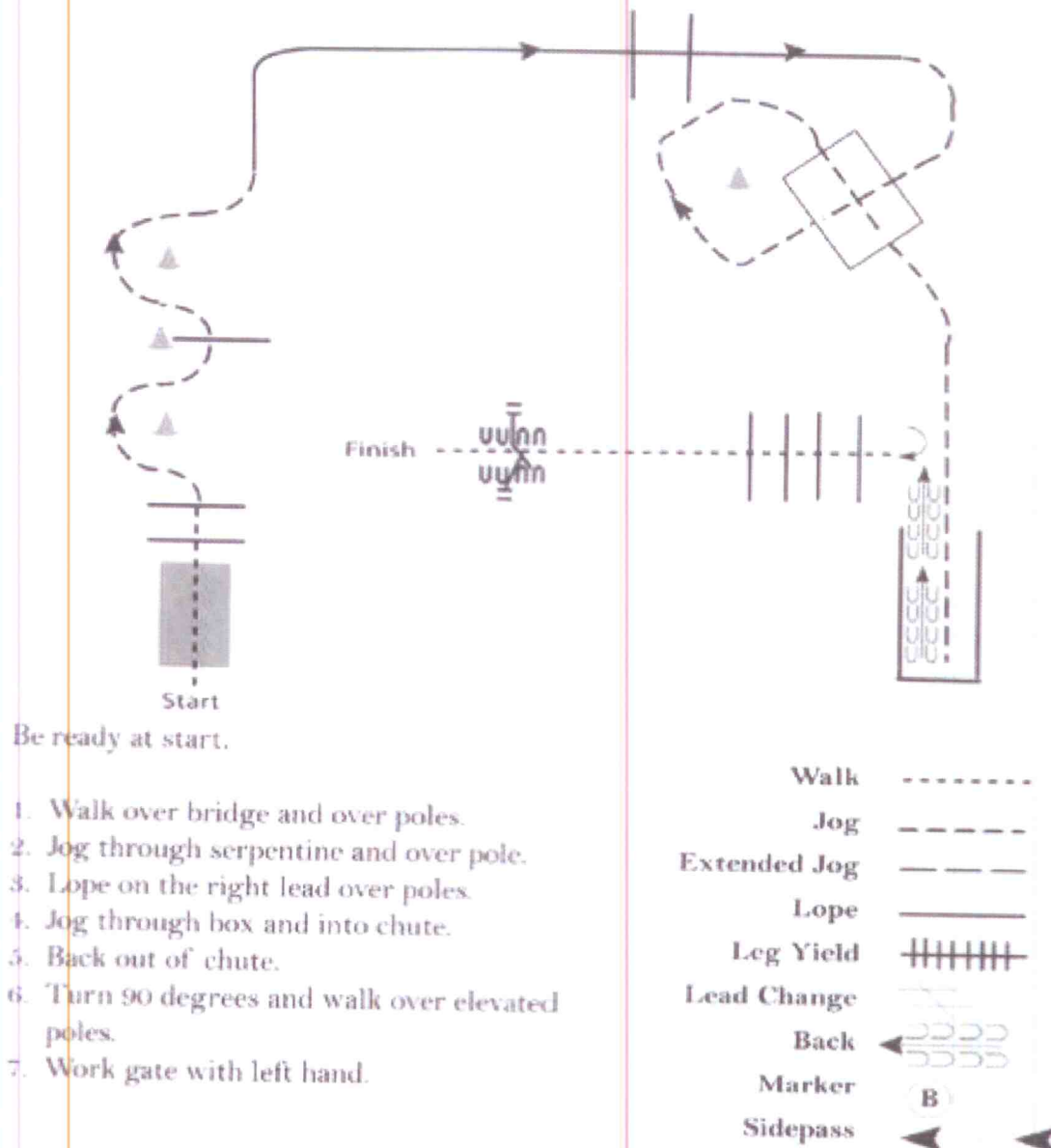
13

Trail (Youth)

Show Date: 06/25/2016

www.HorseShowPatterns.com

www.HorseShowPatterns.com



[T/1-6]

Pattern Provided by:

WRAL QHAL

© 2015 HorseShowPatterns.com All Rights Reserved