

PATTERN

SPRING SHOW

May 30th & 31th 2015

CEEN Noertzange
1, rue de l'école

L-3395 Noertzange

AQHA SHOW

Youth, Novice Youth, Amateur,
Novice Amateur and Open Classes

AQHA GREEN CLASSES

Western Pleasure, Western Riding

NRHA SHOW

NRHA-US APPROVED SHOW - prize money

WRAL SHOW

SECOND SHOW IN WRAL-CIRCUIT 2015
Beginner, Amateur, Youth & Open Classes
Walk-Trot Classes, Horse&Dog-Trail

FLSE Show

OPEN Reining, Pleasure, Trail,
YOUTH Reining, Pleasure, Trail

Payed Warm-up on Friday May 29th

Reining 19:00 to 20:15
Ranch Riding 20:15 to 21:00

Indoor Arena: 20 x 50 m
Warmup Arena: 20 x 30 m

QUARTER
HORSE
ASSOCIATION
LUXEMBOURG



special thanks
to our sponsors:



Rénovation de votre salle de bains de A-Z



Maroldt.lu

Matériaux de construction - Carrelages - Sanitaires

ouvert: Lu - Fr 8.00 h - 12.00 h et 13.00 h - 18.00 h Sa 8.00 h - 12.30 h

5, rue Kalchesbruck L-1852 Luxembourg
Tel.: 436761 Fax: 436902 maroldt@pt.lu

ORGANISATION

Your competent partners in Luxembourg

QUARTER
HORSE
ASSOCIATION
LUXEMBOURG

Affiliate of the American Quarter Horse Association
Association sans but lucratif Siege social Mompach



Association sans but lucratif
Siege social Mompach

Affiliate of the FLSE
Affiliate of the NRHA
Affiliate of the NSBA

SHOW-INFORMATION

Spring Show May 30-31, 2015
Second Show in WRAL Circuit 2015

Show Manager: Marcel Kockelmann

Judge 1: David Avery, USA,
Ringsteward: Karin Pauly-Pfister,
Judge 2: Micky Kayser, Germany,
Ringsteward: Jill Max

Show office: tel. 00352 691 729653

Doorman: Patrick Pauly, Luca Frenguelli
und Jean-Marc Tapiero

Parcourchef: Marco Stors

Vet: Beate Schoof tel. 621 651616

Emergency: 112

Blacksmith: information available at the show office



phillipps
S.àrl.

Immer eine Idee besser

FASSADENFEST.

Sie wärmt. Sie zeigt sich
von ihrer besten Seite.
Sie ist eine wahre Augen-
weide: Ihre Fassade – aus
unseren Händen!

Rufen Sie uns an!

Peinture Phillipps Sàrl

7, rue de Godbrange
L-6118 Junglinster
Tel.: 00352 / 42 64 95

3, rue de la Déportation
L-1415 Luxembourg Hollerich
Tel.: 00352 / 42 64 95-40

FASSADENPROGRAMM.

- Wärmedämm-Verbundsysteme –
Planung und Montage
- Fassadenputze
- Fassadensanierung
- Fassadengestaltung

info@phillipps.lu
www.phillipps.lu



General Rules and Informations:

Spring Show May 30-31, 2015

Second Show in WRAL Circuit 2015

Late entries: late entries will only be accepted the day before (19:00h)
Nachnennungen: Nachnennungen nur am Vortag der Klasse (19:00h)
Inscriptions tardives: inscriptions tardives jusqu'à la veille de la classe (19:00h)

Show-office is open on Friday May 29 from 18.00 h to 22.00h and open on May 30 and May 31. at 7:30h.

Classes start on both days at 8 :00 a.m..

WRAL Classes: - AQHA rules are applied with following exceptions:

- Youth -18 may also enter the Beginner, Amateur and Open Division. Youth may show twohanded on Snafflebit or Hackamore or onehanded on a Bit even senior horses.
- No stallions are allowed in Youth-Classes
- The Beginner division is reserved exclusively for competitors who have not won more than 3 times that class (Results of WRAL Beginner, WRAL-Amateur and WRAL-Open are added, minimum of 3 entries),
- Beginner may show twohanded on Snafflebit or Hackamore or onehanded on a Bit even senior horses.
- WRAL-Beginner and WRAL-Amateur may run concourently,
- In all WRAL-classes the horse does not need to be owned by the competitor.
- Trail in Hand APHA rules will be applied
- Horse&Dog-Trail EWU rules will be applied (Western- or English-Dress)

AQHA Classes:

- Classes are judged according to their respective rules.
- Rider has to send in the required valid membership card (or buy it at the show) as well as a copy of the horse's registration certificate.

FLSE classes: (just for FLSE licensed riders): AQHA rules are applied with the following exception:

- In Youth and Amateur classes the horse does not need to be owned by the competitor.
- The competitor needs to own an FLSE Western or Competition license, the horse does not need be registered.
- FLSE-classes may run concurrently with other classes
- Reining classes are judge according to FEI Rules

Rights on Photos, Videos etc:

- With the signature, each participant agrees that photos and or videos taken on the showground can be published.

Doping, vaccinations animal welfare:

With the signature, each participant accepts that:

- doping test could be taken (FEI-rules [<http://fei.org/content/anti-doping-rules>]),
- vaccinations are made according to FLSE-rules (<http://qhal.lu/wp-content/uploads/0201/02/Impfungen.pdf>)
- animal welfare according to AQHA rules are applied (<http://aqha.com/About/Content-Pages/About-the-Association/Advocacy/Fines-and-Penalties.aspx>)

Horses and Dogs must be vaccinated and covered by a liability insurance and be free of disease on the showday. Neither the show-management nor the owner of the arena accept any responsibility for accident, loss or damage to persons, horses, dogs and material.

2015 WRAL CIRCUIT CHAMPION

Regeln:

Laufzeit: Die Wertung zum 2015 WRAL-Circuit Champion läuft über die 4 Turniere organisiert durch die WRAL: April 12, Mai 30-31, Juli 11-12 und September 12-13.

Preisverteilung: Die Preisüberreichung findet im Laufe des letzten Turniers im September 12-13 statt.

Regelbuch: Es gelten die Regeln des AQHA-Regelbuches 2015 mit den in den General Rules veröffentlichten Ausnahmeregelungen.

Klassengruppen:

- a) Beginner Reining / Ranch Pleasure
- b) Beginner Showmanship / Trail in Hand / Trail Walk-Trot / Horsemanship Walk-Trot / Pleasure Walk-Trot.
- c) Beginner Trail / Horsemanship / Pleasure
- d) Amateur Reining / Ranch Pleasure
- e) Amateur Showmanship / Trail / Horsemanship / Pleasure
- f) Youth Reining / Ranch Pleasure
- g) Youth Showmanship / Trail / Horsemanship / Pleasure
- h) Youth Pleasure Walk-Trot
- i) Open Reining / Ranch Pleasure
- k) Open Trail / Horsemanship / Pleasure

Bedingungen:

Um in die Wertung zu kommen muss der Reiter/Vorsteller Mitglied der WRAL sein. Die Wertung beginnt erst mit dem Eintritt in die WRAL, rückwirkend werden keine Punkte anerkannt. Der Reiter/Vorsteller muss auf wenigstens 2 der 4 Turniere in der selben Klassengruppe gestartet sein. Die Resultate / Scores der einzelnen Klassengruppen und Turniere werden addiert. In den Klassen Reining und Ranch Pleasure werden die Scores addiert. In allen anderen Klassen werden die Platzierungen gezählt: 1. Platz 12 Punkte, 2. Platz 10 Punkte, 3. Platz 8 Punkte, 4. Platz 7 Punkte, 5. Platz 6 Punkte, 6. Platz 5 Punkte, 7. Platz 4 Punkte, 8. Platz 3 Punkte, 9. Platz 2 Punkte, 10. Platz 1 Punkte, 11. Platz 1 Punkt.

Bei Punkt / Score Gleichheit (Tie) ist das letzte Turnier, letzte Klasse, entscheidend.

2015 WRAL CIRCUIT CHAMPION

réglement:

- 1) Durée: Le calcul pour le 2015 WRAL-Circuit Champion comprend les 4 concours organisés par la WRAL: Avril 12, Mai 30-31, Juillet 11-12 et September 12-13.
- 2) Remise des prix: La remise des prix se passera pendant le concours du 12-13 September.
- 3) Rulebook: Les règlements de l'AQHA 2015 sont appliqués avec les exceptions publiées dans les General Rules des concours.

4) Groupes des classes:

- a) Beginner Reining / Ranch Pleasure
- b) Beginner Showmanship / Trail in Hand / Trail Walk-Trot / Horsemanship Walk-Trot / Pleasure Walk-Trot.
- c) Beginner Trail / Horsemanship / Pleasure
- d) Amateur Reining / Ranch Pleasure
- e) Amateur Showmanship / Trail / Horsemanship / Pleasure
- f) Youth Reining / Ranch Pleasure
- g) Youth Showmanship / Trail / Horsemanship / Pleasure
- h) Youth Pleasure Walk-Trot
- i) Open Reining / Ranch Pleasure
- j) Open Trail / Horsemanship / Pleasure

5) Conditions de participation:

- a) Le cavalier/présentateur doit être membre de la WRAL,
- b) Le calcul compte à partir de l'adhésion à la WRAL, aucun point va être considéré avant cette date,
- c) Le cavalier/présentateur doit participer à 2 des 4 concours dans le même groupe des classes,
- d) Les résultats / Scores de chaque groupe des classes et concours vont être additionnés,
- e) Dans les classes du Reining et Ranch Pleasure les Scores sont additionnés,
- f) Dans toutes les autres classes le placement compte comme suit:
 1. place 12 points, 2. place 10 points, 3. place 8 points, 4. place 7 points, 5. place 6 points, 6. place 5 points, 7. place 4 points, 8. place 3 points, 9. place 2 points, 10. place 1 point, 11. place 1 point.
- g) En cas d'égalité (Tie) de point / scores le dernier concours / classe est capitale.

TIME SHEET
Noertzange (Luxbg.), May 30-31, 2015

Saturday May 30, 2015 show start at 8:00hour

1	AQHA	1440	HUNTER UNDER SADDLE	OPEN
2	AQHA	2440	HUNTER UNDER SADDLE	AMATEUR
3	AQHA	4440	HUNTER UNDER SADDLE	YOUTH
4	AQHA	3440	HUNTER UNDER SADDLE	Novice Amat
5	AQHA	4520	HUNT SEAT EQUITATION	YOUTH
6	AQHA	2520	HUNT SEAT EQUITATION	AMATEUR
break 15 min.				
7	WRAL	3401	REINING	AMATEUR
8	AQHA	1347	GREEN REINING	OPEN
9	NRHA	5310	\$50 added	PATTERN 6
break 10 min.				
10	WRAL	3812	TRAIL WALK-TROT	BEGINNER
11	AQHA	1383	GREEN TRAIL	OPEN
12	WRAL	3602	TRAIL	BEGINNER
13	WRAL	3801	TRAIL	AMATEUR
14	AQHA	3980	TRAIL	Novice Amat
15	AQHA	5980	TRAIL	Novice Youth
16	WRAL/FLSE	3804	TRAIL	YOUTH
17	WRAL/FLSE	380	TRAIL	OPEN
break 10 min.				
18	WRAL	4205	WESTERN PLEASURE WALK-TROT	BEGINNER
19	WRAL/FLSE	4204	WESTERN PLEASURE	YOUTH
20	WRAL/FLSE	420	WESTERN PLEASURE AA	OPEN
lunch break				
21	WRAL/FLSE	340	REINING	OPEN
22	WRAL/FLSE	3404	REINING	YOUTH
23	WRAL	3402	REINING	BEGINNER
24	NRHA	3100	\$95 ADDED	PATTERN 6
25	NRHA	3200	\$95 ADDED	PATTERN 6
26	NRHA	2930	ISH JACKPOT	PATTERN 5
break 15 min.				
27	AQHA	1424	GREEN WESTERN PLEASURE	OPEN
28	AQHA	3420	WESTERN PLEASURE	Novice Amat
29	AQHA	5420	WESTERN PLEASURE	Novice Youth
break 10 min.				
30	WRAL	4209	RANCH PLEASURE	OPEN
31	WRAL	4302	RANCH PLEASURE	BEGINNER
32	WRAL	4301	RANCH PLEASURE	AMATEUR
33	AQHA	2430	RANCH PLEASURE	AMATEUR
34	AQHA	4430	RANCH PLEASURE	YOUTH
break 15 min.				
35	AQHA	1960	WESTERN RIDING	OPEN
36	AQHA	2960	WESTERN RIDING	AMATEUR
break 10 min.				
37	WRAL	2405	HORSEMANSHIP WALK-TROT	BEGINNER
38	WRAL	2401	WESTERN HORSEMANSHIP	AMATEUR
39	AQHA	4400	WESTERN HORSEMANSHIP	YOUTH
40	WRAL	2402	WESTERN HORSEMANSHIP	BEGINNER
41	AQHA	2400	WESTERN HORSEMANSHIP	AMATEUR
break 15 min.				
42	AQHA	5340	REINING	Novice Youth
43	AQHA	2340	REINING	AMATEUR
44	NRHA	1100	\$50 ADDED	PATTERN 9
45	NRHA	1301	\$100\$ ADDED	PATTERN 9

Sunday May 31, 2015 show start at 8:00hour

46	AQHA	1031	YEARLING STALLIONS	OPEN
47	AQHA	1032	TWO YEAR OLD STALLIONS	OPEN
48	AQHA	1033	THREE YEAR OLD STALLIONS	OPEN
49	AQHA	1034	AGED STALLIONS	OPEN
50	AQHA	1730	PERFORMANCE STALLIONS	OPEN
51	AQHA	1054	YEARLING MARES	OPEN
52	AQHA	1055	TWO YEAR OLD MARES	OPEN
53	AQHA	1056	THREE YEAR OLD MARES	OPEN
54	AQHA	1057	AGED MARES	OPEN
55	AQHA	1750	PERFORMANCE MARES	OPEN
56	AQHA	1074	YEARLING GELDINGS	OPEN
57	AQHA	1075	TWO YEAR OLD GELDINGS	OPEN
58	AQHA	1076	THREE YEAR OLD GELDINGS	OPEN
59	AQHA	1077	AGED GELDINGS	OPEN
60	AQHA	1770	PERFORMANCE GELDINGS	OPEN
break 10 min.				
61	WRAL	1202	SHOWMANSHIP AT HALTER	BEGINNER
62	WRAL	1201	SHOWMANSHIP AT HALTER	AMATEUR
63	AQHA	2120	SHOWMANSHIP AT HALTER	AMATEUR
64	AQHA	4120	SHOWMANSHIP AT HALTER	YOUTH
65	AQHA	3120	SHOWMANSHIP AT HALTER	Novice Amat
66	AQHA	5120	SHOWMANSHIP AT HALTER	Novice Youth
break 10 min.				
67	WRAL	3822	Trail in Hand (all ages)	OPEN
lunch break				
68	AQHA	2380	TRAIL	AMATEUR
69	AQHA	4380	TRAIL	YOUTH
70	AQHA	1380	TRAIL	OPEN
71	WRAL	3823	Horse&Dog Trail	OPEN
lunch break				
72	WRAL	111	LEAD-LINE	10&under
break 10 min.				
73	AQHA	4340	REINING	YOUTH
74	NRHA	1400	\$65 ADDED	PATTERN 8
75	NRHA	1600	\$65 ADDED	PATTERN 8
break 10 min.				
76	WRAL	4214	WESTERN PLEASURE WALK-TROT	YOUTH
77	WRAL	4201	WESTERN PLEASURE	AMATEUR
78	WRAL	4202	WESTERN PLEASURE	BEGINNER
79	AQHA	4420	WESTERN PLEASURE	YOUTH
80	AQHA	1420	WESTERN PLEASURE	OPEN
81	AQHA	2420	WESTERN PLEASURE	AMATEUR
break 10 min.				
82	AQHA	1430	RANCH PLEASURE	OPEN
83	AQHA	3430	RANCH PLEASURE	Novice Amateur
break 10 min.				
84	AQHA	3400	WESTERN HORSEMANSHIP	Novice Amat
85	AQHA	5400	WESTERN HORSEMANSHIP	Novice Youth
86	WRAL	240	WESTERN HORSEMANSHIP	OPEN
break 10 min.				
87	AQHA	3340	REINING	Novice Amat
88	AQHA	1340	REINING	OPEN



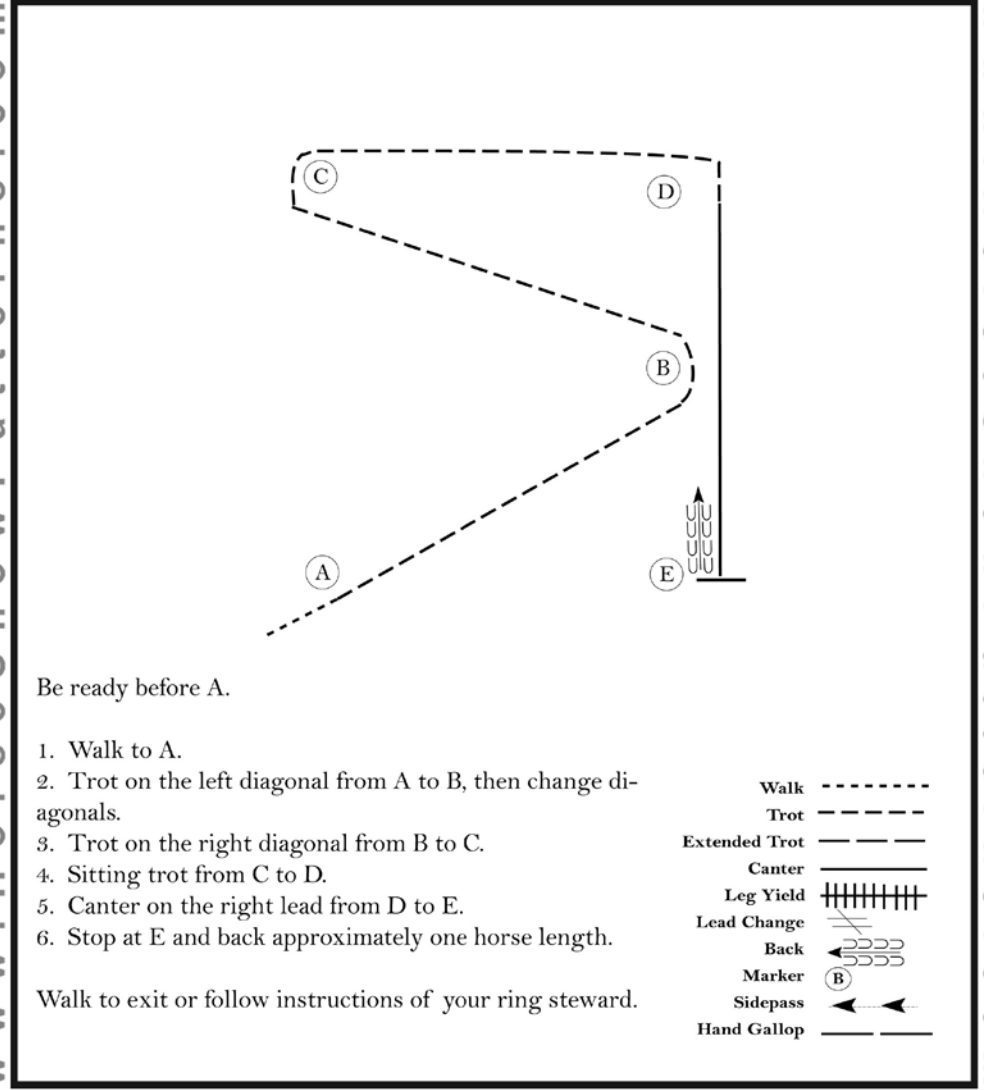
REMINDER!

July 11th & 12th International Horse Show
 * Luxembourgish Championship (FLSE)
 * Reining Jackpot - 500 € prize money for the winner

SPRING SHOW LUXEMBURG
5/ AQHA / 4520 / Hunt Seat Equitation / (Youth)

Show Date: 30+31.05.2015

www.HorseShowPatterns.com



www.HorseShowPatterns.com

Pattern Provided by:
WRAL QHAL PHAL

©2015 HorseShowPatterns.com. All Rights Reserved.

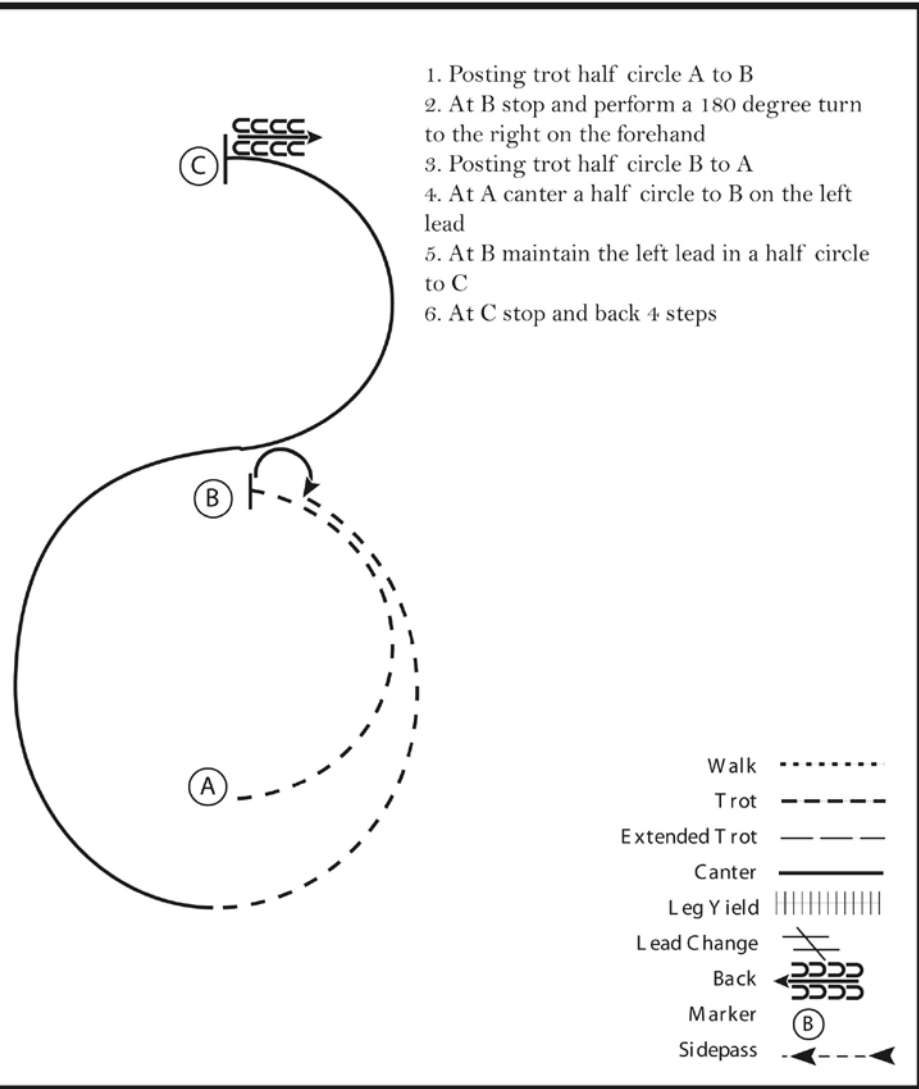
SPRING SHOW LUXEMBURG

6/ AQHA / 2520 / Hunt Seat Equitation / (Amateur)

Show Date: 30+31.05.2015

www.HorseShowPatterns.com

www.HorseShowPatterns.com



1. Posting trot half circle A to B
2. At B stop and perform a 180 degree turn to the right on the forehand
3. Posting trot half circle B to A
4. At A canter a half circle to B on the left lead
5. At B maintain the left lead in a half circle to C
6. At C stop and back 4 steps

- Walk (dotted line)
- Trot - - - - - (dashed line)
- Extended Trot - - - - - (long dashed line)
- Canter ——— (solid line)
- Leg Yield ||||| (vertical bars)
- Lead Change ↗ ↘ (diagonal lines)
- Back ←←←←← (backward arrows)
- Marker (B) (circle with B)
- Sidepass ← - - - - - (dashed line with arrow)

[HSE/2-7]

Pattern Provided by:
WRAL QHAL PHAL

©2015 HorseShowPatterns.com. All Rights Reserved.



CONSTRUCTIONS | FAÇADES | GENIE CIVIL

www.carrelagescuri.lu

carrelages
LOUIS SCURI

511726 218 Z. I. Scheleck II **BETTEMBOURG**

SPRING SHOW LUXEMBURG

7/ WRAL/ 3401/ Reining/ (Amateur)

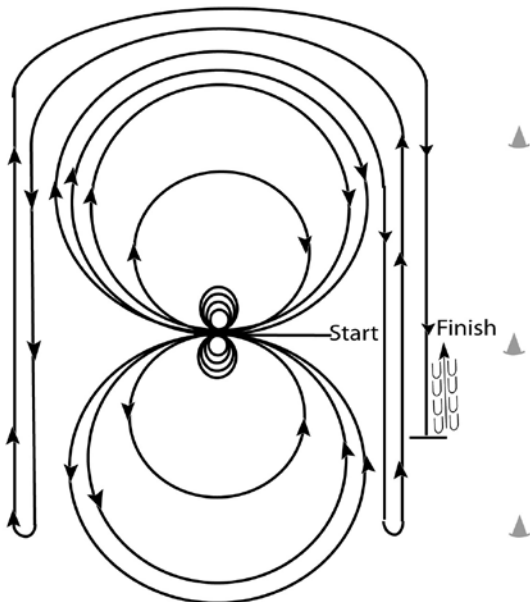
8/ AQHA/ 1347/ Green Reining/ (Open)

21/ WRAL-FLSE / 340 / Reining / (Open)

74/ NRHA / 1400 / Reining / (NON-PRO)

75/ NRHA / 1600 / Reining / (LTD NON-PRO)

Show Date: 30+31.05.2015



Horses may walk or trot to the center of the arena. Beginning at the center of the arena facing the left wall or fence.

1. Complete four spins to the left.
 2. Complete four spins to the right. Hesitate.
 3. Beginning on the right lead, complete three circles to the right: the first circle large and fast; the second circle small and slow; the third circle large and fast. Change leads at the center of the arena.
 4. Complete three circles to the left: the first circle large and fast; the second circle small and slow; the third circle large and fast. Change leads at the center of the arena.
 5. Begin a large fast circle to the right but do not close this circle. Run straight down the right side of the arena past the center marker and do a left rollback at least twenty feet (6.09m) from the wall or fence – no hesitation.
 6. Continue back around the previous circle but do not close this circle. Run down the left side of the arena past the center marker and do a right rollback at least twenty feet (6.09m) from the wall or fence – no hesitation.
 7. Continue back around the previous circle but do not close this circle. Run down the right side of the arena past the center marker and do a sliding stop at least twenty feet (6.09m) from the wall or fence. Back up at least ten feet (3m). Hesitate to demonstrate completion of the pattern.
- Rider may dismount and drop bridle to the designated judge.

[R/NRHAP-8]



TOM WINTER

Tom Winter Saddlery
Fellener Weg 5
D - 97773 Aura im Sinngrund

Telefon 09356 / 999944
Telefax 09356 / 934905
Mobil 0151 / 588 58 550

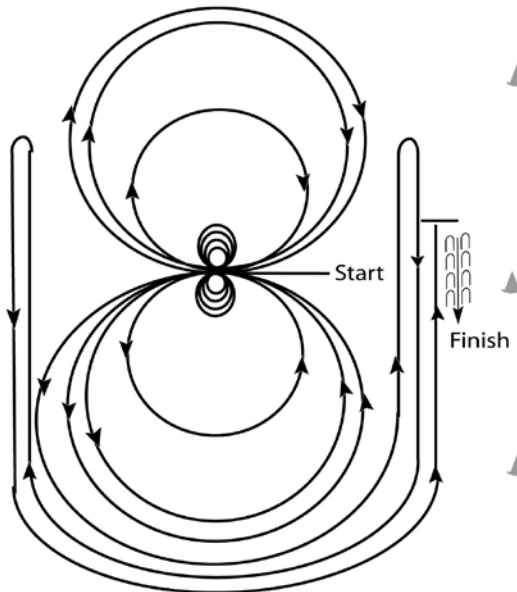


www.wintersaddlery.de

SPRING SHOW LUXEMBURG

9/ NRHA/ 5310/ Reining/ (Rookie Level 2)
 24/ NRHA / 3100 / Reining / (Youth 13 U.)
 25/ NRHA / 3200 / Reining / (Youth 14-18)
 87/ AQHA / 3340/ Reining / (Novice Amateur)

Show Date: 30+31.05.2015



Horse must walk or stop prior to starting pattern. Beginning at the center of the arena facing the left wall or fence.

1. Complete four spins to the right.
2. Complete four spins to the left. Hesitate.
3. Beginning on the left lead, complete three circles to the left: the first two circles large and fast; the third circle small and slow. Change leads at the center of the arena.
4. Complete three circles to the right: the first two circles large and fast; the third circle small and slow. Change leads at the center of the arena.
5. Begin a large, fast circle to the left but do not close this circle. Run up the right side of the arena past the center marker and do a right rollback at least twenty feet (6.09m) from the wall or fence – no hesitation.
6. Continue back around previous circle but do not close this circle. Run up the left side of the arena past the center marker and do a left rollback at least twenty feet (6.09m) from the wall or fence – no hesitation.
7. Continue back around previous circle but do not close this circle. Run up the right side of the arena past the center marker and do a sliding stop at least twenty feet (6.09m) from the wall or fence. Back up at least ten feet (3m). Hesitate to demonstrate the completion of the pattern.

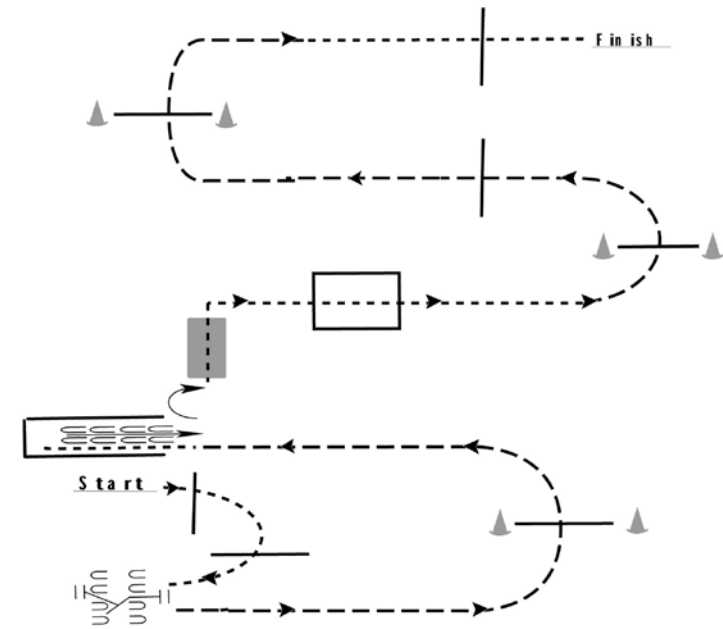
Rider may drop bridle to the designated judge.

[R/AQHAP-6]

SPRING SHOW LUXEMBURG

10/ WRAL / 3812/ Trail Walk Trot / (Beginner Walk Trot)

Show Date: 30+31.05.2015



1. Walk over two poles to gate
2. Work gate with left hand
3. Trot over pole to chute
4. Walk into chute
5. Back out of chute
6. Walk over bridge
7. Walk through box
8. Trot over poles
9. Break to the walk and walk over final elevated pole to finish

Walk	-----
Jog	- - - - -
Extended Jog	— — — — —
Lope	— — — — —
Leg Yield	
Lead Change	— / —
Back	←←←←←
Marker	Ⓚ
Sidepass	←-----→

[T/WT-9]

Pattern Provided by:

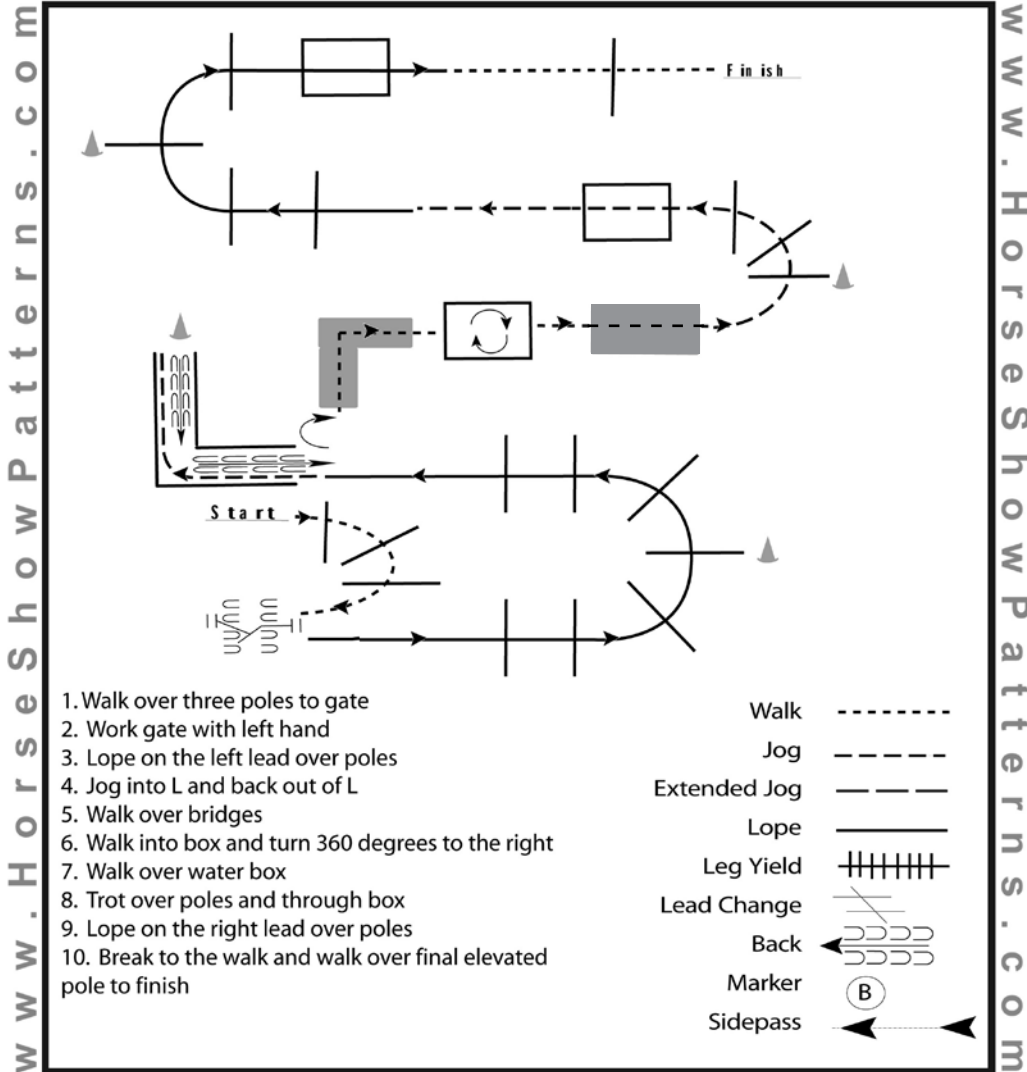
WRAL QHAL PHAL

©2015 HorseShowPatterns.com. All Rights Reserved.

SPRING SHOW LUXEMBURG

11/ AQHA/ 1383/ Green Trail/ (Open)

Show Date: 30+31.05.2015



1. Walk over three poles to gate
2. Work gate with left hand
3. Lope on the left lead over poles
4. Jog into L and back out of L
5. Walk over bridges
6. Walk into box and turn 360 degrees to the right
7. Walk over water box
8. Trot over poles and through box
9. Lope on the right lead over poles
10. Break to the walk and walk over final elevated pole to finish

Walk	-----
Jog	- - - - -
Extended Jog	- - - - -
Lope	=====
Leg Yield	
Lead Change	
Back	←←←←←
Marker	Ⓚ
Sidepass	←-----

[T/3-7]

Pattern Provided by:

WRAL QHAL PHAL

©2015 HorseShowPatterns.com. All Rights Reserved.

D.G. Rendiel
Western-Store

Tack & Showoutfits

Sophienstraße 1
DE 66557 Illingen-Uchtelfangen
Telefon: +49 (0) 68 25 - 40 41 239
Mobil: +49 (0) 163 - 24 55 697
Fax: +49 (0) 68 25 - 40 41 239
D.G.Rendiel69@gmx.de

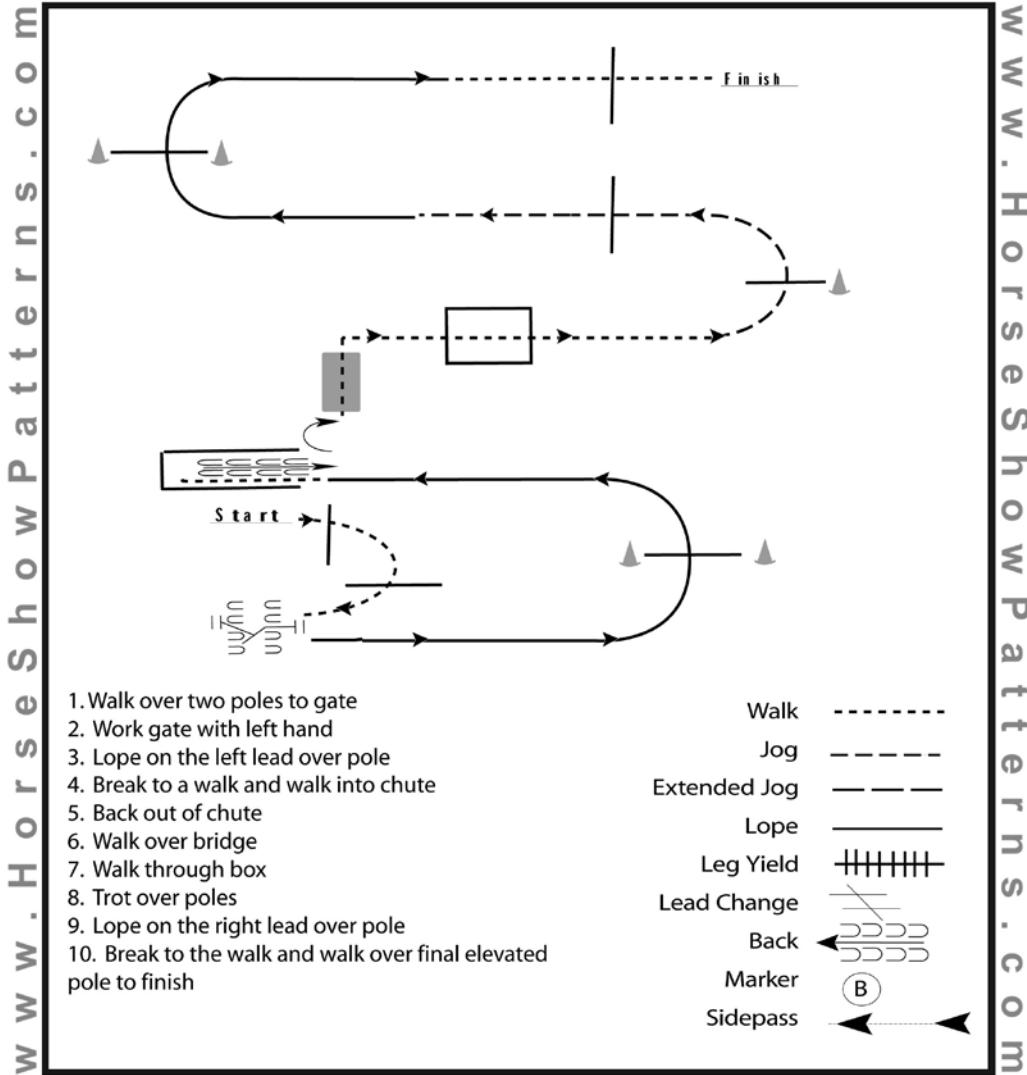
www.Rendiel-Westernstore.de ...und hier vor Ort für Sie da!



SPRING SHOW LUXEMBURG

12/ WRAL/ 3802/ Trail/ (Beginner)

Show Date: 30+31.05.2015



[T/1-9]

Pattern Provided by:

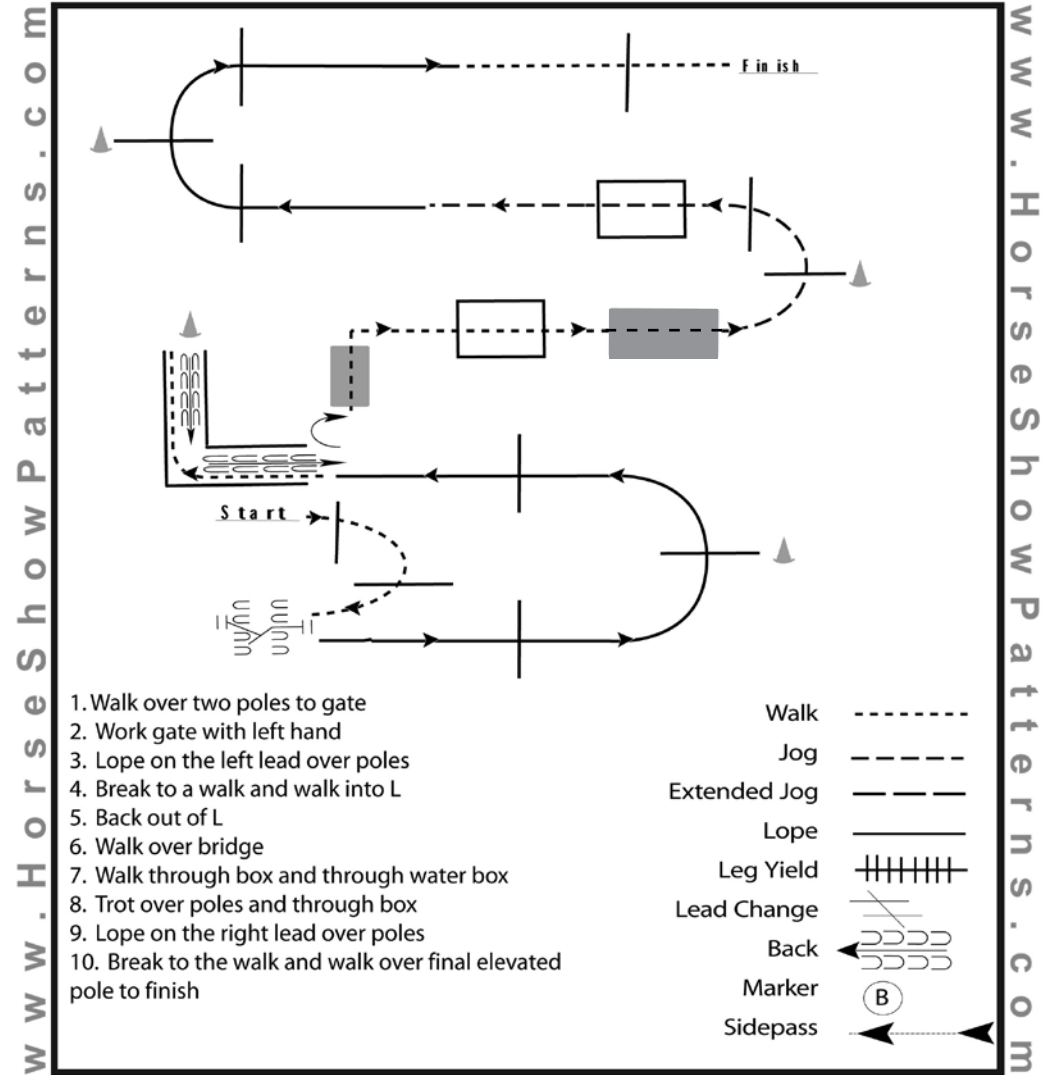
WRAL QHAL PHAL

©2015 HorseShowPatterns.com. All Rights Reserved.

SPRING SHOW LUXEMBURG

13/ WRAL / 3801 / Trail / (Amateur)

Show Date: 30+31.05.2015



[T/2-9]

Pattern Provided by:

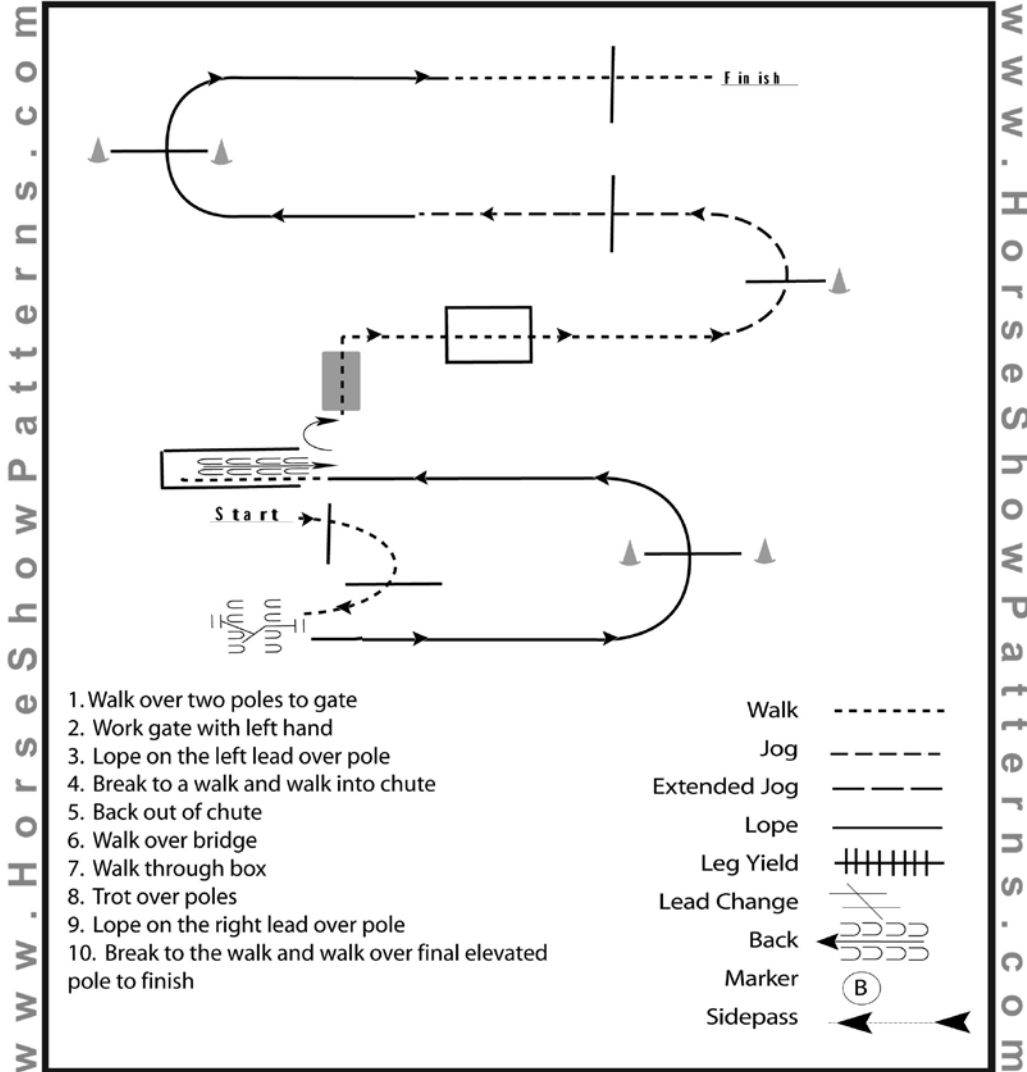
WRAL QHAL PHAL

©2015 HorseShowPatterns.com. All Rights Reserved.

SPRING SHOW LUXEMBURG

14/ AQHA / 3380 / Trail / (Novice Amateur)

Show Date: 30+31.05.2015



1. Walk over two poles to gate
2. Work gate with left hand
3. Lope on the left lead over pole
4. Break to a walk and walk into chute
5. Back out of chute
6. Walk over bridge
7. Walk through box
8. Trot over poles
9. Lope on the right lead over pole
10. Break to the walk and walk over final elevated pole to finish

Walk	-----
Jog	- - - - -
Extended Jog	— — — —
Lope	=====
Leg Yield	
Lead Change	
Back	←←←←←
Marker	Ⓚ
Sidepass	←←←←←

[T/1-9]

Pattern Provided by:

WRAL QHAL PHAL

©2015 HorseShowPatterns.com. All Rights Reserved.

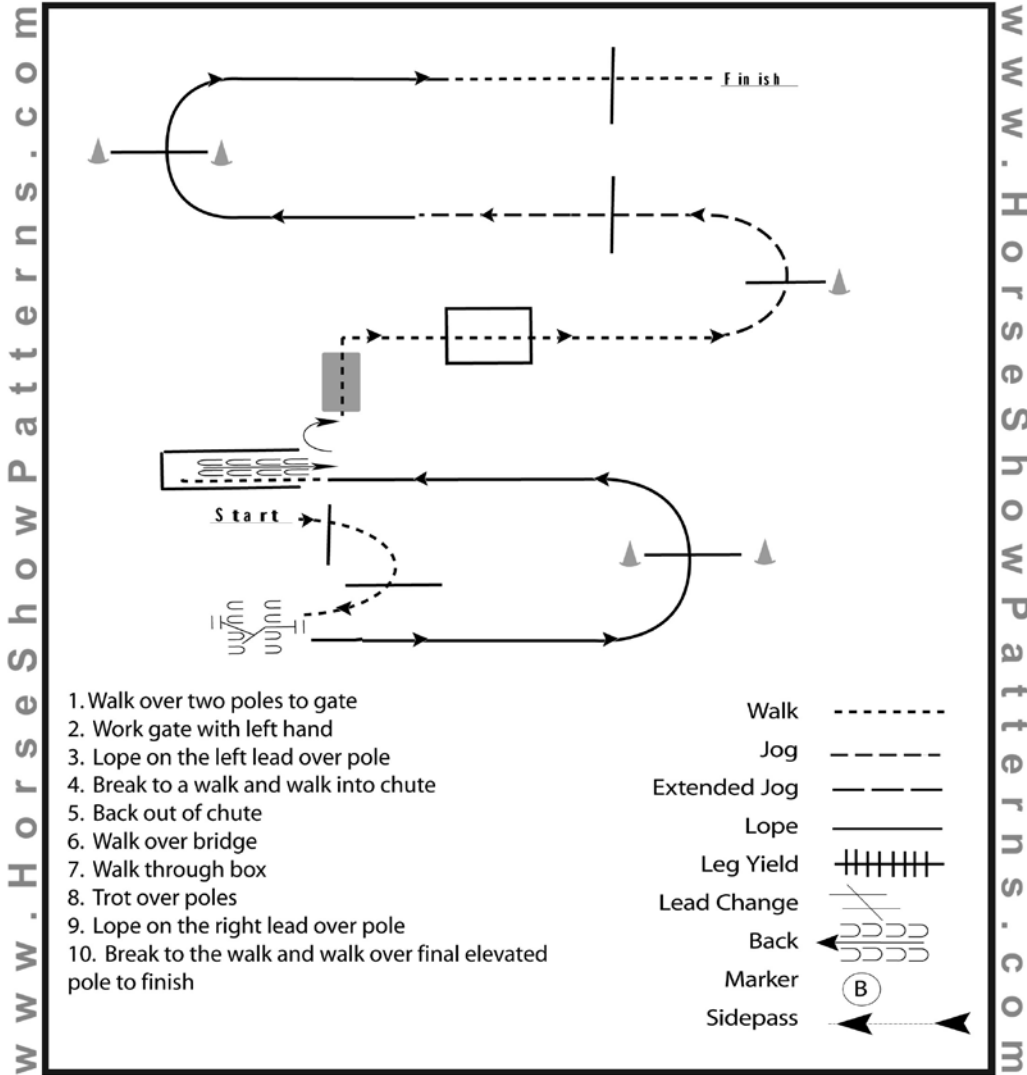


www.gama.lu

SPRING SHOW LUXEMBURG

15/ AQHA / 5380 / Trail / (Novice Youth)

Show Date: 30+31.05.2015



1. Walk over two poles to gate
2. Work gate with left hand
3. Lope on the left lead over pole
4. Break to a walk and walk into chute
5. Back out of chute
6. Walk over bridge
7. Walk through box
8. Trot over poles
9. Lope on the right lead over pole
10. Break to the walk and walk over final elevated pole to finish

Walk	-----
Jog	- - - - -
Extended Jog	-----
Lope	=====
Leg Yield	
Lead Change	↖ ↗
Back	←←←←←
Marker	(B)
Sidepass	↖ ↗

[T/1-9]

Pattern Provided by:

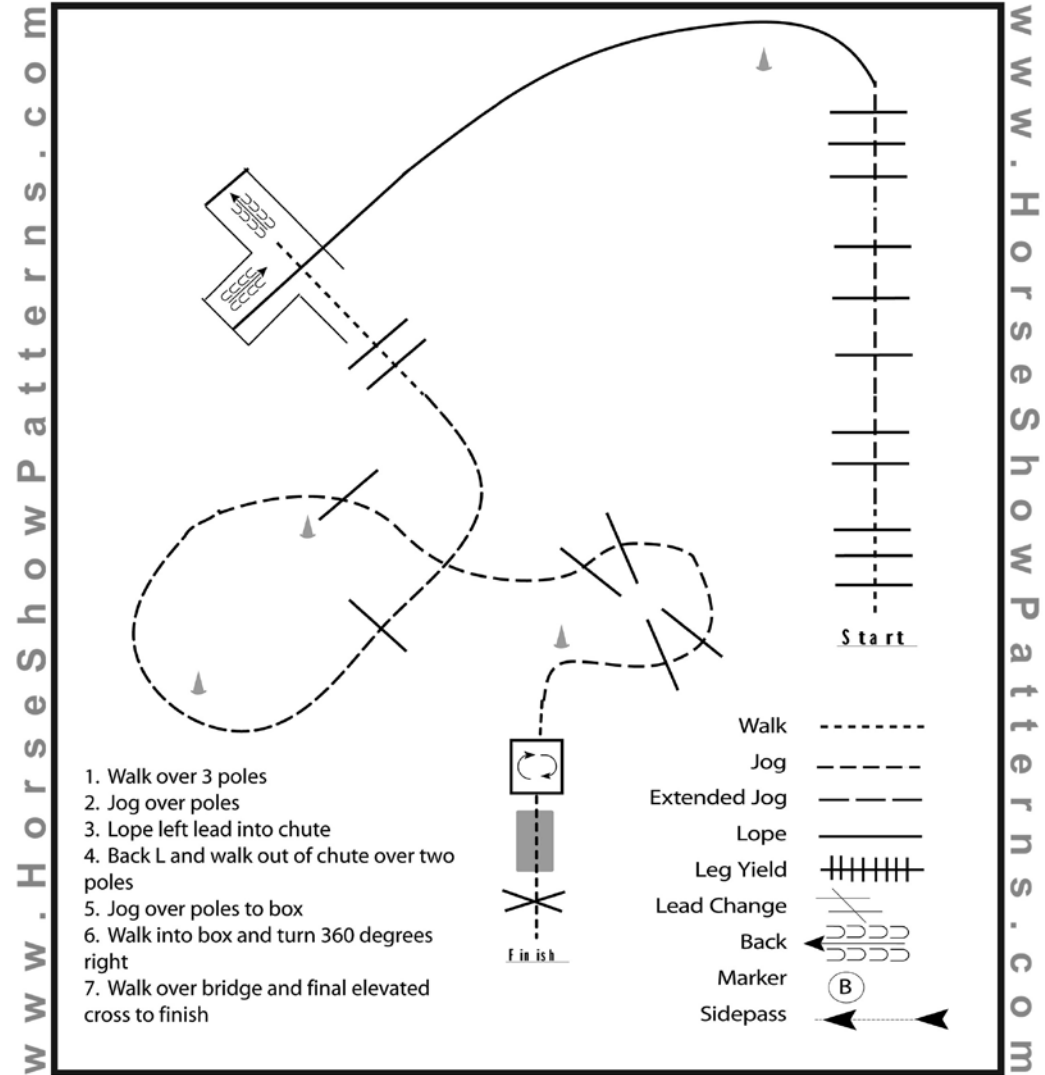
WRAL QHAL PHAL

©2015 HorseShowPatterns.com. All Rights Reserved.

SPRING SHOW LUXEMBURG

16/ WRAL-FLSE / 3804 / Trail / (Youth)

Show Date: 30+31.05.2015



1. Walk over 3 poles
2. Jog over poles
3. Lope left lead into chute
4. Back L and walk out of chute over two poles
5. Jog over poles to box
6. Walk into box and turn 360 degrees right
7. Walk over bridge and final elevated cross to finish

Walk	-----
Jog	- - - - -
Extended Jog	-----
Lope	=====
Leg Yield	
Lead Change	↖ ↗
Back	←←←←←
Marker	(B)
Sidepass	↖ ↗

[T/1-12]

Pattern Provided by:

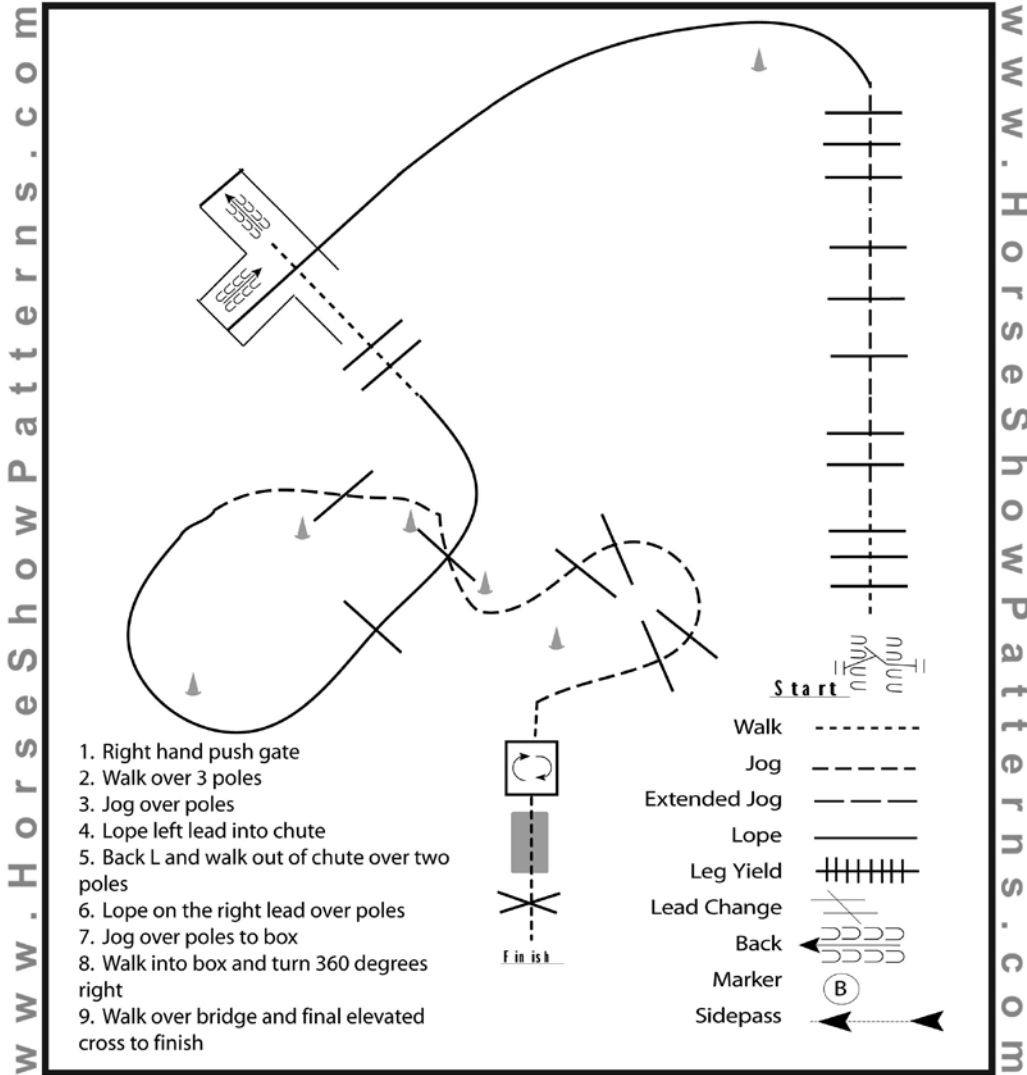
WRAL QHAL PHAL

©2015 HorseShowPatterns.com. All Rights Reserved.

SPRING SHOW LUXEMBURG

17/ WRAL-FLSE / 380 / Trail / (Open)

Show Date: 30+31.05.2015



1. Right hand push gate
2. Walk over 3 poles
3. Jog over poles
4. Lope left lead into chute
5. Back L and walk out of chute over two poles
6. Lope on the right lead over poles
7. Jog over poles to box
8. Walk into box and turn 360 degrees right
9. Walk over bridge and final elevated cross to finish

Walk
Jog	-----
Extended Jog	-----
Lope	—————
Leg Yield	
Lead Change	———/———
Back	○○○○○
Marker	⊙
Sidepass	—————>

[T/2-12]

Pattern Provided by:

WRAL QHAL PHAL

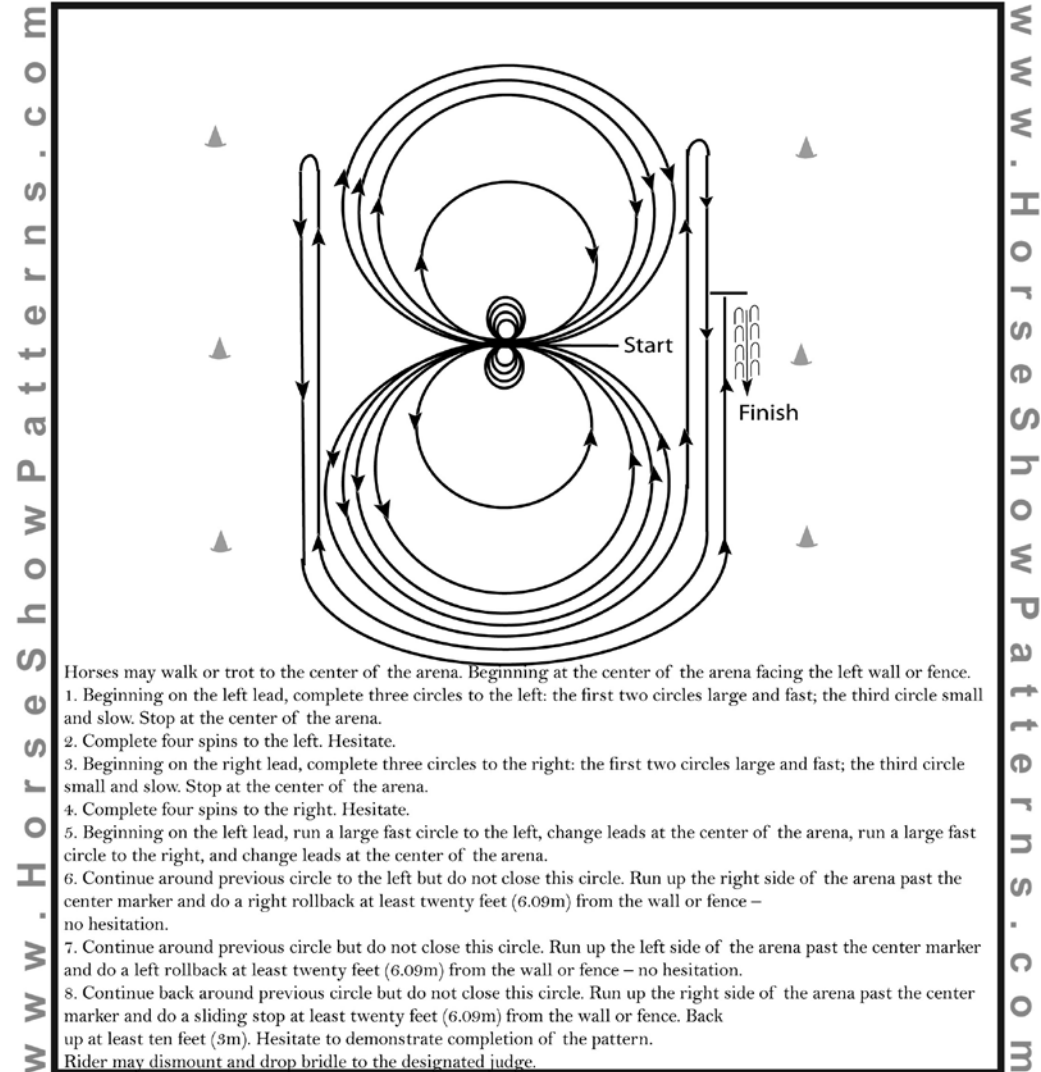
©2015 HorseShowPatterns.com. All Rights Reserved.

SPRING SHOW LUXEMBURG

22/ WRAL-FLSE / 3404 / Reining (Youth)

26/ NRHA / 2930 / Reining / (Open)

Show Date: 30+31.05.2015



- Horses may walk or trot to the center of the arena. Beginning at the center of the arena facing the left wall or fence.
1. Beginning on the left lead, complete three circles to the left: the first two circles large and fast; the third circle small and slow. Stop at the center of the arena.
 2. Complete four spins to the left. Hesitate.
 3. Beginning on the right lead, complete three circles to the right: the first two circles large and fast; the third circle small and slow. Stop at the center of the arena.
 4. Complete four spins to the right. Hesitate.
 5. Beginning on the left lead, run a large fast circle to the left, change leads at the center of the arena, run a large fast circle to the right, and change leads at the center of the arena.
 6. Continue around previous circle to the left but do not close this circle. Run up the right side of the arena past the center marker and do a right rollback at least twenty feet (6.09m) from the wall or fence – no hesitation.
 7. Continue around previous circle but do not close this circle. Run up the left side of the arena past the center marker and do a left rollback at least twenty feet (6.09m) from the wall or fence – no hesitation.
 8. Continue back around previous circle but do not close this circle. Run up the right side of the arena past the center marker and do a sliding stop at least twenty feet (6.09m) from the wall or fence. Back up at least ten feet (3m). Hesitate to demonstrate completion of the pattern.
- Rider may dismount and drop bridle to the designated judge.

[R/NRHAP-5]

Pattern Provided by:

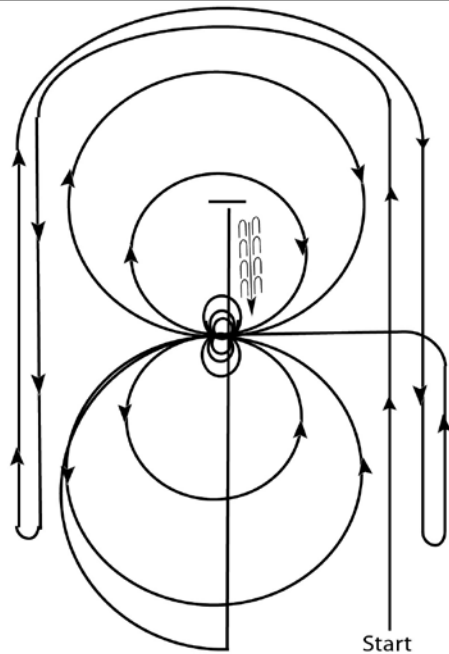
WRAL QHAL PHAL

©2015 HorseShowPatterns.com. All Rights Reserved.

SPRING SHOW LUXEMBURG

23/ WRAL / 3402 / Reining / (Beginner)

Show Date: 30+31.05.2015



1. Beginning, lope straight up the right side of the arena, circle the top of the arena, run straight down the opposite or left side of the arena past the center mark and do a right rollback - no hesitation.
2. Continue straight up the left side of the arena circle back around the top of the arena run straight down the right side of the arena past the center marker and do a left rollback - no hesitation.
3. Continue up the right side of the arena to the center marker, at the center marker horse should be on the left lead and complete two circles to the left, one large fast and one small slow. Stop at center. Hesitate.
4. Complete three spins to the left. Hesitate.
5. Complete two circles to the right, one large fast and one small slow. Stop at center. Hesitate.
6. Complete three spins to the right. Hesitate.
7. Begin a large fast circle to the left, do not close this circle. Continue up the center of the arena past the center marker and do a sliding stop.
8. Back up at least ten feet. Hesitate to demonstrate completion of pattern.

[R/NRHAP-13]

Pattern Provided by:

WRAL QHAL PHAL

©2015 HorseShowPatterns.com. All Rights Reserved.



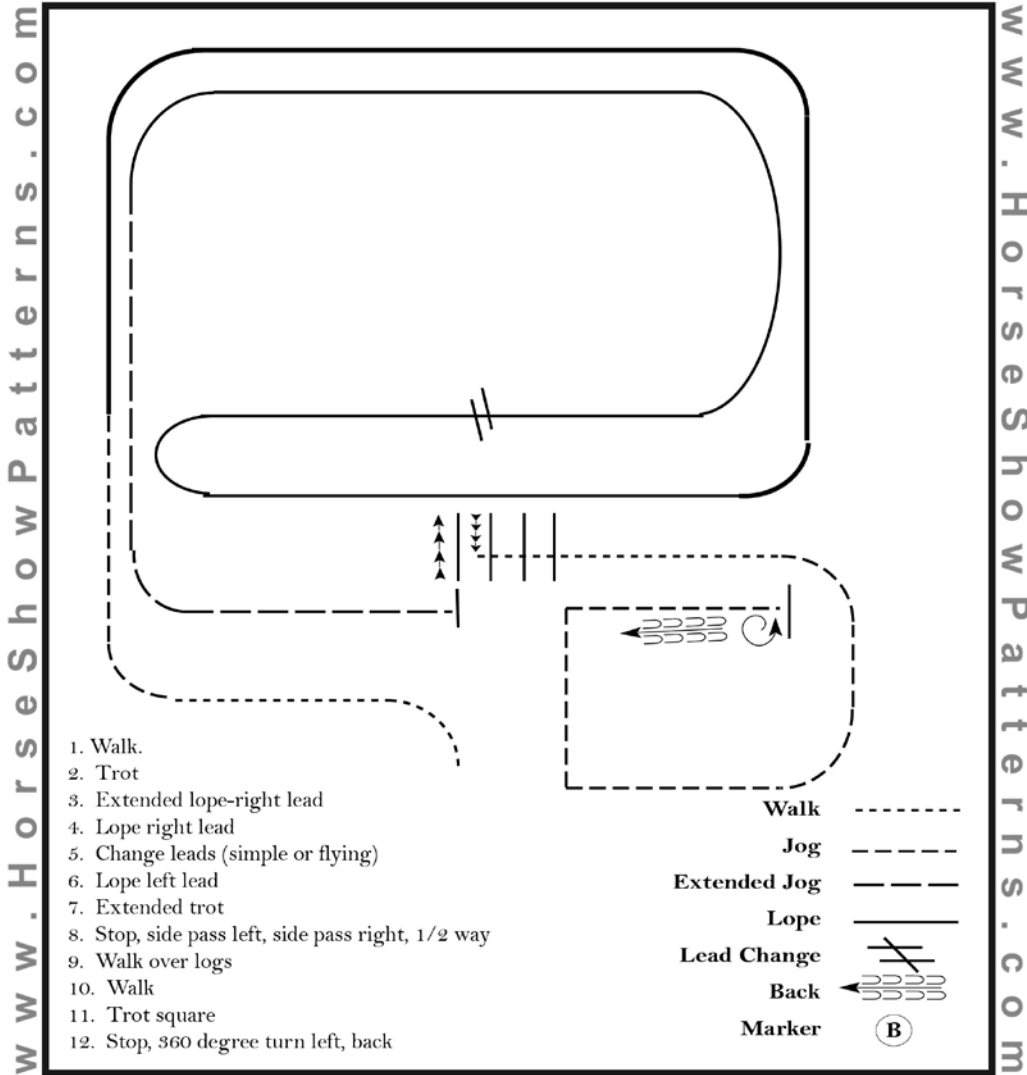
EQUIVA Mersch - Reitsportgeschäft

9 Um Mierscherberg - 7526 Mersch - Luxemburg - Telefon:+352 26 32 18 27
Öffnungszeiten: Montag - Freitag 9.00 - 20.00 Uhr, Samstag 9.00 - 19.00 Uhr

SPRING SHOW LUXEMBURG

30/ WRAL / 4209 / Ranch Riding /(pleasure) (Open)

Show Date: 30+31.05.2015



[RP/5]

Pattern Provided by:

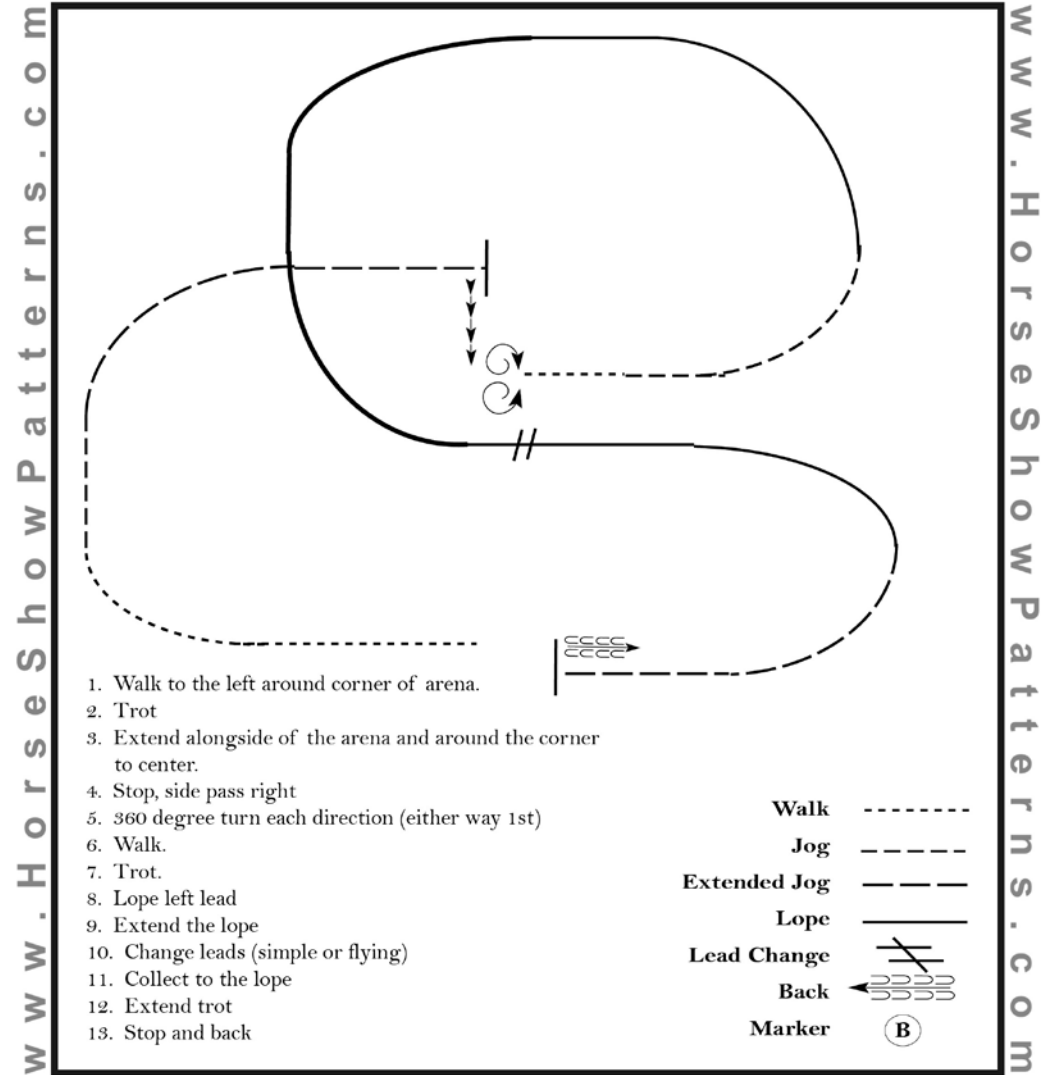
WRAL QHAL PHAL

©2015 HorseShowPatterns.com. All Rights Reserved.

SPRING SHOW LUXEMBURG

31/ WRAL / 4302 / Ranch Riding /(pleasure) (Beginner)

Show Date: 30+31.05.2015



[RP/3]

Pattern Provided by:

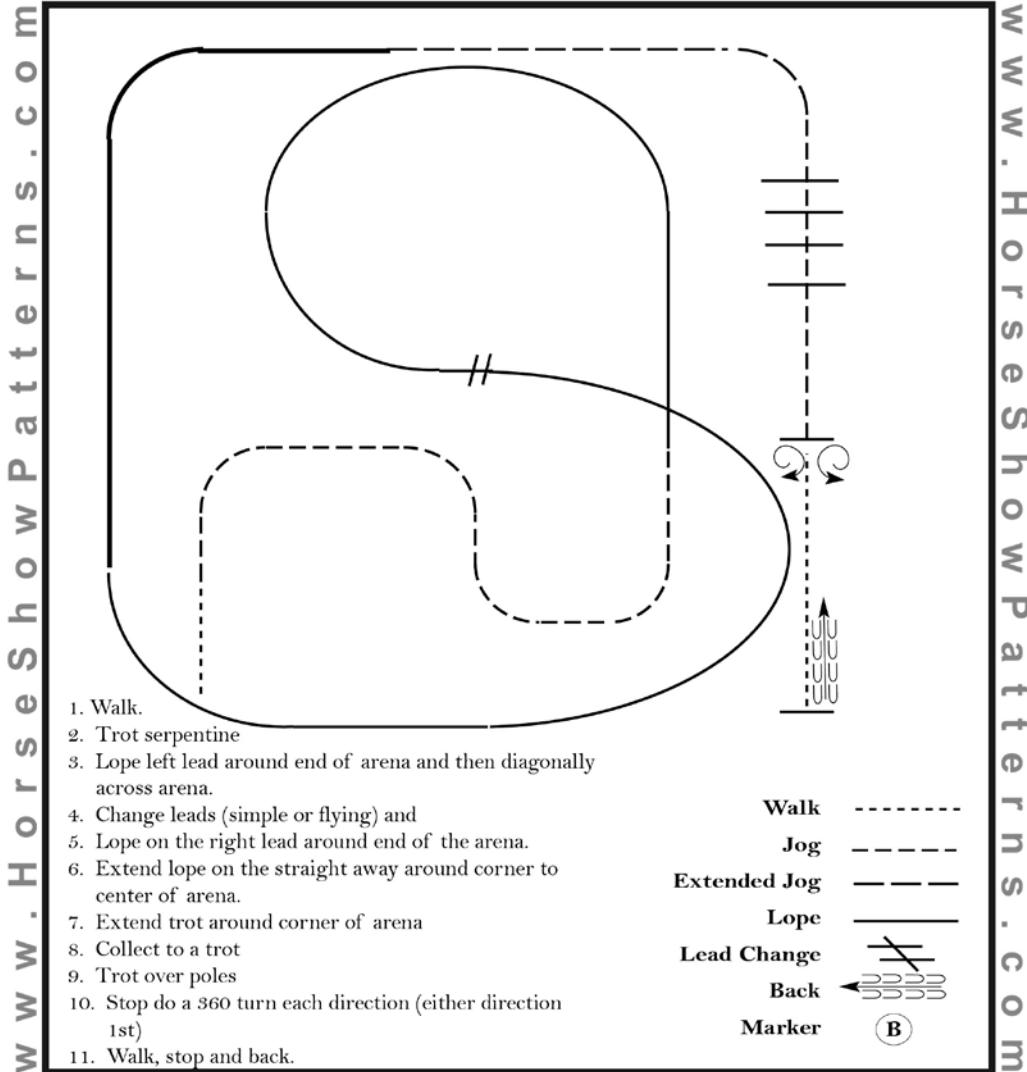
WRAL QHAL PHAL

©2015 HorseShowPatterns.com. All Rights Reserved.

SPRING SHOW LUXEMBURG

32/ WRAL / 4301 / Ranch Riding /(pleasure) (Amateur)

Show Date: 30+31.05.2015



[RP/4]

Pattern Provided by:

WRAL QHAL PHAL

©2015 HorseShowPatterns.com. All Rights Reserved.



<http://www.trierweiler.lu>

info@trierweiler.lu

Z.I. « Um Mierscherbierg »
 7, allée J.W. Leonard
 L-7526 MERSCH

Tél. : 32 60 95 dépôt : 32 51 07

Carrelages - Chapes - Pierres Naturelles
 Vente - Pose - Rénovations - Conseils

EXPOSITION

Garage Roby Cruciani

73, route de Luxembourg
 L-3515 Dudelange
 Tél.: 52 02 52-1 Fax: 52 02 42

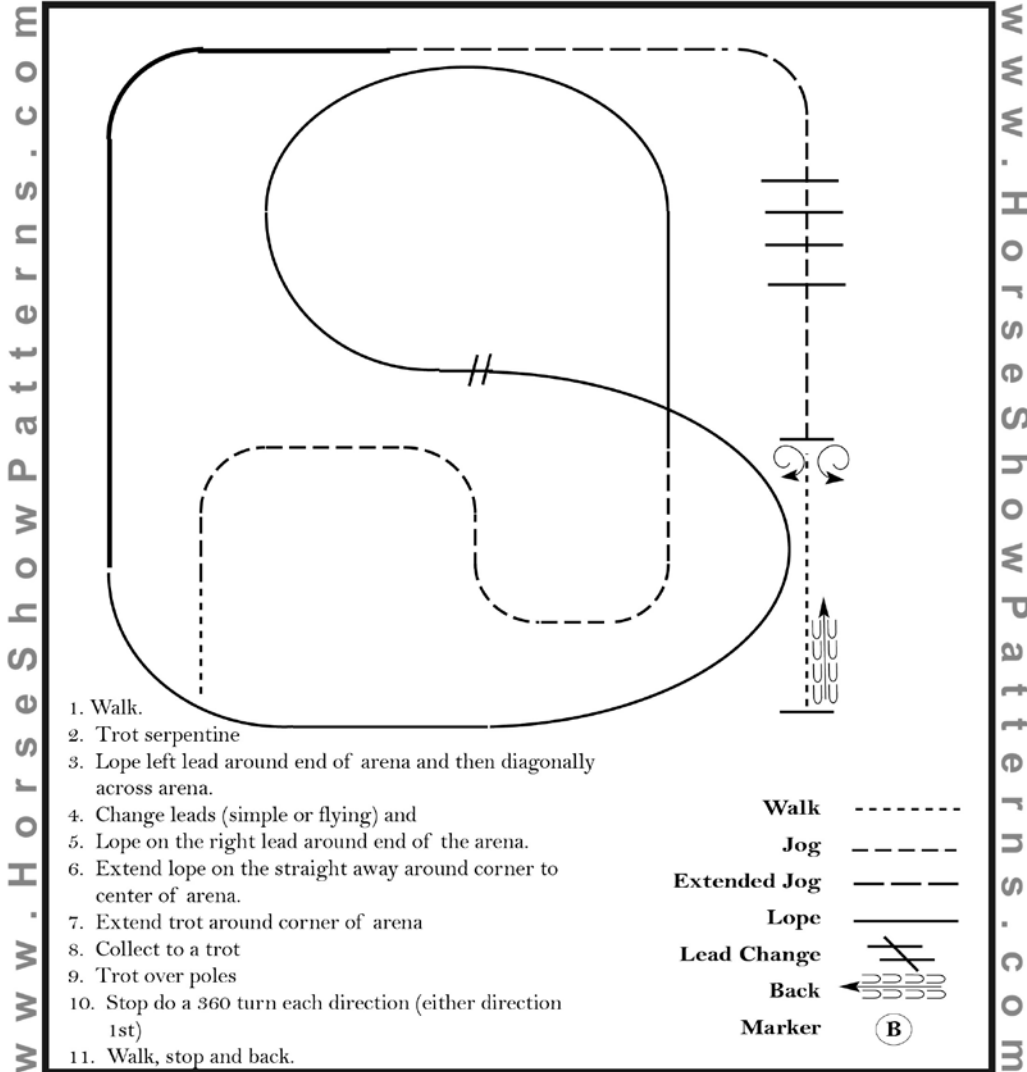


Das Auto.

SPRING SHOW LUXEMBURG

33/ AQHA / 2430 / Ranch Riding /(pleasure) (Amateur)

Show Date: 30+31.05.2015



[RP/4]

Pattern Provided by:

WRAL QHAL PHAL

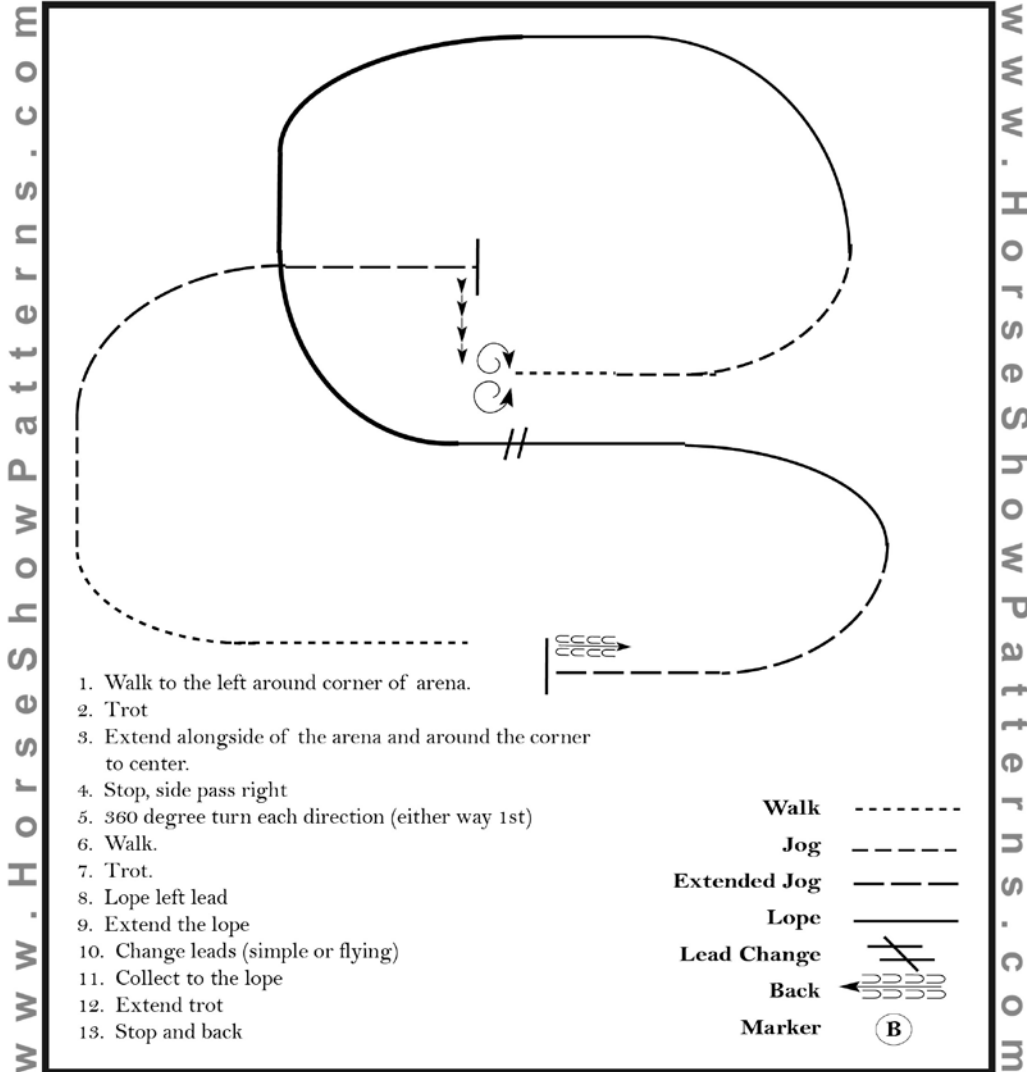
©2015 HorseShowPatterns.com. All Rights Reserved.



SPRING SHOW LUXEMBURG

34/ AQHA / 4430 / Ranch Riding /(pleasure) (Youth)

Show Date: 30+31.05.2015



[RP/3]

Pattern Provided by:

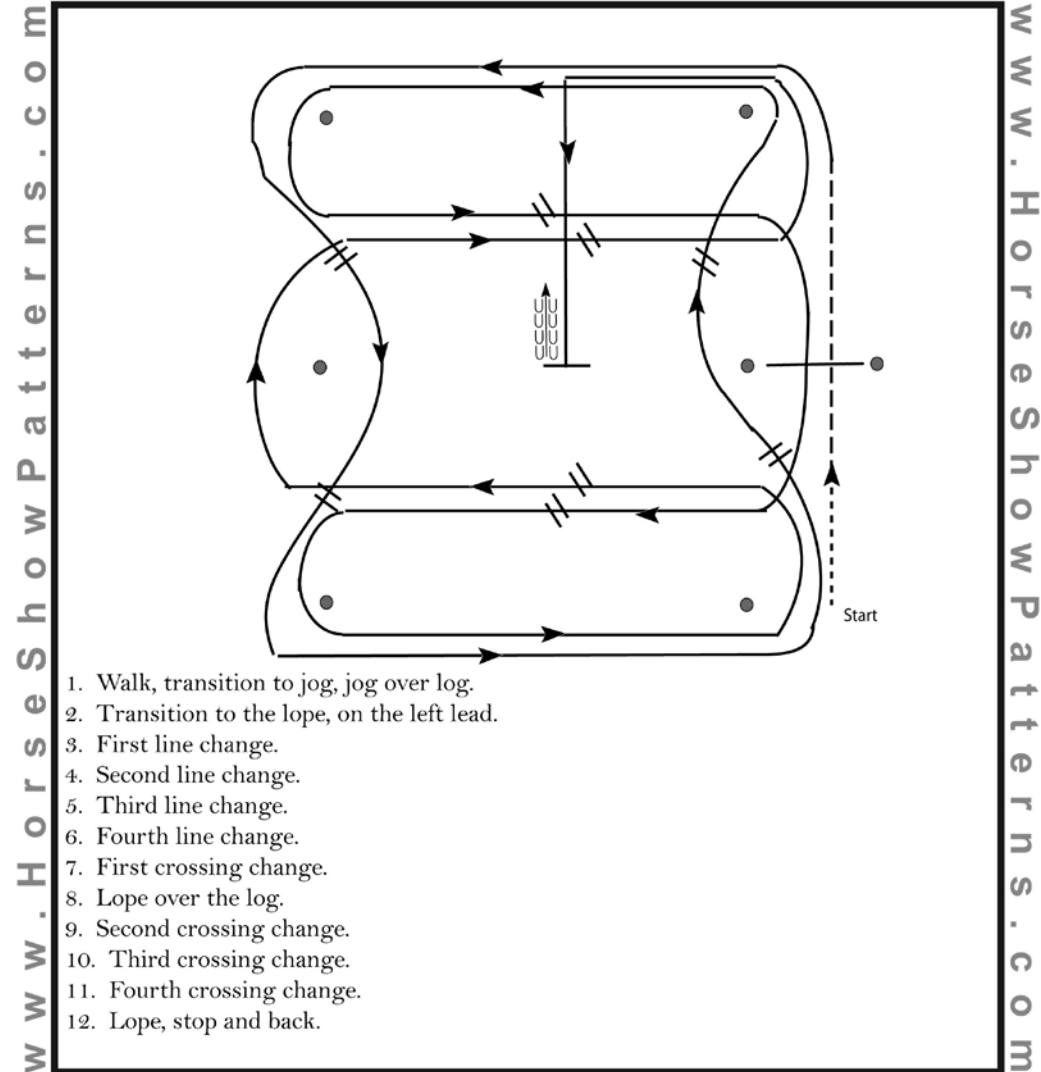
WRAL QHAL PHAL

©2015 HorseShowPatterns.com. All Rights Reserved.

SPRING SHOW LUXEMBURG

35/ AQHA / 1360 / Western Riding / (Open)

Show Date: 30+31.05.2015



[WR/OP-5]

Pattern Provided by:

WRAL QHAL PHAL

©2015 HorseShowPatterns.com. All Rights Reserved.

Effizient und attraktiv – auch im Preis:
Vitodens 200-W.



Gas-Brennwert-Wandgerät
mit beispielhaftem Preis-
Leistungs-Verhältnis:

- Maximale Energieausnutzung auf kleinstem Raum
- Langlebige Inox-Radial-Heizfläche aus Edelstahl
- Besonders für den Einsatz im Geschoss-Wohnungsbau geeignet

VISSMANN

Wir beraten Sie gern:

CHAUFFAGE · SANITAIRE
Baumert



CHAUFFAGE · SANITAIRE
Baumert

WWW.BAUMERT-ENT.LU

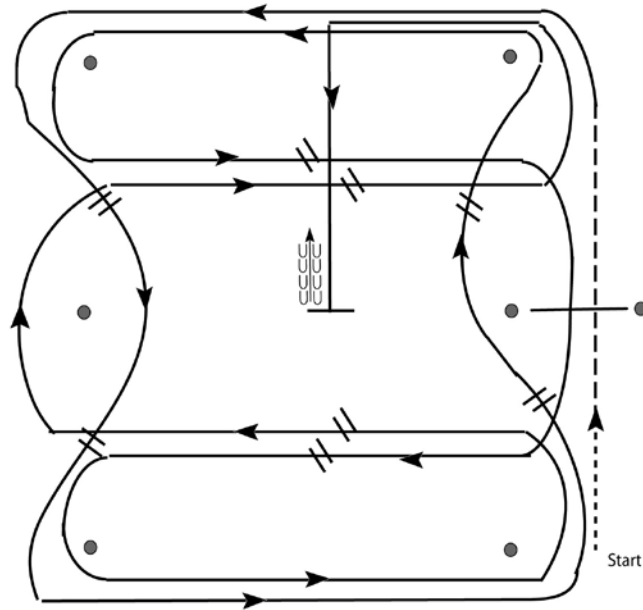


BGL
BNP PARIBAS

SPRING SHOW LUXEMBURG

36/ AQHA / 2360 / Western Riding / (Amateur)

Show Date: 30+31.05.2015



1. Walk, transition to jog, jog over log.
2. Transition to the lope, on the left lead.
3. First line change.
4. Second line change.
5. Third line change.
6. Fourth line change.
7. First crossing change.
8. Lope over the log.
9. Second crossing change.
10. Third crossing change.
11. Fourth crossing change.
12. Lope, stop and back.

[WR/OP-5]

Pattern Provided by:

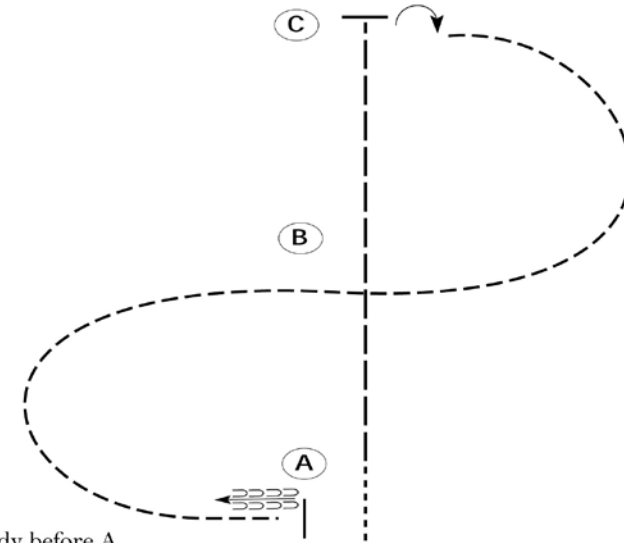
WRAL QHAL PHAL

©2015 HorseShowPatterns.com. All Rights Reserved.

SPRING SHOW LUXEMBURG

37/ WRAL / 2405 / Western Horsemanship / (Beginner Walk Trot)

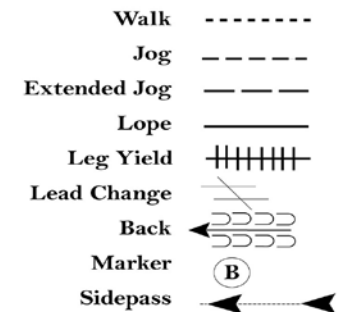
Show Date: 30+31.05.2015



Be ready before A.

1. Walk to A.
2. Perform an extended jog from A to C.
3. Stop at C and turn 90 degrees to the right.
4. Jog half a circle to B.
5. Continue at a jog in a half circle to A.
6. Stop at A and back approximately one horse length.

Follow the instructions of your ring steward.



[WH/WT-30]

Pattern Provided by:

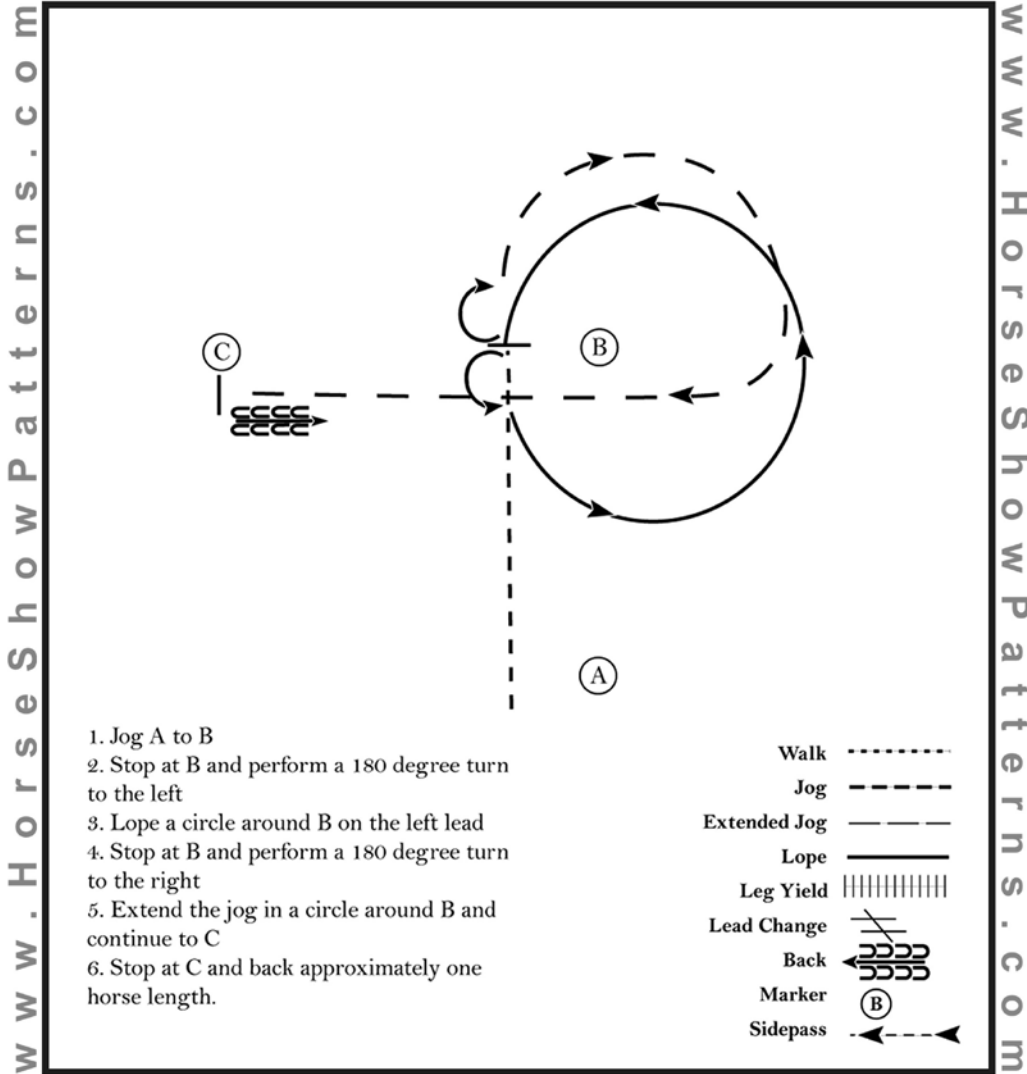
WRAL QHAL PHAL

©2015 HorseShowPatterns.com. All Rights Reserved.

SPRING SHOW LUXEMBURG

38/ WRAL / 2410 / Western Horsemanship / (Amateur)

Show Date: 30+31.05.2015



[WH/2-37]

Pattern Provided by:

WRAL QHAL PHAL

©2015 HorseShowPatterns.com. All Rights Reserved.

De la chaleur pour tous.



Tout le monde peut sauver la planète.



De l'inspiration pour tous.



Tout le monde peut trouver sa propre ambiance de salle de bains.



Un budget pour tous.



Des solutions pour tous.

Eau et chaleur pour tous.

Dans votre magasin Van Marcke Inspirations, vous trouverez la salle de bains, wellness ou installation de chauffage qui vous conviendra le mieux et surtout dans votre budget. Nos conseillers sont fins prêts pour trouver avec vous les meilleures solutions que vous recherchez. En venant, assurez-vous de prendre avec vous tous vos rêves de salle de bains, de wellness ou de chauffage!

Van Marcke Inspirations - 34/38 Rangwee - 2412 Luxembourg
 Heures d'ouverture: mardi - samedi 10h00 - 18h00 (fermé le dimanche et lundi)

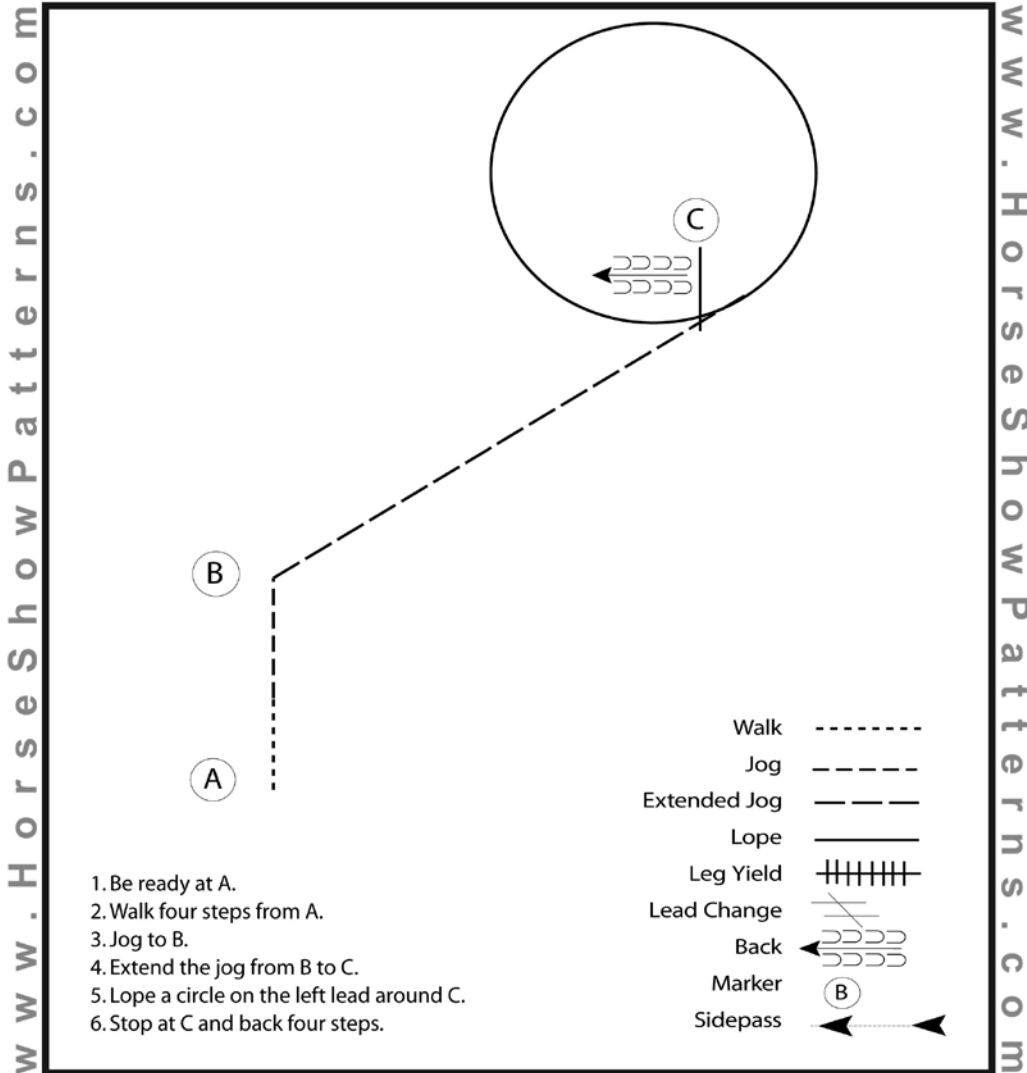
www.vanmarcke.com



SPRING SHOW LUXEMBURG

39/ AQHA / 4400 / Western Horsemanship / (Youth)

Show Date: 30+31.05.2015



[WH/1-39]

Pattern Provided by:

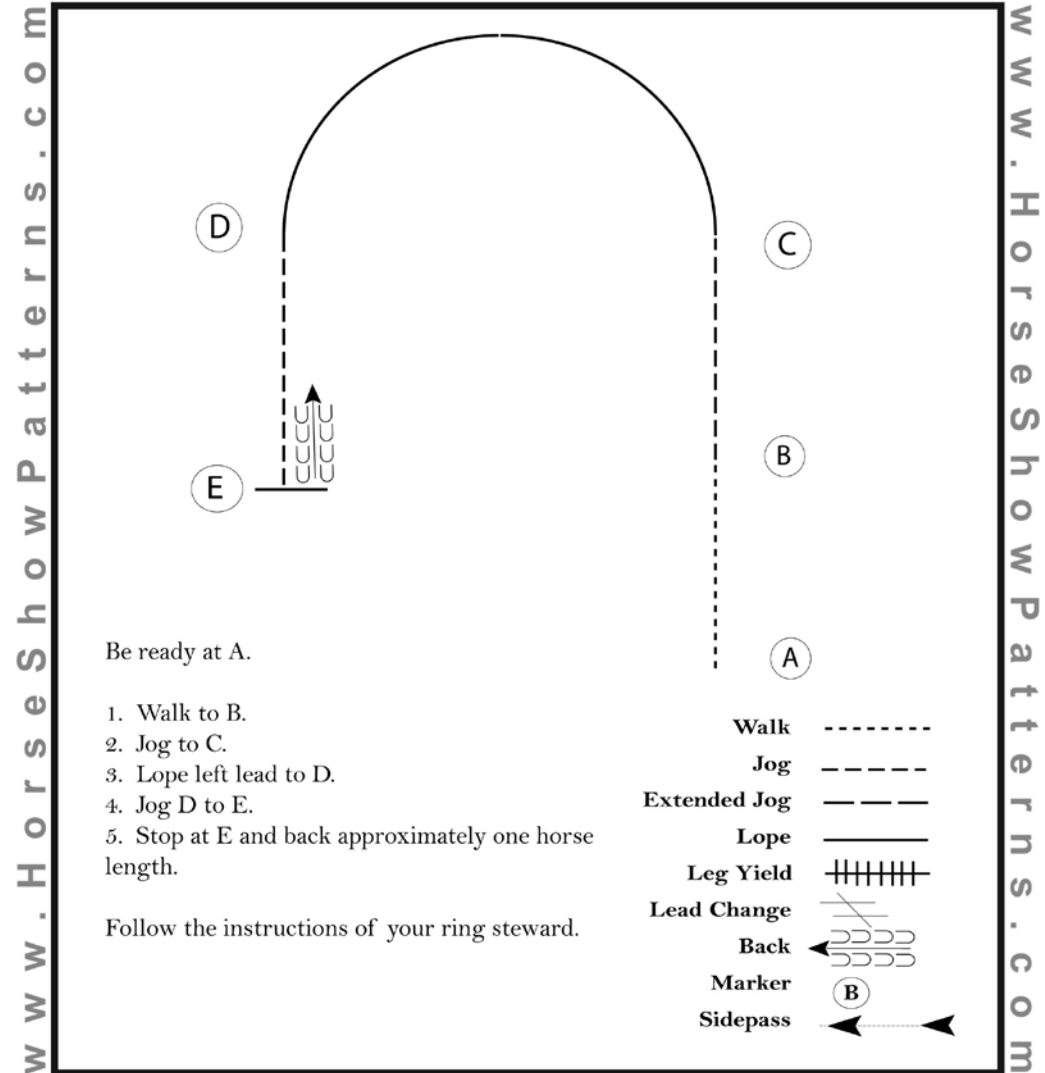
WRAL QHAL PHAL

©2015 HorseShowPatterns.com. All Rights Reserved.

SPRING SHOW LUXEMBURG

40/ WRAL / 2402 / Western Horsemanship / (Beginner)

Show Date: 30+31.05.2015



[WH/1-56]

Pattern Provided by:

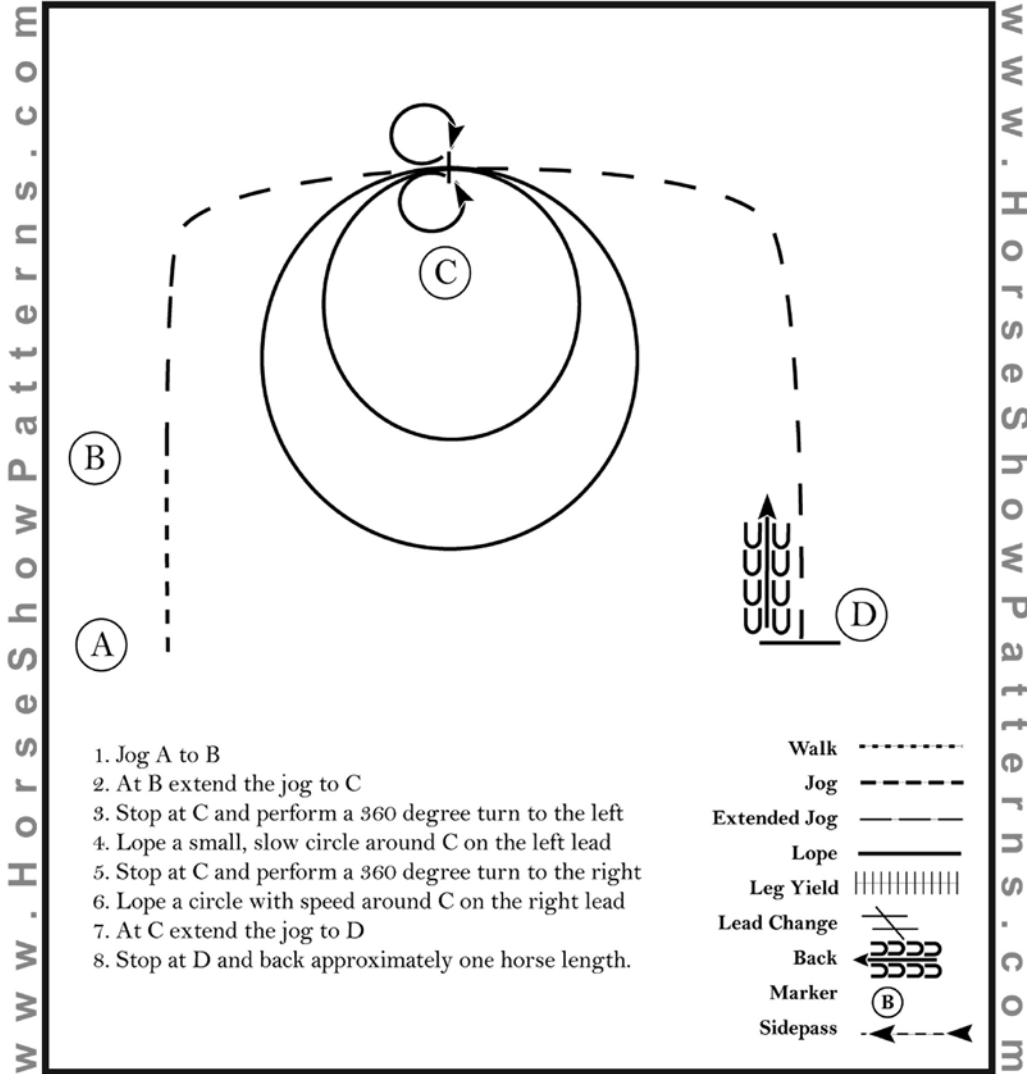
WRAL QHAL PHAL

©2015 HorseShowPatterns.com. All Rights Reserved.

SPRING SHOW LUXEMBURG

41/ AQHA / 2400 / Western Horsemanship / (Amateur)

Show Date: 30+31.05.2015



[WH/3-15]

Pattern Provided by:

WRAL QHAL PHAL

©2015 HorseShowPatterns.com. All Rights Reserved.



MAGNUM

L U X E M B O U R G

CLUB ★ NIGHT DINING ★ BAR

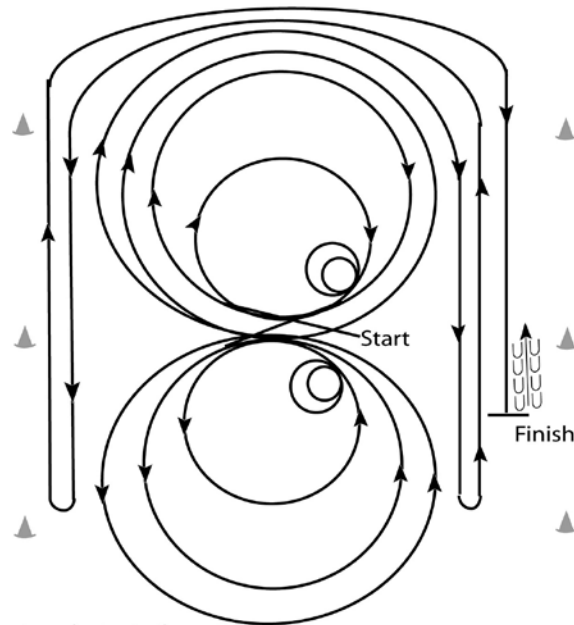


CLUB GALERIE

SPRING SHOW LUXEMBURG

42/ AQHA / 5340 / Reining (Novice Youth)

Show Date: 30+31.05.2015



Horses must walk or stop prior to starting pattern.

1. Starting at the center marker make a large fast circle to right on the right lead.
 2. Draw the circle down to a small circle to left until you reach the center marker; stop.
 3. Do a double spin to the inside of the small circle at the center marker; at end of spins horse should be facing the left wall, slight hesitation.
 4. Begin on the left lead and make a large fast circle.
 5. Then a small, slow circle, again drawing it down to the center of the arena, stop, no hesitation on these stops.
 6. Do a double spin to the inside of the circle, slight hesitation, horse to be facing left wall.
 7. Take a right lead and make a fast figure eight over the large circles, close the eight, and change leads.
 8. Begin a large fast circle to the right but do not close this circle. Run down the right side of the arena past the marker and do a left roll back at least 20 feet (6 meters) from the wall or fence - no hesitation.
 9. Continue back around the previous circle but do not close this circle. Run down the left side of the arena past the center and do a right roll back at least 20 feet (6 meters) from the wall or fence - no hesitation.
 10. Continue back around previous circle but do not close this circle. Run down the right side of the arena past the center marker and do a sliding stop at least 20 feet (6 meters) from the wall or fence. Back up at least 10 feet (3 meters). Hesitate to show completion of pattern.
- Rider may dismount and drop bridle to the designated judge.

[R/AQHAP-12]

Pattern Provided by:

WRAL QHAL PHAL

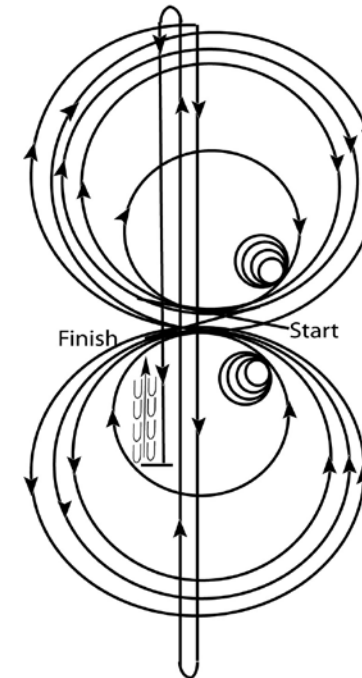
©2015 HorseShowPatterns.com. All Rights Reserved.

SPRING SHOW LUXEMBURG

43/ AQHA / 2340 / Reining / (Amateur)

73/ AQHA / 4340 / Reining / (Youth)

Show Date: 30+31.05.2015



Horses must walk or stop prior to starting pattern. Begin at the center of the arena facing the left wall or fence.

1. Beginning on the right lead, complete three circles to the right; the first two circles large and fast; the third circle small and slow. Stop at the center of the arena.
 2. Complete four spins to the right. Hesitate.
 3. Beginning on the left lead, complete three circles to the left; the first two circles large and fast; the third circle small and slow. Stop at the center of the arena.
 4. Complete four spins to the left. Hesitate.
 5. Beginning on the right lead, run a large first circle to the right, change leads at the center of the arena, run a large fast circle to the left, and change leads at the center of the arena.
 6. Continue around previous circle to the right. At the top of the circle, run down the middle to the far end of the arena past the end marker and do a right rollback - no hesitation.
 7. Run up the middle to the opposite end of the arena past the end marker and do a left rollback - no hesitation.
 8. Run past the center marker and do a sliding stop. Back up to the center of the arena or at least 10 feet (3m). Hesitate to demonstrate completion of the pattern.
- Rider may drop bridle to the designated judge.

[R/AQHAP-4]

Pattern Provided by:

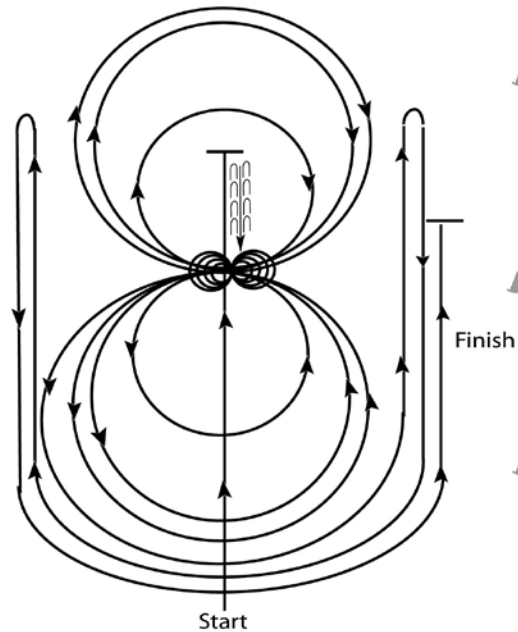
WRAL QHAL PHAL

©2015 HorseShowPatterns.com. All Rights Reserved.

SPRING SHOW LUXEMBURG

44/ NRHA / 1100 / reining / (Open)
45/ NRHA / 1301 / Reining / (LTD OPEN)

Show Date: 30+31.05.2015



1. Run past the center marker and do a sliding stop. Back up to the center of the arena or at least ten feet (3m). Hesitate.
 2. Complete four spins to the right.
 3. Complete four and one-quarter spins to the left so that horse is facing the left wall or fence. Hesitate.
 4. Beginning on the left lead, complete three circles to the left: the first circle small and slow; the next two circles large and fast. Change leads at the center of the arena.
 5. Complete three circles to the right: the first circle small and slow; the next two circles large and fast. Change leads at the center of the arena.
 6. Begin a large fast circle to the left but do not close this circle. Run up the right side of the arena past the center marker and do a right rollback at least twenty feet (6.09m) from the wall or fence – no hesitation.
 7. Continue back around the previous circle but do not close this circle. Run up the left side of the arena past the center marker and do a left rollback at least twenty feet (6.09m) from the wall or fence – no hesitation.
 8. Continue back around previous circle but do not close this circle. Run up right side of the arena past the center marker and do a sliding stop at least twenty feet (6.09m) from the wall or fence. Hesitate to demonstrate completion of the pattern.
- Rider may dismount and drop bridle to the designated judge.

[R/NRHAP-9]

Pattern Provided by:
WRAL QHAL PHAL

©2015 HorseShowPatterns.com. All Rights Reserved.



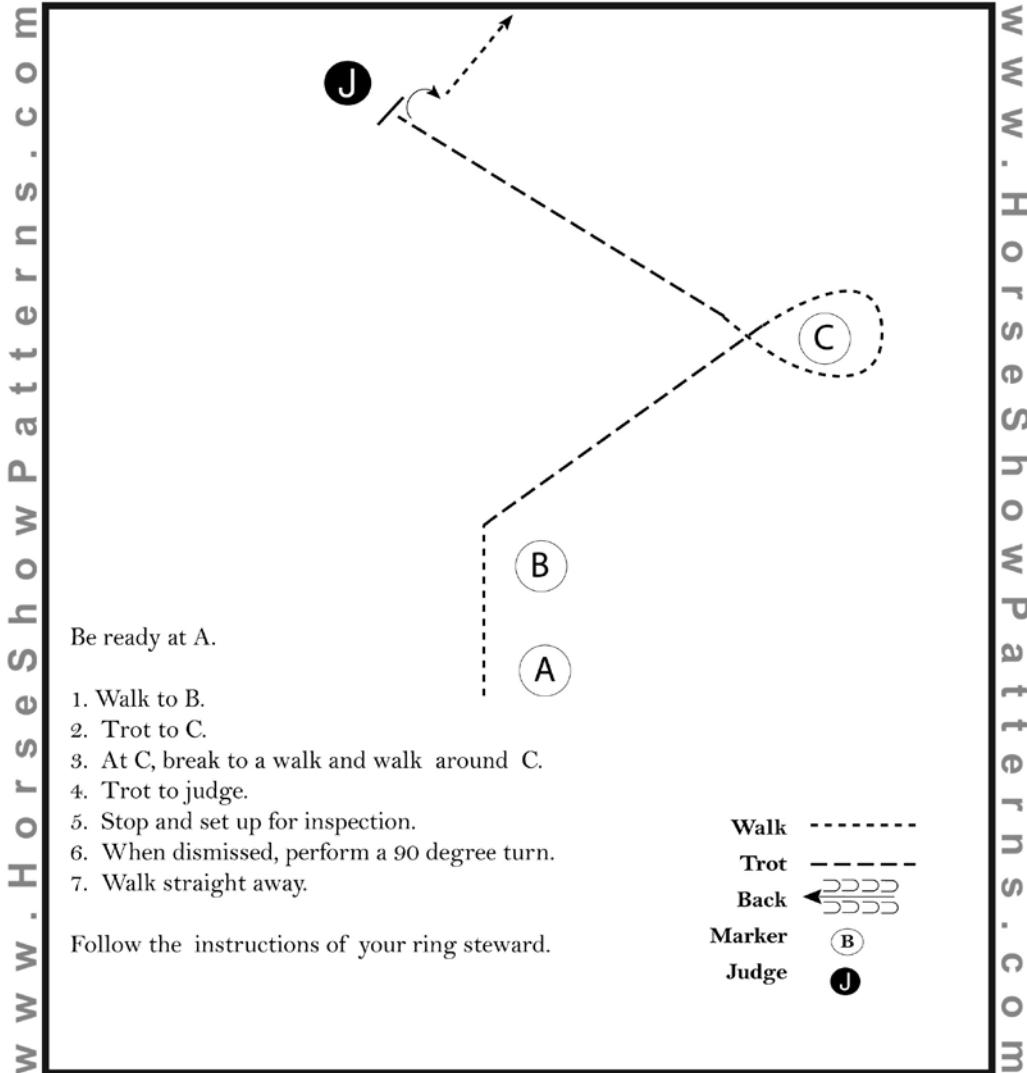
EIFEL
PferdeZAHNFEE

Equine Dentist Sabine Pauly
Pferdezahnbehandlungen
Telefon: 0171-8092541 • Deudesfeld
www.eifel-pferdezahnfee.de

SPRING SHOW LUXEMBURG

61/ WRAL / 1202 / Showmanship / (Beginner Walk Trot)

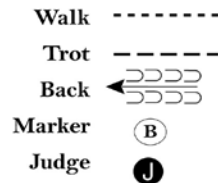
Show Date: 30+31.05.2015



Be ready at A.

1. Walk to B.
2. Trot to C.
3. At C, break to a walk and walk around C.
4. Trot to judge.
5. Stop and set up for inspection.
6. When dismissed, perform a 90 degree turn.
7. Walk straight away.

Follow the instructions of your ring steward.



[S/WT-51]

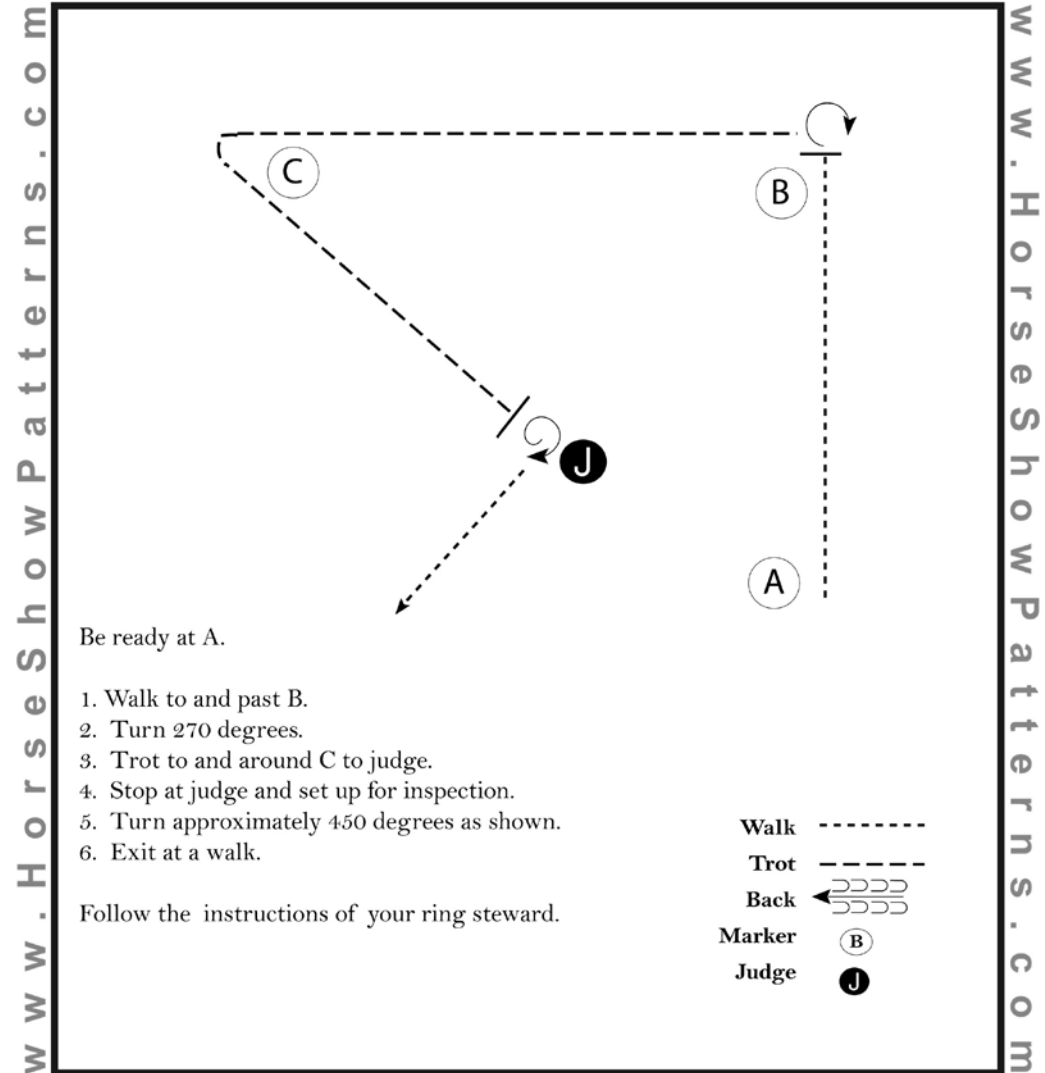
Pattern Provided by:

WRAL QHAL PHAL

SPRING SHOW LUXEMBURG

62/ WRAL / 1201 / Showmanship / (Amateur)

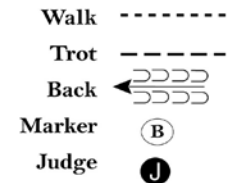
Show Date: 30+31.05.2015



Be ready at A.

1. Walk to and past B.
2. Turn 270 degrees.
3. Trot to and around C to judge.
4. Stop at judge and set up for inspection.
5. Turn approximately 450 degrees as shown.
6. Exit at a walk.

Follow the instructions of your ring steward.



[S/1-25]

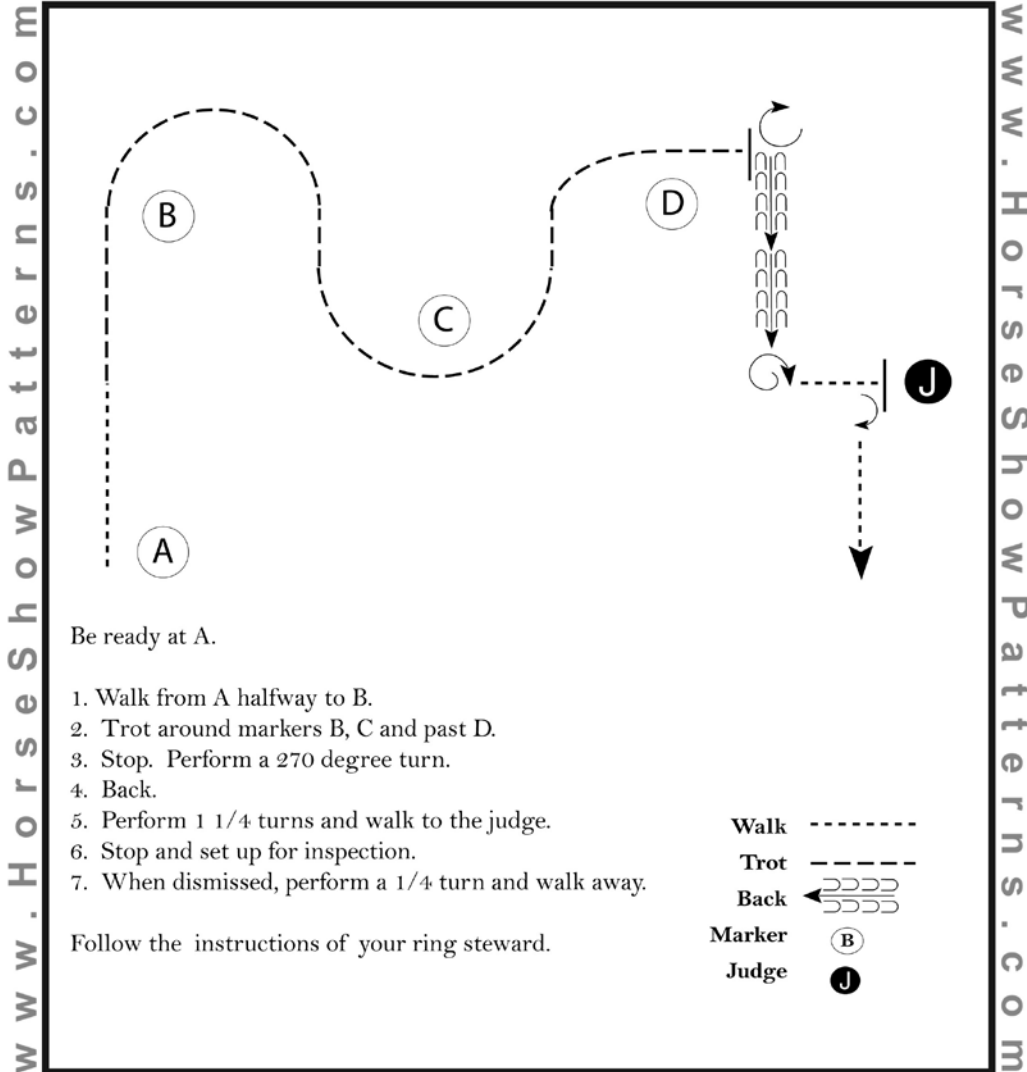
Pattern Provided by:

WRAL QHAL PHAL

SPRING SHOW LUXEMBURG

63/ AQHA / 2120 / Showmanship / (Amateur)

Show Date: 30+31.05.2015



[S/2-74]

Pattern Provided by:

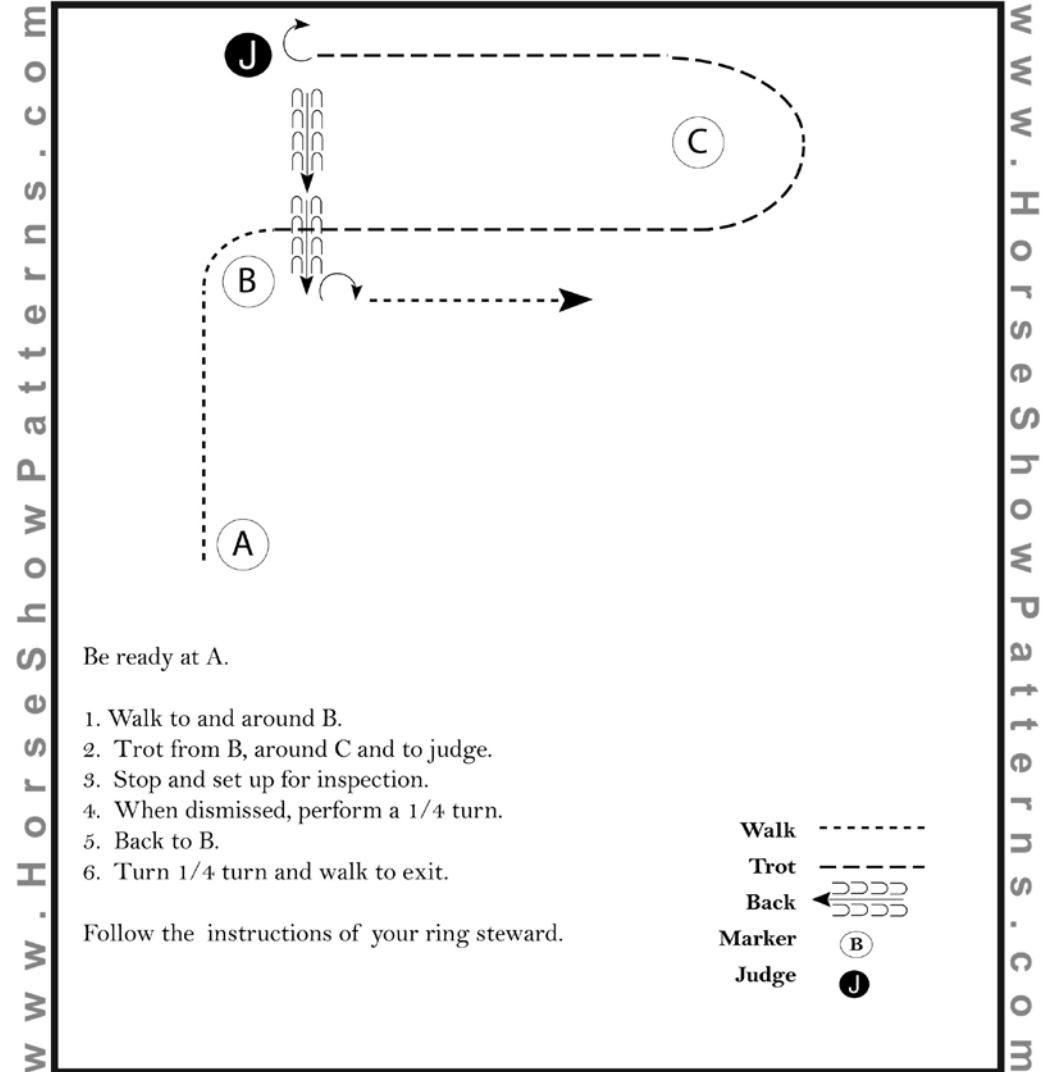
WRAL QHAL PHAL

©2015 HorseShowPatterns.com. All Rights Reserved.

SPRING SHOW LUXEMBURG

64/ AQHA / 4120 / Showmanship / (Youth)

Show Date: 30+31.05.2015



[S/2-36]

Pattern Provided by:

WRAL QHAL PHAL

©2015 HorseShowPatterns.com. All Rights Reserved.

SPRING SHOW LUXEMBURG

65/ AQHA / 3120 / Showmanship / (Novice Amateur)

Show Date: 30+31.05.2015

www.HorseShowPatterns.com

Be ready at A.

1. Trot an arc to the right.
2. At the top of the arc, walk two strides.
3. Trot in a half circle and straight to Judge.
4. Stop and set up for inspection.
5. When dismissed, perform a 1 1/2 turn.
6. Trot around B as shown. When even with Judge, stop and perform a 1/2 turn.
7. Back approximately one horse length.
8. Turn 1/4 turn and walk straight away to exit.

Follow the instructions of your ring steward.

Walk	-----
Trot	—————
Back	←—————
Marker	ⓑ
Judge	ⓙ

www.HorseShowPatterns.com

[S/3-46]

Pattern Provided by:

WRAL QHAL PHAL

©2015 HorseShowPatterns.com. All Rights Reserved.



phillipps S.à.r.l.
Immer eine Idee besser

RAUMVERGNÜGEN.

Das Auge wohnt mit.
Gönnen Sie sich frische,
schöne Aussichten mit
unserem kreativen
Raumprogramm.

Rufen Sie uns an!

Peinture Phillipps Sàrl

7, rue de Godbrange
L-6118 Junglinster
Tel.: 00352 / 42 64 95

3, rue de la Déportation
L-1415 Luxembourg Hollerich
Tel.: 00352 / 42 64 95-40

RAUMPROGRAMM.

- klassische Maler- und Lackiererarbeiten
- hochwertige dekorative Gestaltungstechniken
- Bodenbeläge
- Spanndecken
- Elektroarbeiten
- 100 % Service – bis hin zum Aus-/Einräumen und zur Profi-Bauschlussreinigung

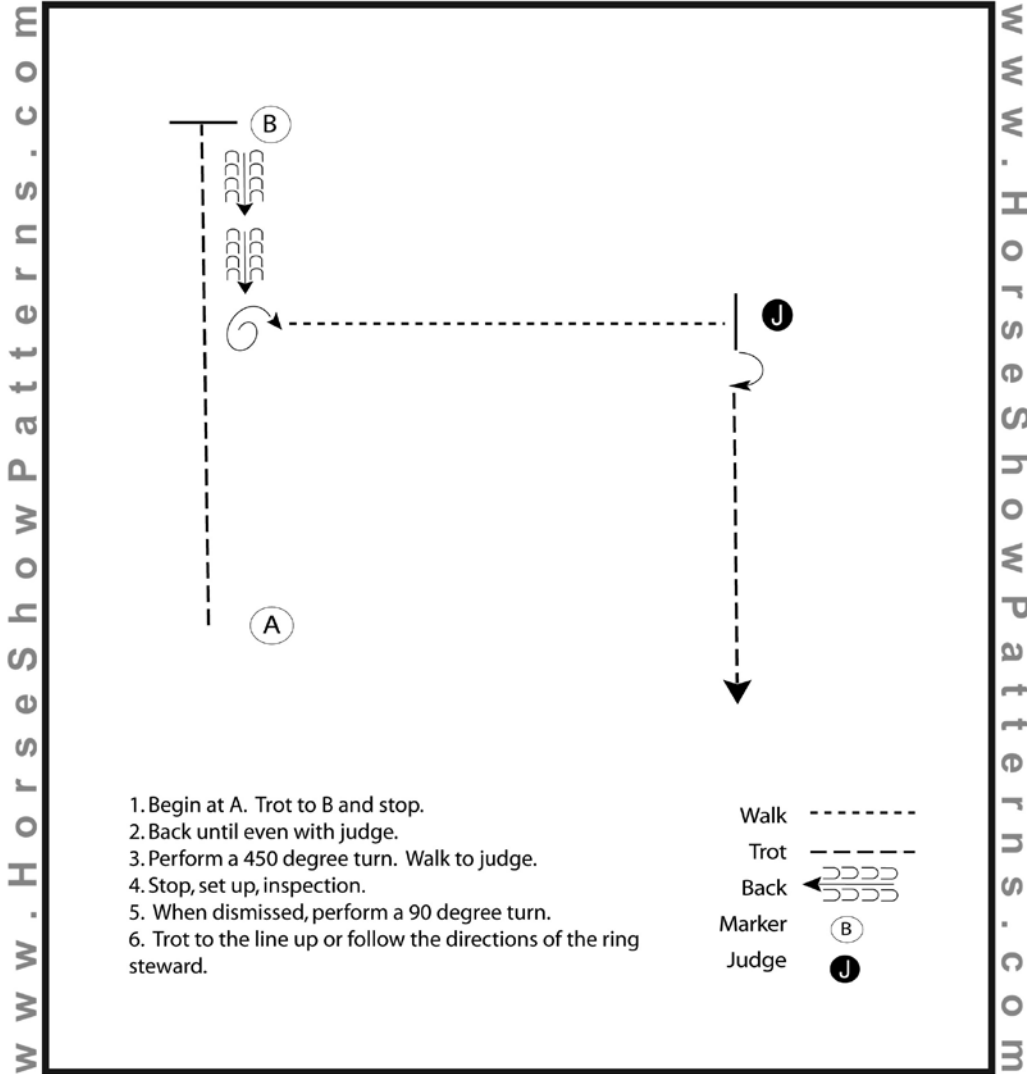
info@phillipps.lu
www.phillipps.lu



SPRING SHOW LUXEMBURG

66/ AQHA / 5120 / Showmanship / (Novice Youth)

Show Date: 30+31.05.2015



[S/2-29]

Pattern Provided by:

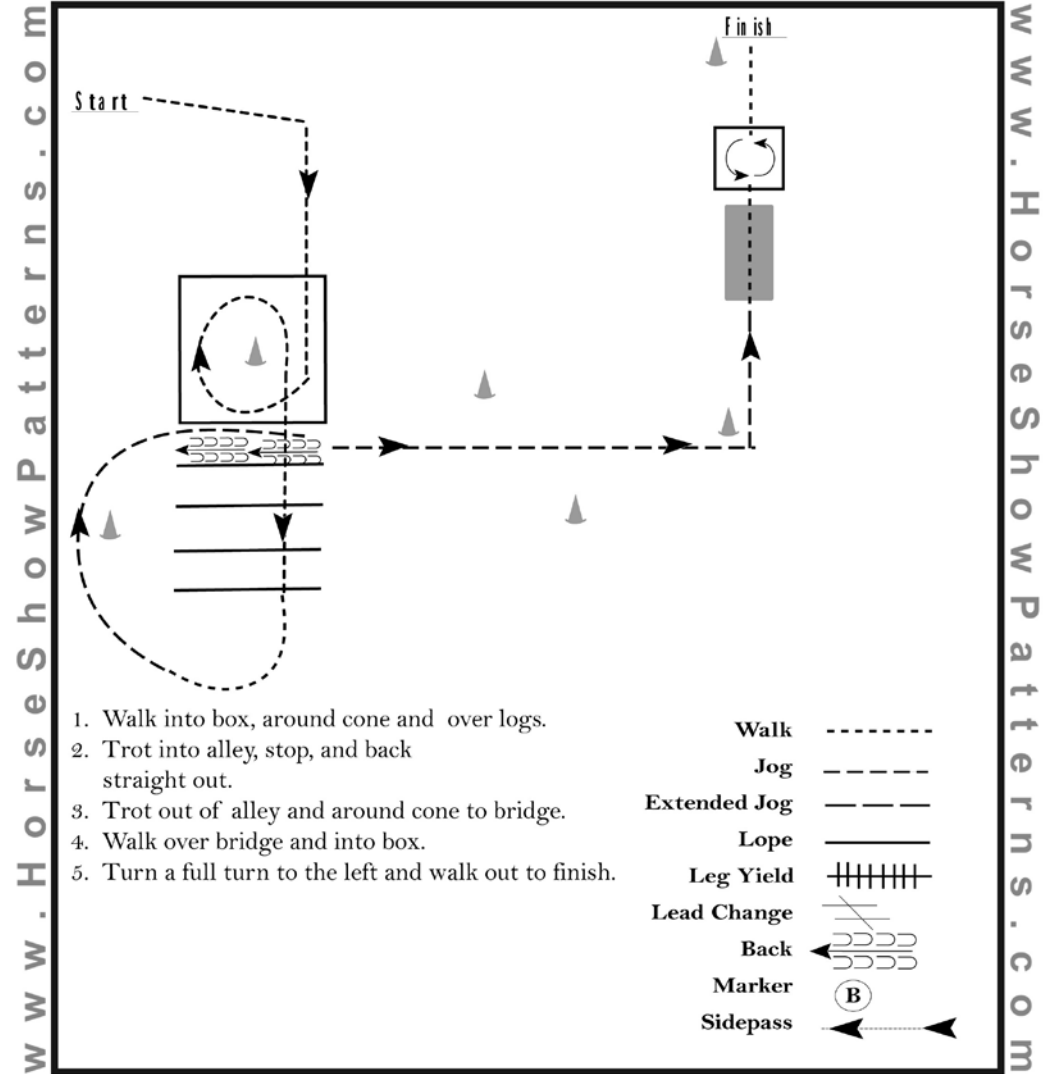
WRAL QHAL PHAL

©2015 HorseShowPatterns.com. All Rights Reserved.

SPRING SHOW LUXEMBURG

67/ WRAL / 3822 / Trail in Hand / (Beginner)

Show Date: 30+31.05.2015



[T/WT-28]

Pattern Provided by:

WRAL QHAL PHAL

©2015 HorseShowPatterns.com. All Rights Reserved.

SPRING SHOW LUXEMBURG

68/ AQHA / 2380 / Trail / (Amateur)

Show Date: 30+31.05.2015

www.HorseShowPatterns.com

Finish

Start

1. Work gate with left hand.
2. Jog into box, around cone and over logs.
3. Lope on the right lead into alley, stop, and back straight out.
4. Trot over poles and around cone.
5. Walk over bridge and into box.
6. Turn a full turn to the left and walk out to finish.

Walk	-----
Jog	- - - - -
Extended Jog	- - - - -
Lope	=====
Leg Yield	
Lead Change	
Back	←←←←←
Marker	(B)
Sidepass	←←←←←

www.HorseShowPatterns.com

[T/2-28]

Pattern Provided by:

WRAL QHAL PHAL

©2015 HorseShowPatterns.com. All Rights Reserved.

SPRING SHOW LUXEMBURG

69/ AQHA / 4380 / Trail / (Youth)

Show Date: 30+31.05.2015

www.HorseShowPatterns.com

Finish

Start

1. Work gate with left hand.
2. Jog into box, around cone and over logs.
3. Lope on the right lead into alley, stop, and back straight out.
4. Trot over poles and around cone.
5. Walk over bridge and into box.
6. Turn a full turn to the left and walk out to finish.

Walk	-----
Jog	- - - - -
Extended Jog	- - - - -
Lope	=====
Leg Yield	
Lead Change	
Back	←←←←←
Marker	(B)
Sidepass	←←←←←

www.HorseShowPatterns.com

[T/2-28]

Pattern Provided by:

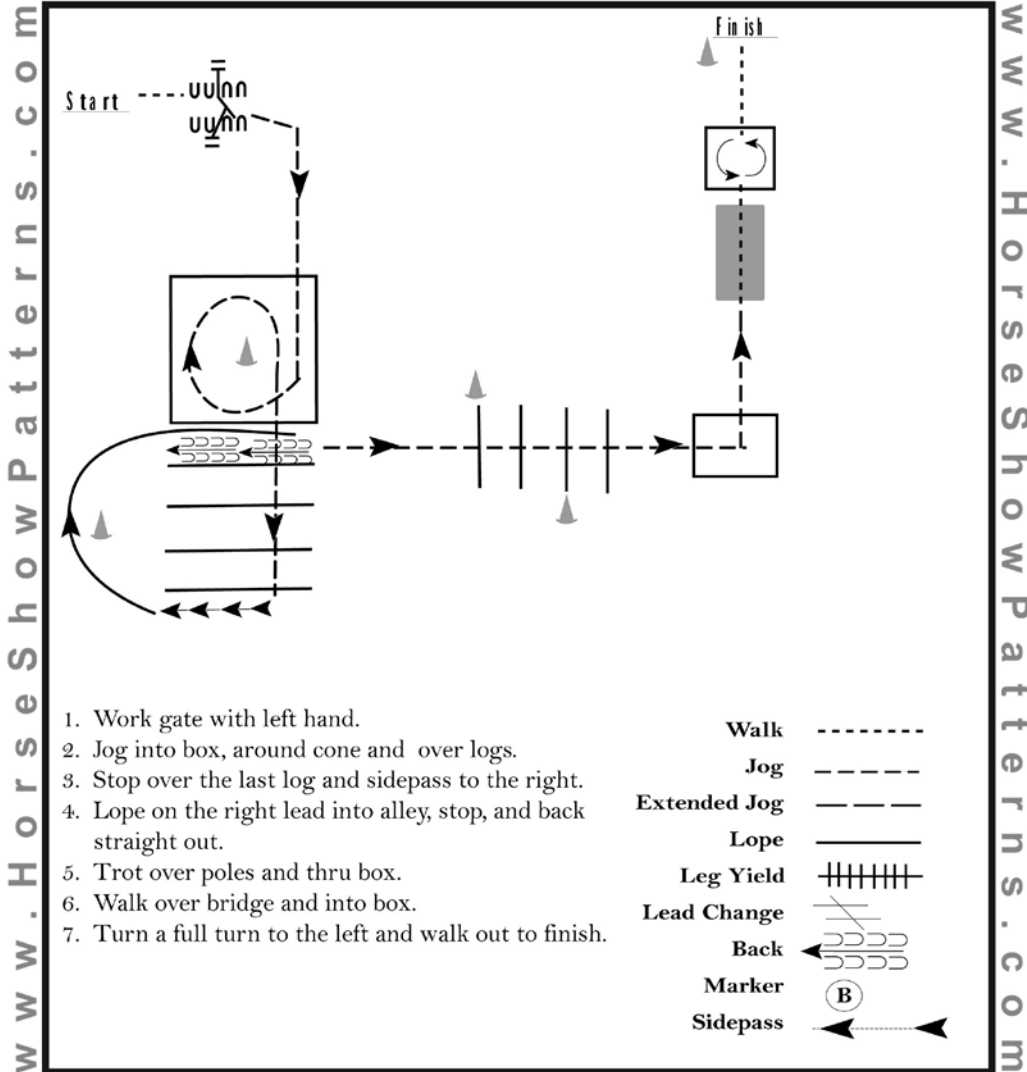
WRAL QHAL PHAL

©2015 HorseShowPatterns.com. All Rights Reserved.

SPRING SHOW LUXEMBURG

70/ AQHA / 1380 / Trail / (Open)

Show Date: 30+31.05.2015



[T/3-28]

Pattern Provided by:

WRAL QHAL PHAL

©2015 HorseShowPatterns.com. All Rights Reserved.

REIFEN KIEFER



DIE Sicherheitsexperten.

Wir bieten mehr als Reifen!

- Inspektion
- HU / AU-Service
- Autoglas-Service
- Öl-Service
- Bremsen
- Stoßdämpfer
- Klima-Service
- Auspuff
- Batterien
- Elektronische Fahrwerksvermessung
- Reifenfüllgas
- Pflegemittel



Hotline 0180-1000777
 (0,039 €/Min. aus dem Festnetz – Mobilfunk abweichend, max. 0,42 €/Min.)

www.reifen-kiefer.de

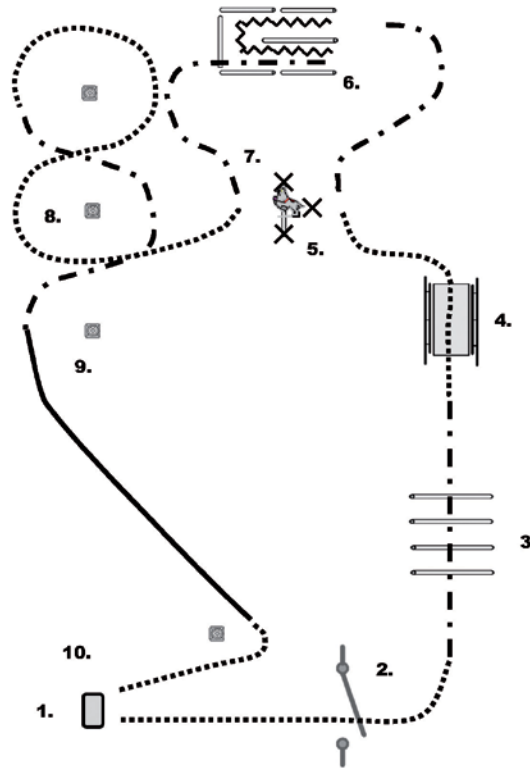
In den mit * gekennzeichneten Filialen finden Sie unseren Bosch Car Service

Homburg | Lebach | Orscholz* | Pirmasens | Rehlingen | Saarbrücken | Saarlouis* | Trier*

SPRING SHOW LUXEMBURG

71 / WRAL / 3823 / Horse&Dog Trail (Open)

Show Date: 30+31.05.2015

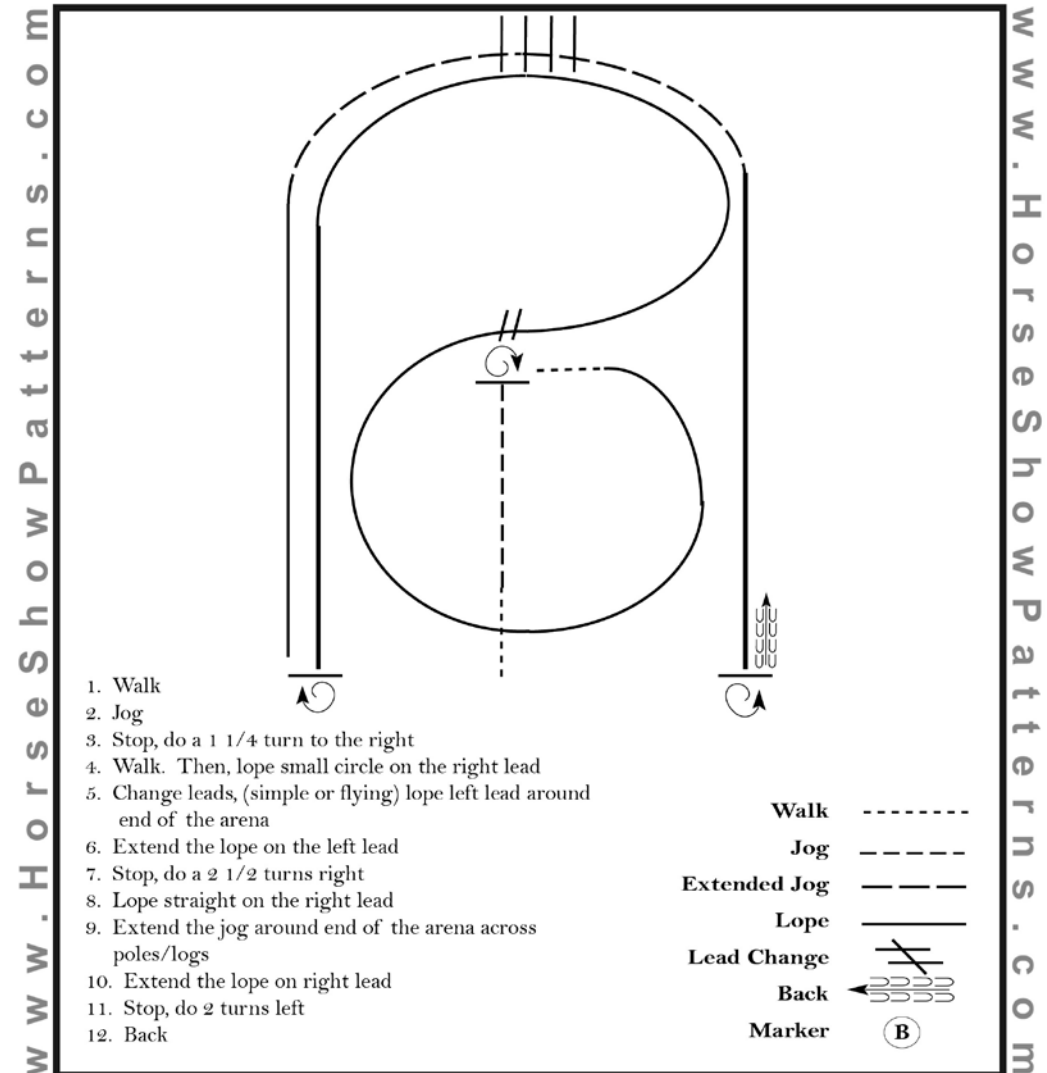


1. Einreiten, Hund ableinen, Leine auf die Tonne oder wenn keine Tonne vorhanden auf den Boden bei Pylone legen, Walk, Hund bei Fuß
2. Tor, Hund ablegen, Tor öffnen, durchreiten, Hund abrufen, Hund darf stehen und ausweichen, Tor schließen, Walk, dann Jog, Hund bei Fuß
3. Jog Over, Hund bei Fuß
4. Walk, Hund voraus über die Brücke schicken, Sitz oder Ablegen (zur Wahl), Reiter überquert die Brücke
5. Walk mit Hund bei Fuß zum Sprung, Stop, Hund ablegen, Jog
6. Back up, Jog out
7. Stop seitlich am Sprung, Hund über den Sprung heranzurufen, Hund bei Fuß
8. Walk Slalom, Jog Slalom, Hund bei Fuß
9. Lope, an der Pylone walk, Hund bei Fuß
10. Stop an der Tonne bzw. Pylone, Absteigen, Hund anleinen, Pferd und Hund rausführen

SPRING SHOW LUXEMBURG

82/ AQHA / 1430 / Ranch Riding /(pleasure) (Open)

Show Date: 30+31.05.2015



1. Walk
2. Jog
3. Stop, do a 1 1/4 turn to the right
4. Walk. Then, lope small circle on the right lead
5. Change leads, (simple or flying) lope left lead around end of the arena
6. Extend the lope on the left lead
7. Stop, do a 2 1/2 turns right
8. Lope straight on the right lead
9. Extend the jog around end of the arena across poles/logs
10. Extend the lope on right lead
11. Stop, do 2 turns left
12. Back

- | | |
|--------------|-----------|
| Walk | ----- |
| Jog | - - - - - |
| Extended Jog | ----- |
| Lope | ===== |
| Lead Change | ↔ |
| Back | ←←←←← |
| Marker | (B) |

[RP/6]

Pattern Provided by:

WRAL QHAL PHAL

©2015 HorseShowPatterns.com. All Rights Reserved.

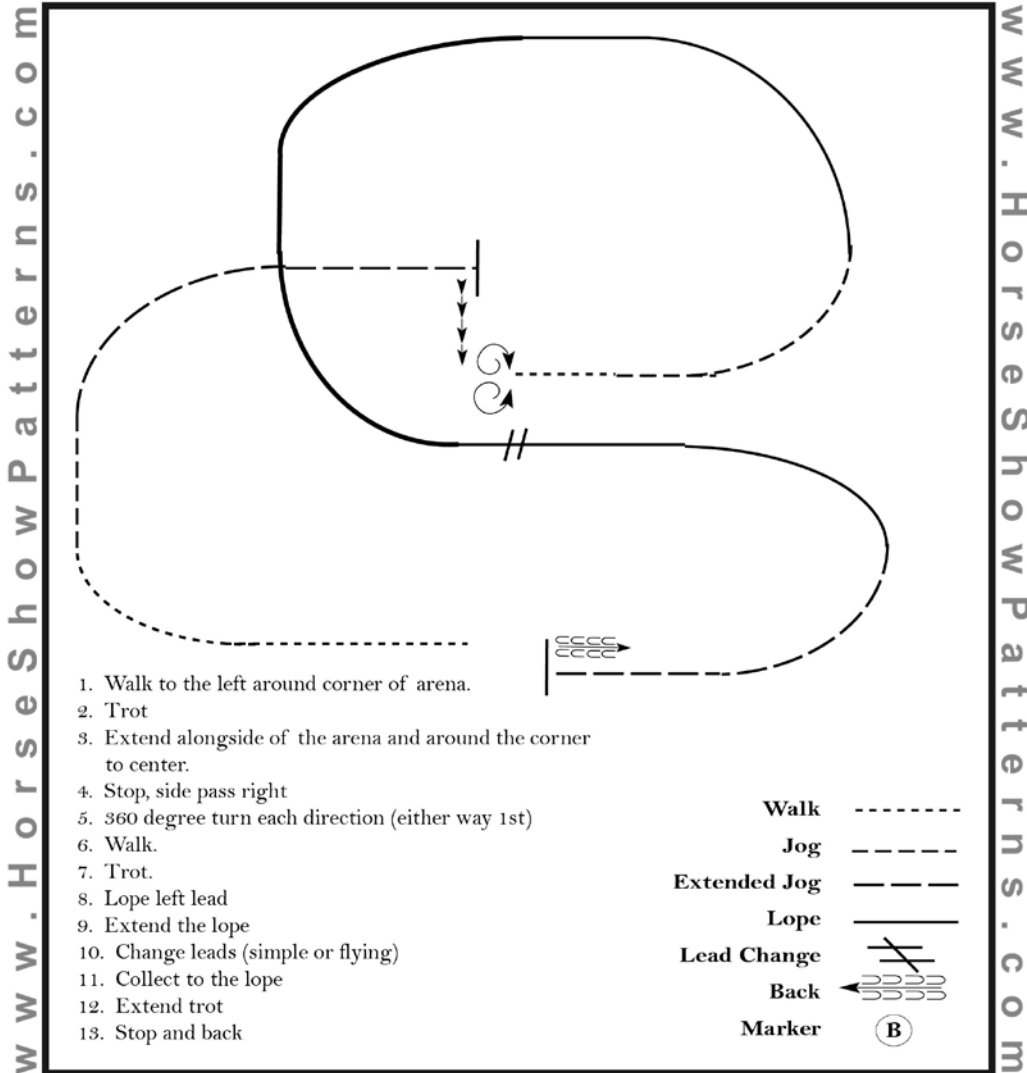
www.HorseShowPatterns.com

www.HorseShowPatterns.com

SPRING SHOW LUXEMBURG

83/ AQHA / 3430 / Ranch Riding /(pleasure) (Novice Amateur)

Show Date: 30+31.05.2015



[RP/3]

Pattern Provided by:

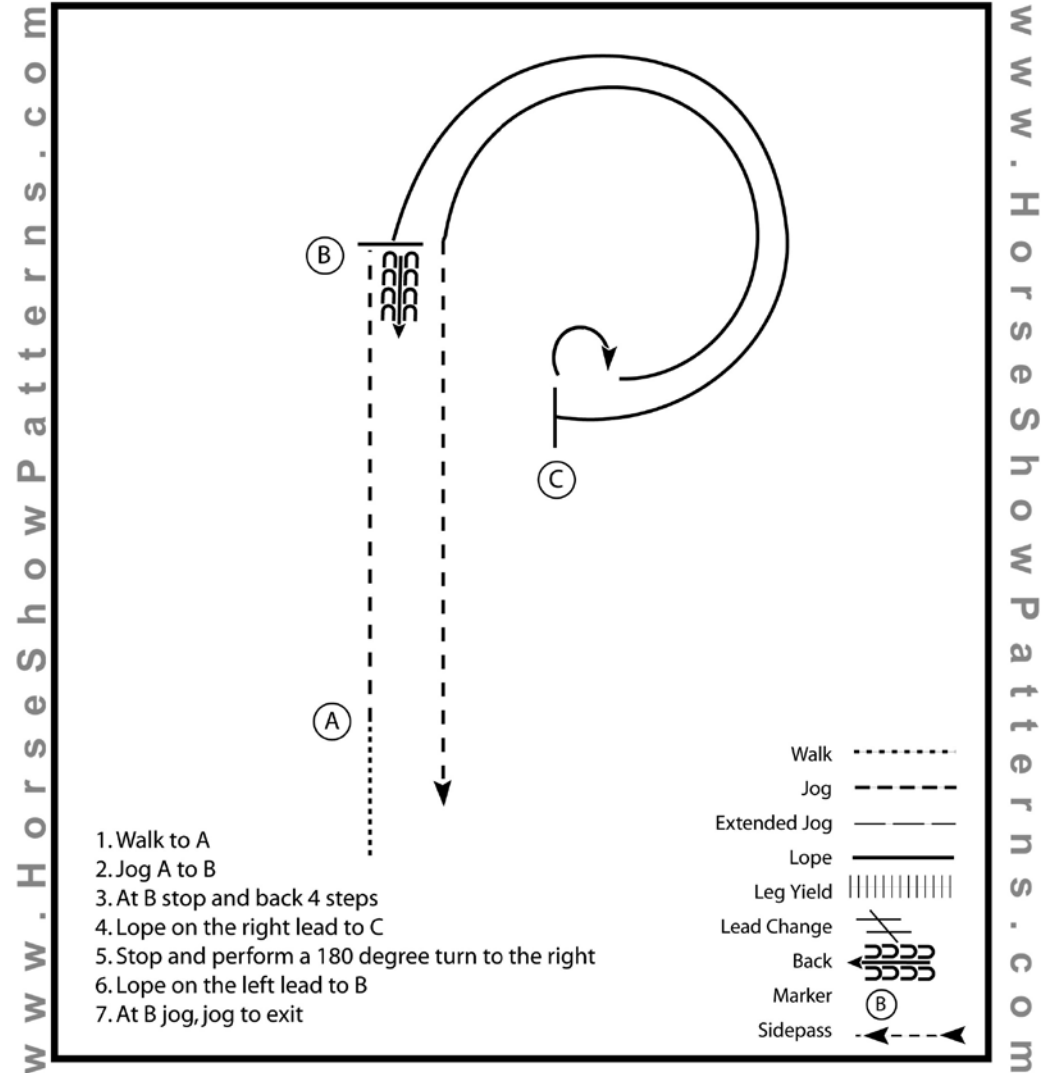
WRAL QHAL PHAL

©2015 HorseShowPatterns.com. All Rights Reserved.

SPRING SHOW LUXEMBURG

84/ AQHA / 3400 / Western Horsemanship / (Novice Amateur)

Show Date: 30+31.05.2015



[WH/2-49]

Pattern Provided by:

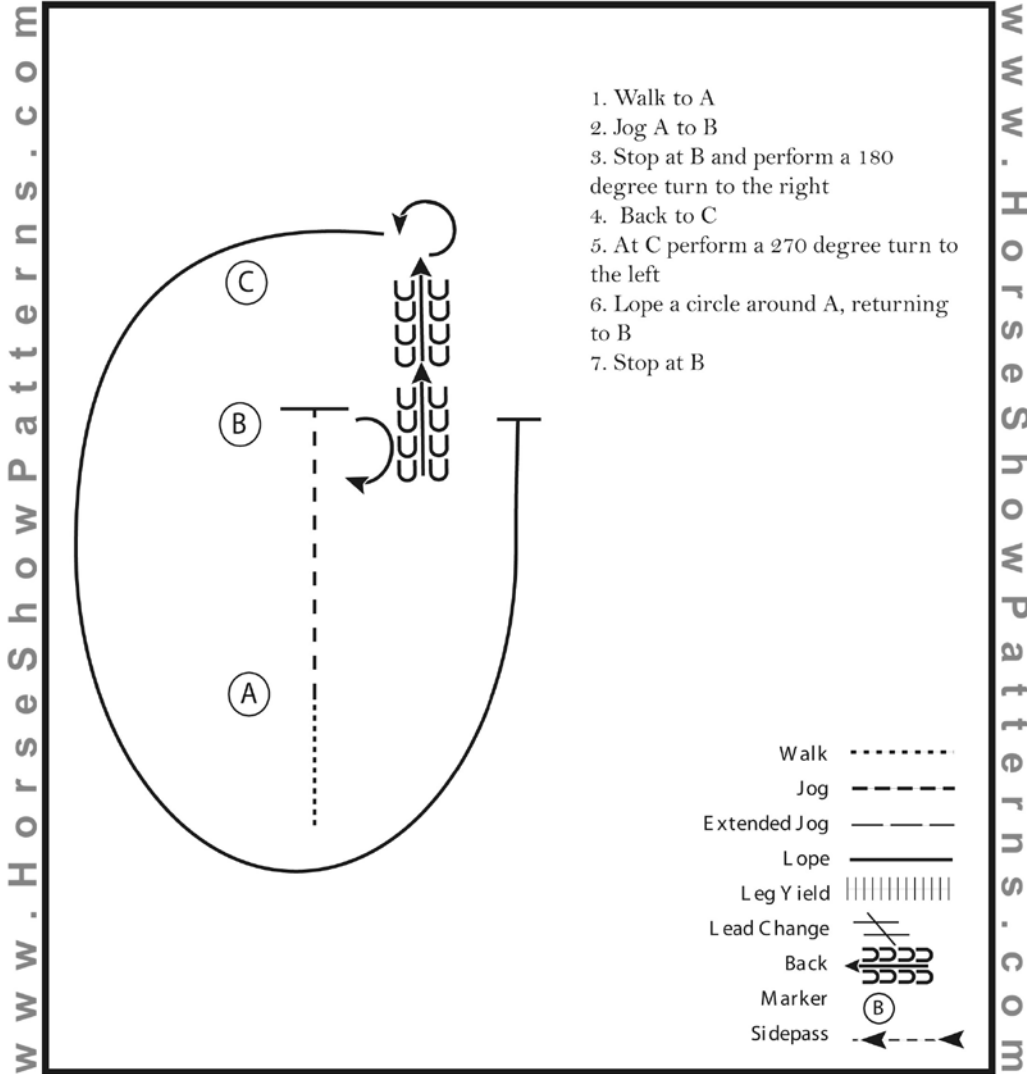
WRAL QHAL PHAL

©2015 HorseShowPatterns.com. All Rights Reserved.

SPRING SHOW LUXEMBURG

85/ AQHA / 5400 / Western Horsemanship / (Novice Youth)

Show Date: 30+31.05.2015



1. Walk to A
2. Jog A to B
3. Stop at B and perform a 180 degree turn to the right
4. Back to C
5. At C perform a 270 degree turn to the left
6. Lope a circle around A, returning to B
7. Stop at B

- Walk|
- Jog - - - - -|
- Extended Jog - - - - -|
- Lope _____|
- Leg Yield |||||
- Lead Change / / / / /
- Back C C C C C S S S S S
- Marker (B)
- Sidepass - - - - ->

[WH/2-14]

Pattern Provided by:

WRAL QHAL PHAL

©2015 HorseShowPatterns.com. All Rights Reserved.



ANC. ETS CLOOS & KRAUS S.À.R.L.
SUCC.: SIEBENALLER ROMAIN & FILS
 Machines agricoles, industrielles et espaces verts



Votre partenaire dans l'agriculture

ZAC Jauschwis L-7759 ROOST
 +352 85 92 92
 www.clooskraus.lu



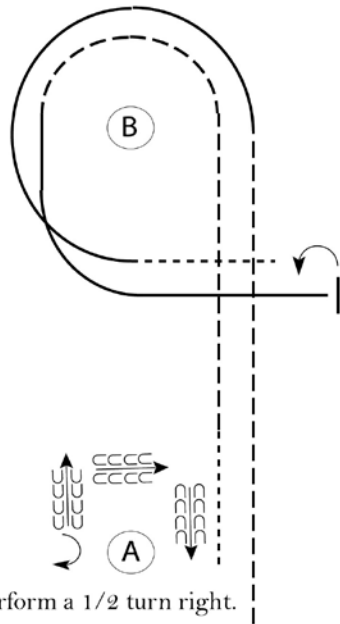
eQuiaktiv
 |Osteopathie|Physiotherapie|

Vanessa Weiler
 www.equi-aktiv.de
 Tel. 0170 - 477 51 54

SPRING SHOW LUXEMBURG

86/ WRAL / 240 / Western Horsemanship / (Open)

Show Date: 30+31.05.2015

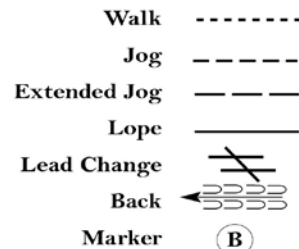


Be ready at A.

1. When acknowledged, perform a 1/2 turn right.
2. Back around A.
3. Walk approximately 2 horse lengths from A.
4. Jog to and around B.
5. Lope on the left lead to center of pattern and several horse lengths past the center line.
6. Stop and perform a 1/2 turn left.
7. Walk to center of pattern.
8. Lope on the right lead to and around B.
9. Jog from B to and past A.

Pattern is over once you have passed A.

Follow the instructions of your ring steward.



[WH/2-101]

Pattern Provided by:

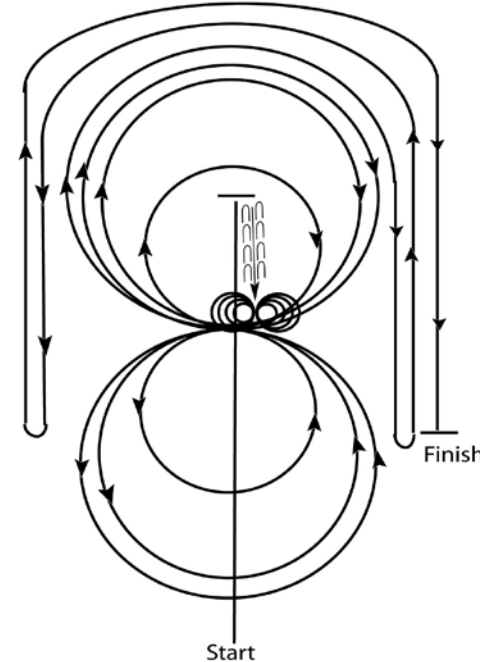
WRAL QHAL PHAL

©2015 HorseShowPatterns.com. All Rights Reserved.

SPRING SHOW LUXEMBURG

88/ AQHA / 1340 / Reining / (Open)

Show Date: 30+31.05.2015



1. Run past the center marker and do a sliding stop. Back up to the center of the arena or at least ten feet (3m). Hesitate.
 2. Complete four spins to the right.
 3. Complete four and one-quarter spins to the left so that the horse is facing the left wall or fence. Hesitate.
 4. Beginning on the right lead, complete three circles to the right: the first two circles large and fast, the third circle small and slow. Change leads at the center of the arena.
 5. Complete three circles to the left: the first circle small and slow, the next two circles large and fast. Change leads at the center of the arena.
 6. Begin a large fast circle to the right but do not close this circle. Run down the right side of the arena past the center marker and do a left rollback at least twenty feet (6.09m) from the wall or fence – no hesitation.
 7. Continue back around the previous circle but do not close this circle. Run down the left side of the arena past the center and do a right rollback at least twenty feet (6.09m) from the wall or fence – no hesitation.
 8. Continue back around previous circle but do not close this circle. Run down the right side of the arena past the center marker and do a sliding stop at least twenty feet (6.09m) from the wall or fence. Hesitate to demonstrate completion of pattern.
- Rider may dismount and drop bridle to the designated judge.

[R/AQHAP-10]

Pattern Provided by:

WRAL QHAL PHAL

©2015 HorseShowPatterns.com. All Rights Reserved.

★ We wish you ★



QUARTER
HORSE
ASSOCIATION
LUXEMBOURG



www.qhal.lu



LALUX est une marque du Groupe LA LUXEMBOURGEOISE

lalux^{LU}
ASSURANCES

Votre cheval

en de bonnes mains

Responsabilité Civile, Frais Opératoires, Vie Animaux, Accidents

L'Assurance pour Chevaux vous protège contre des pertes financières considérables en cas d'aléa. Nous vous proposons en collaboration avec R+V (VTV) une formule de sécurité exclusive et complète au Luxembourg. N'hésitez pas à demander une offre personnalisée auprès de votre agent ou contactez directement notre service clientèle au téléphone: 4761-1.

lalux - meng Versécherung

GARAGE CARROSSERIE COLLÉ S.À R.L.

Concessionnaire officiel
FORD et VOLVO

📍 Route de Bascharage
L-4513 Differdange
☎ +352 58 48 42 - 1
🌐 www.colle.lu



COLLE



Vente & achat · Service dépannage 24h/7
Station service · Mécanique toutes marques
Carrosserie agréée · Car wash

