

1ST & 2ND OF JUNE

AQHA DOUBLE JUDGE
APHA SINGLE JUDGE
WRAL (WESTERN RIDING
ASSOCIATION LUXEMBOURG)

OURDALLERHAFF
28A RUE PRINCIPALE
GRALINGEN LUXEMBURG



INTERNATIONAL LUXEMBOURGISH CHAMPIONSHIPS



Gralingen June 01-02-2019

Tentative Timesheet

Saturday June 1, 2019 show start at 8:00

1	WRAL	440	HUNTER UNDER SADDLE	OPEN
2	WRAL		HUNTER UNDER SADDLE Walk-Trot	BEGINNER
3	AQHA	144000	HUNTER UNDER SADDLE	OPEN
4	AQHA	244000	HUNTER UNDER SADDLE	AMATEUR
5	AQHA	444000	HUNTER UNDER SADDLE	YOUTH
6	WRAL		HUNT SEAT EQUITATION Walk-Trot	Beginner
7	AQHA	452000	HUNT SEAT EQUITATION	YOUTH
8	AQHA	252000	HUNT SEAT EQUITATION	AMATEUR

9	WRAL	3402	REINING	BEGINNER
10	WRAL	340	REINING	OPEN
11	WRAL	3404	REINING	YOUTH

12	WRAL	4205	WESTERN PLEASURE WALK-TROT	BEGINNER
13	WRAL	420	WESTERN PLEASURE AA	OPEN
14	WRAL	4201	WESTERN PLEASURE	AMATEUR
15	WRAL	4204	WESTERN PLEASURE	YOUTH

16	WRAL	4209	RANCH RIDING	OPEN
17	WRAL	4302	RANCH RIDING	BEGINNER
18	AQHA	443000	RANCH RIDING	YOUTH
19	AQHA	143000	RANCH RIDING	OPEN

20	WRAL		TRAIL WALK-TROT	BEGINNER
21	WRAL	380	TRAIL	OPEN
22	WRAL	3802	TRAIL	BEGINNER
23	WRAL	3804	TRAIL	YOUTH

24	WRAL	2405	HORSEMANSHIP WALK-TROT	BEGINNER
25	WRAL	2401	WESTERN HORSEMANSHIP	AMATEUR
26	AQHA	440000	WESTERN HORSEMANSHIP	YOUTH
27	AQHA	240000	WESTERN HORSEMANSHIP	AMATEUR
28	WRAL	2402	WESTERN HORSEMANSHIP	BEGINNER

29	AQHA	434000	REINING	YOUTH
30	AQHA	134000	REINING	OPEN

Sunday June 2, 2019 show start at 8:00

31	AQHA	103100	YEARLING STALLIONS	OPEN
32	AQHA	103200	TWO YEAR OLD STALLIONS	OPEN
33	AQHA	103300	THREE YEAR OLD STALLIONS	OPEN
34	AQHA	103400	AGED STALLIONS	OPEN
35	AQHA	173000	PERFORMANCE STALLIONS	OPEN
36	AQHA	105400	YEARLING MARES	OPEN
37	AQHA	105500	TWO YEAR OLD MARES	OPEN
38	AQHA	105600	THREE YEAR OLD MARES	OPEN
39	AQHA	105700	AGED MARES	OPEN
40	AQHA	175000	PERFORMANCE MARES	OPEN
41	AQHA	107400	YEARLING GELDINGS	OPEN
42	AQHA	107500	TWO YEAR OLD GELDINGS	OPEN
43	AQHA	107600	THREE YEAR OLD GELDINGS	OPEN
44	AQHA	107700	AGED GELDINGS	OPEN
45	AQHA	177000	PERFORMANCE GELDINGS	OPEN
46	APHA	HS2	YEARLING STALLIONS	OPEN
47	APHA	HS3	TWO YEAR OLD STALLIONS	OPEN
48	APHA	HS4	THREE YEAR OLD STALLIONS	OPEN
49	APHA	HS5	4 YEAR & OLDER STALLIONS	OPEN
50	APHA	BS21	SPB JUNIOR STALLIONS	OPEN
51	APHA	BS22	SPB SENIOR STALLIONS	OPEN
52	APHA	HM2	YEARLING MARES	OPEN
53	APHA	HM3	TWO YEAR OLD MARES	OPEN
54	APHA	HM4	THREE YEAR OLD MARES	OPEN
55	APHA	HM5	4 YEAR & OLDER MARES	OPEN
56	APHA	BM21	SPB JUNIOR MARES	OPEN
57	APHA	BM22	SPB SENIOR MARES	OPEN
58	APHA	HG6	YEARLING&2YEAROLD GELDINGS	OPEN
59	APHA	HG9	3&4&OLDER GELDINGS	OPEN
60	APHA	BG21	SPB JUNIOR GELDINGS	OPEN
61	APHA	BG22	SPB SENIOR GELDINGS	OPEN

62	WRAL	1202	SHOWMANSHIP AT HALTER	BEGINNER
63	WRAL	1201	SHOWMANSHIP AT HALTER	AMATEUR
64	AQHA	412000	SHOWMANSHIP AT HALTER	YOUTH
65	AQHA	212000	SHOWMANSHIP AT HALTER	AMATEUR

66	WRAL	111	LEAD-LINE 10&under	YOUTH
----	------	-----	--------------------	-------

67	AQHA	138000	TRAIL	OPEN
68	WRAL	3801	TRAIL	AMATEUR
69	AQHA	238000	TRAIL	AMATEUR
70	AQHA	438000	TRAIL	YOUTH
71	APHA	TRL1	TRAIL	OPEN
72	APHA	BT1	SPB TRAIL	OPEN

73	WRAL	4301	RANCH RIDING	AMATEUR
74	WRAL		RANCH RIDING	YOUTH
75	APHA	RHP1	Ranch Riding	Open
76	APHA	BRP1	SPB RANCH RIDING	Open
77	AQHA	243000	RANCH RIDING	AMATEUR

78	WRAL	4202	WESTERN PLEASURE	BEGINNER
79	AQHA	142000	WESTERN PLEASURE	OPEN
80	AQHA	242000	WESTERN PLEASURE	AMATEUR
81	AQHA	442000	WESTERN PLEASURE	YOUTH
82	APHA	WP1	WESTERN PLEASURE	OPEN
83	APHA	BWP1	SPB WESTERN PLEASURE	OPEN

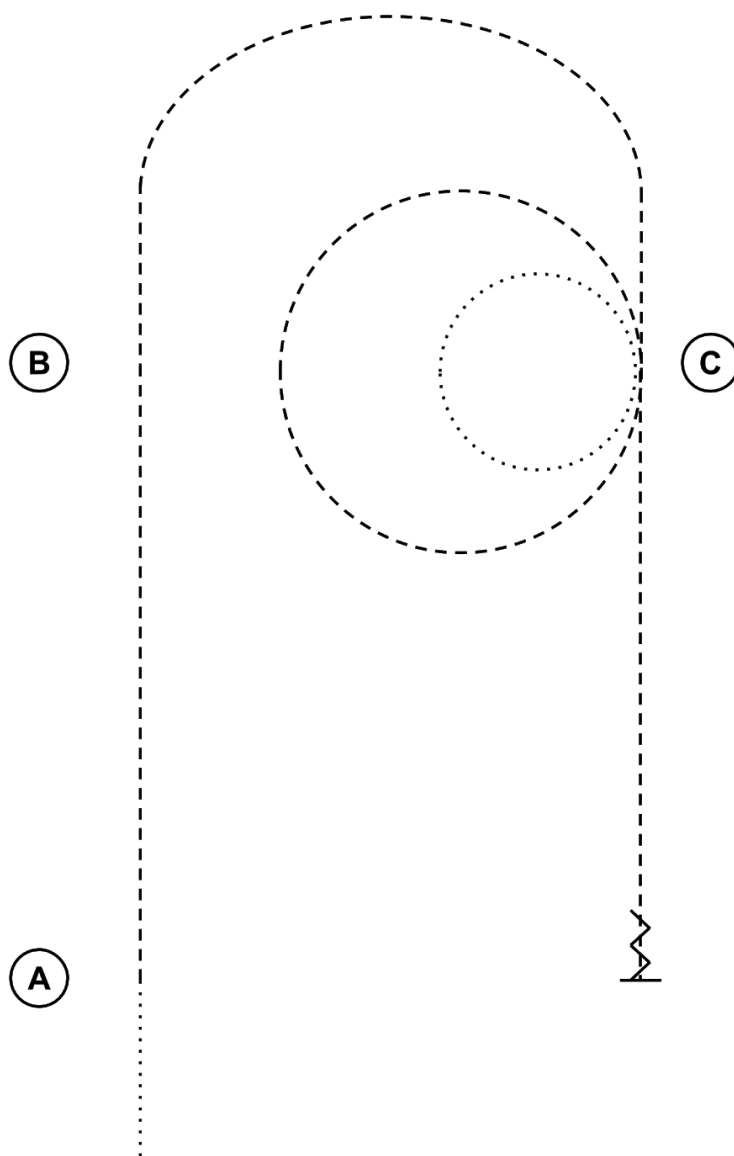
84	WRAL	3401	REINING	AMATEUR
85	AQHA	234000	REINING	AMATEUR
86	APHA	RNG1	REINING	OPEN
87	APHA	BRG1	SPB REINING	OPEN

INT. LUXEMBOURGISH CHAMPIONSHIPS 2019

Gralingen 1-2 June 2019

Patterns by Jim Stors

6 WRAL HUNT SEAT EQUITATION WALK-TROT BEGINNER



1. Walk to A.
2. Trot at A
3. Do a U.
4. At C walk a small circle to the right.
5. At C trot a larger circle to the right.
6. Sitting trot straight down.
7. Stop.
8. Back up.

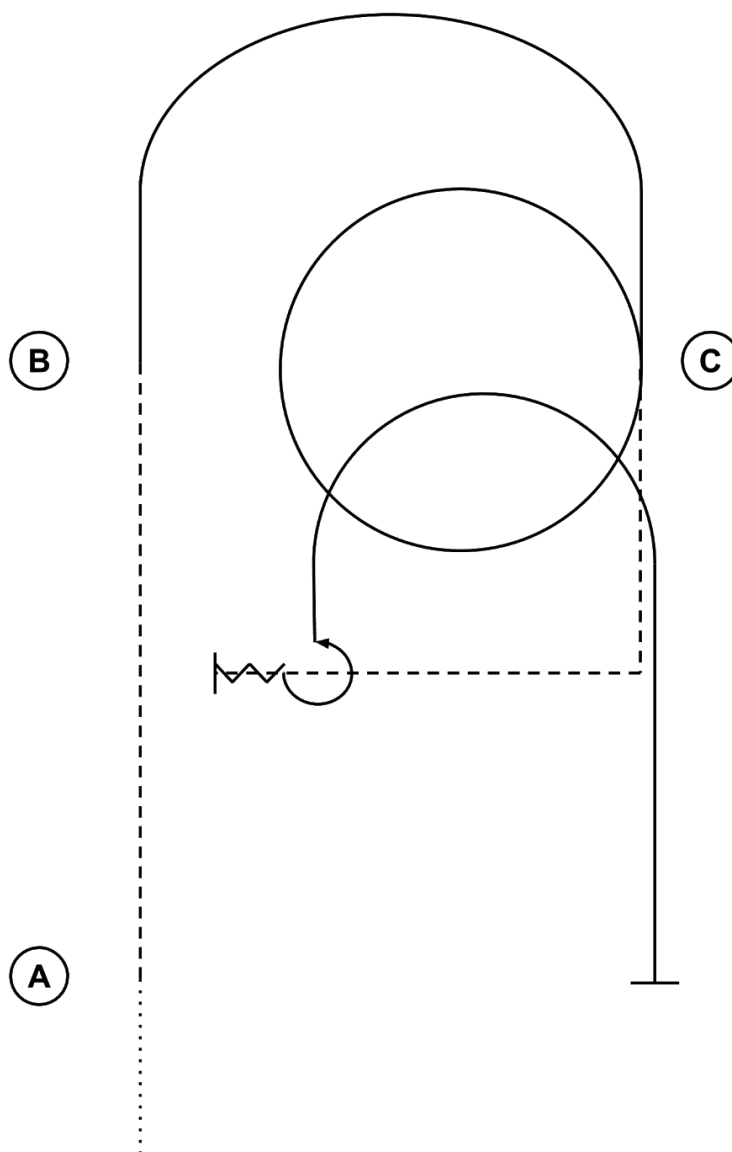
INT. LUXEMBOURGISH CHAMPIONSHIPS 2019

Gralingen 1-2 June 2019

Patterns by Jim Stors

7 AQHA HUNT SEAT EQUITATION YOUTH

8 AQHA HUNT SEAT EQUITATION AMATEUR



1. Walk to A.
2. At A sitting trot.
3. At B Lope a U.
4. At C lope a circle to the right.
5. Trot at C as shown.
6. Stop.
7. Backup.
8. 270°left turn around haunches.
9. Lope right lead a U
10. Stop in line with A.

INT. LUXEMBOURGISH CHAMPIONSHIPS 2019

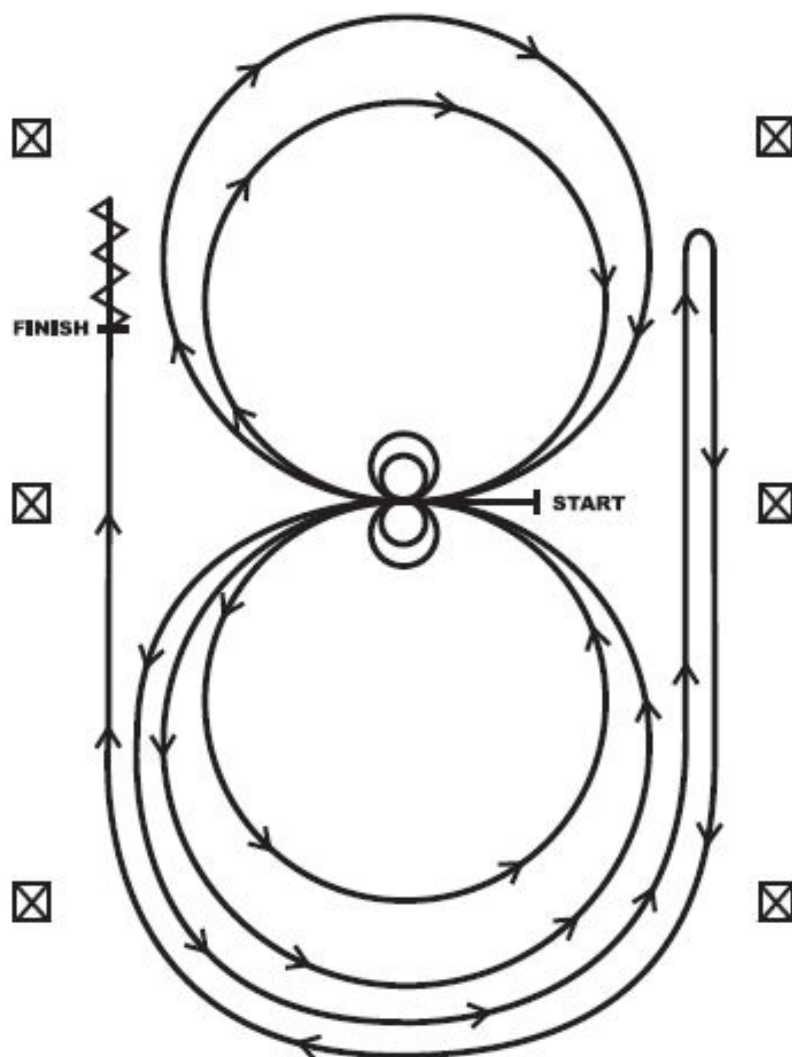
Gralingen 1-2 June 2019

Patterns by Jim Stors

9 WRAL REINING BEGINNER

REINING PATTERN A

Approved only for Level I Youth & Amateur, Youth 13 & Under



Horses may walk or jog to the center of the arena. Horses must walk or stop prior to starting the pattern. Beginning at the center of the arena facing the left wall or fence.

1. Beginning on the left lead, complete two circles to the left. Stop at the center of the arena. Hesitate.
2. Complete two spins to the left. Hesitate.
3. Beginning on the right lead complete two circles to the right. Stop at the center of the arena. Hesitate.
4. Complete two spins to the right. Hesitate.
5. Beginning on the left lead, go around the end of the arena, run down the right side of the arena past center marker, stop and roll back right.
6. Continue around the end of the arena to run down the left side of the arena past the center marker. Stop. Back up. Hesitate to demonstrate completion of the pattern.

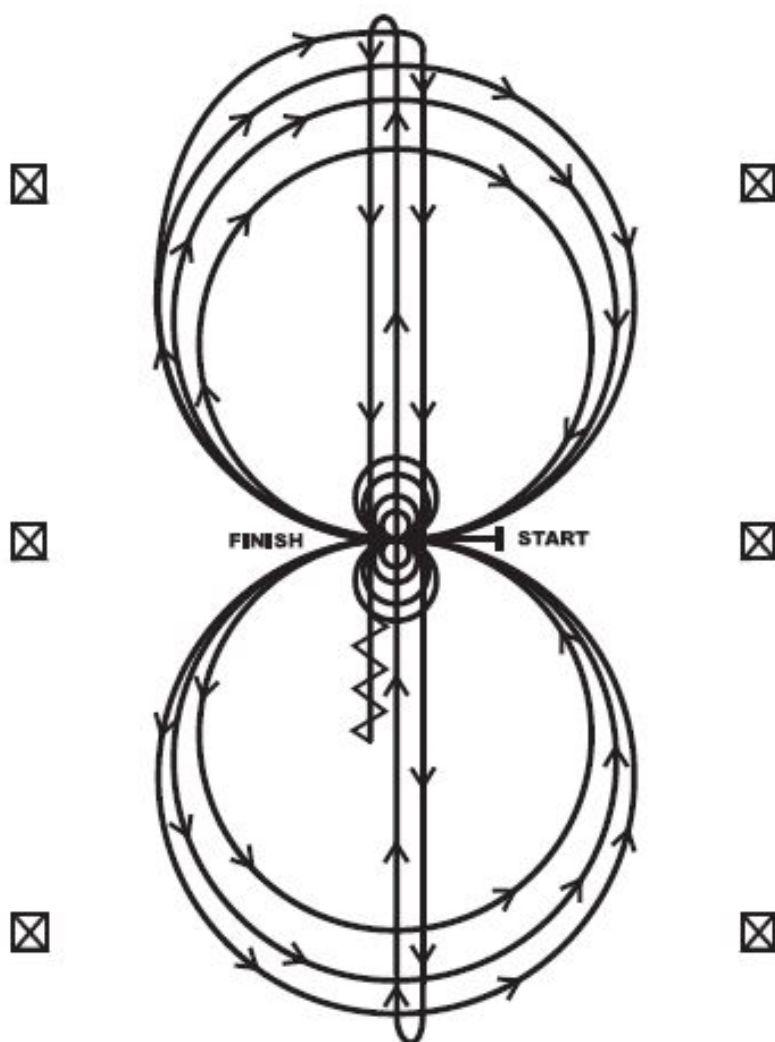
INT. LUXEMBOURGISH CHAMPIONSHIPS 2019

Gralingen 1-2 June 2019

Patterns by Jim Stors

10 WRAL REINING OPEN

REINING PATTERN 2



Horses may walk or jog to the center of arena. Horses must walk or stop prior to starting pattern. Beginning at the center of the arena facing the left wall or fence.

1. Beginning on the right lead, complete three circles to the right: the first circle small and slow; the next two circles large and fast. Change leads at the center of the arena.
2. Complete three circles to the left: the first circle small and slow; the next two circles large and fast. Change leads at the center of the arena.
3. Continue around previous circle to the right. At the top of the circle, run down the middle to the far end of the arena past the end marker and do a right rollback—no hesitation.
4. Run up the middle to the opposite end of the arena past the end marker and do a left rollback—no hesitation.
5. Run past the center marker and do a sliding stop. Back up to the center of the arena or at least ten feet (three meters). Hesitate.
6. Complete four spins to the right. Hesitate.
7. Complete four spins to the left. Hesitate to demonstrate the completion of the pattern.

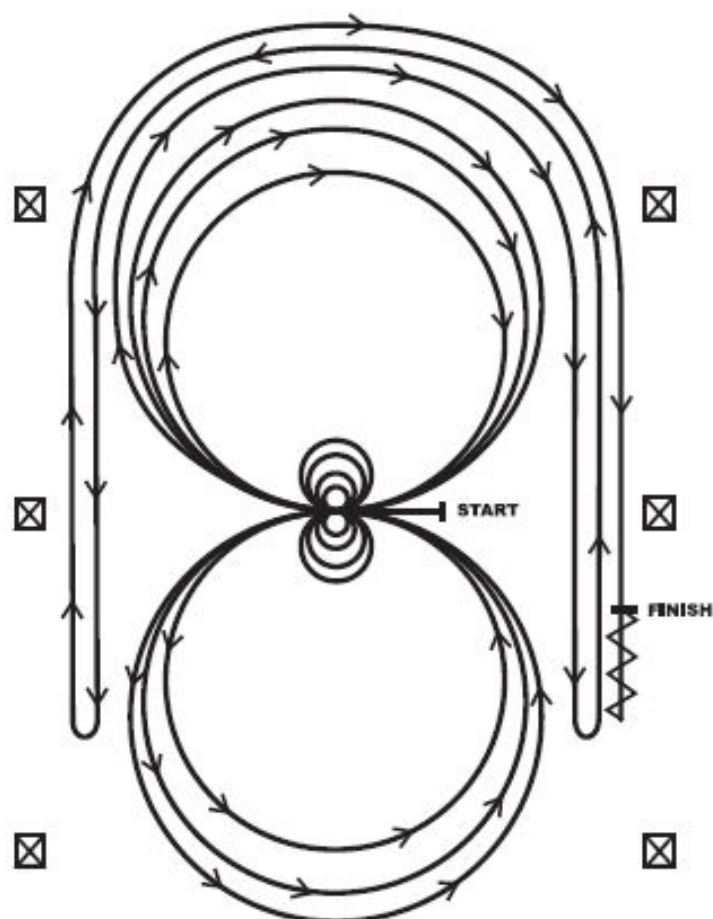
INT. LUXEMBOURGISH CHAMPIONSHIPS 2019

Gralingen 1-2 June 2019

Patterns by Jim Stors

11 WRAL REINING YOUTH

REINING PATTERN 8



Horses may walk or jog to the center of arena. Horses must walk or stop prior to starting pattern. Beginning at the center of arena facing the left wall or fence.

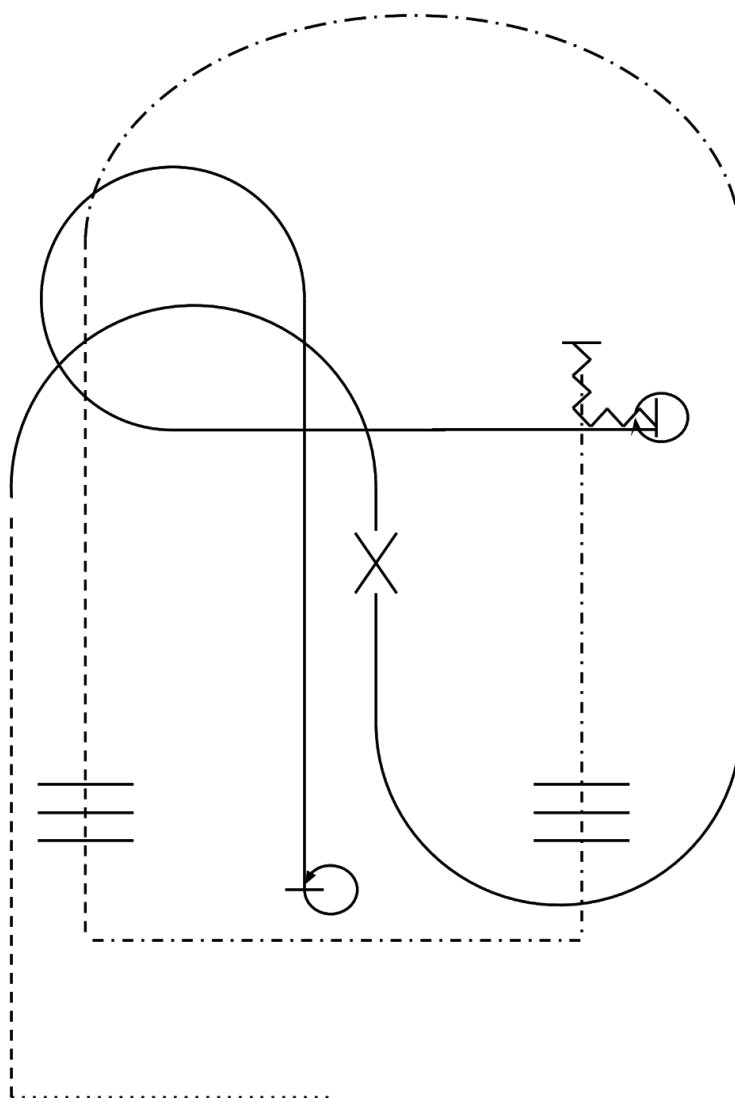
1. Complete four spins to the left. Hesitate.
2. Complete four spins to the right. Hesitate.
3. Beginning on the right lead, complete three circles to the right: the first circle large and fast; the second circle small and slow; the third circle large and fast. Change leads at the center of the arena.
4. Complete three circles to the left: the first circle large and fast; the second circle small and slow; the third circle large and fast. Change leads at the center of the arena.
5. Begin a large circle to the right but do not close this circle. Run straight down the right side of the arena past the center marker and do a left rollback at least twenty feet (six meters) from the wall or fence—no hesitation.
6. Continue back around the previous circle but do not close this circle. Run down the left side of the arena past the center marker and do a right rollback at least twenty feet (six meters) from the wall or fence—no hesitation.
7. Continue back around the previous circle but do not close this circle. Run down the right side of the arena past the center marker and do a sliding stop at least twenty feet (six meters) from the wall or fence. Back up at least ten feet (three meters). Hesitate to demonstrate completion of the pattern.

INT. LUXEMBOURGISH CHAMPIONSHIPS 2019

Gralingen 1-2 June 2019

Patterns by Jim Stors

16 WRAL RANCH RIDING OPEN



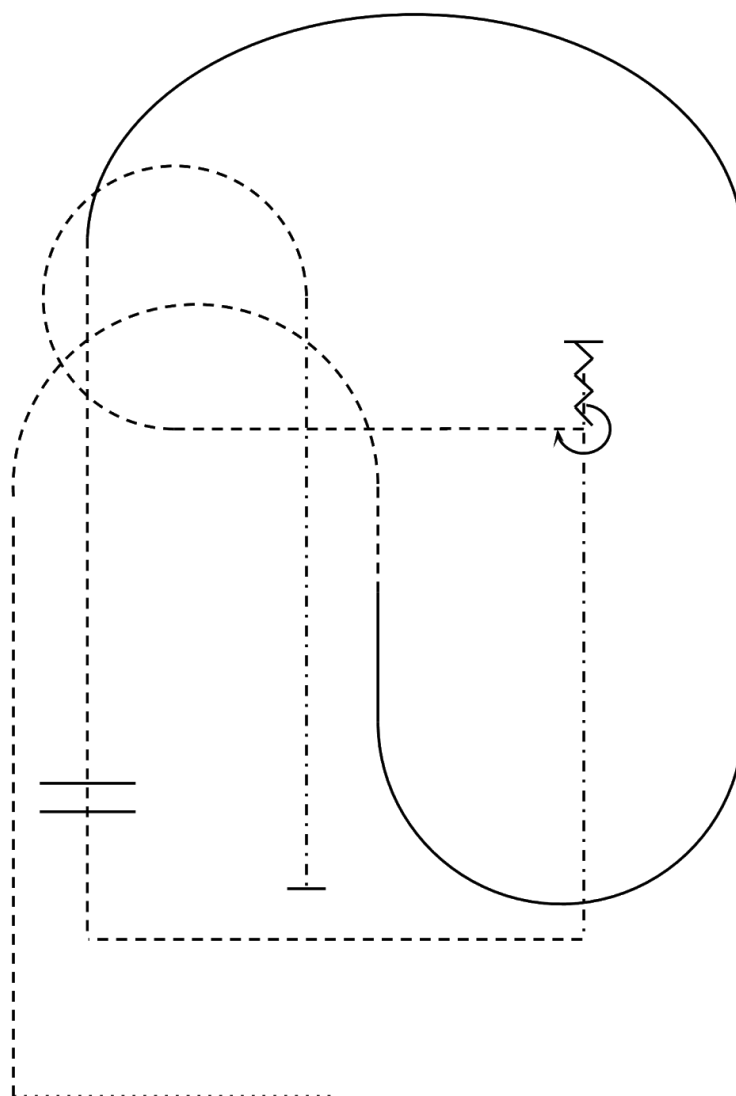
1. Walk.
2. Trot.
3. Lope a U to the right. Perform a lead change simple or flying. Do a U to the left.
4. Extend the lope around the long side of the arena.
5. Trot over the poles.
6. After 1st turn extended the trot over the poles.
7. Stop.
8. Back up in an L.
9. 360° turn right.
10. Lope straight then a circle to the right and straight down the arena.
11. Stop.
12. 360° turn left.

INT. LUXEMBOURGISH CHAMPIONSHIPS 2019

Gralingen 1-2 June 2019

Patterns by Jim Stors

17 WRAL RANCH RIDING BEGINNER



1. Walk.
2. Trot a U to the right.
3. Left Lope a U and lope around the long side of the arena.
4. Trot over the poles.
5. Extended trot after 2nd turn.
6. Stop.
7. Back up.
8. 270° turn right.
9. Trot a circle to the right.
10. Extend the trot straight down the arena.
11. Stop.

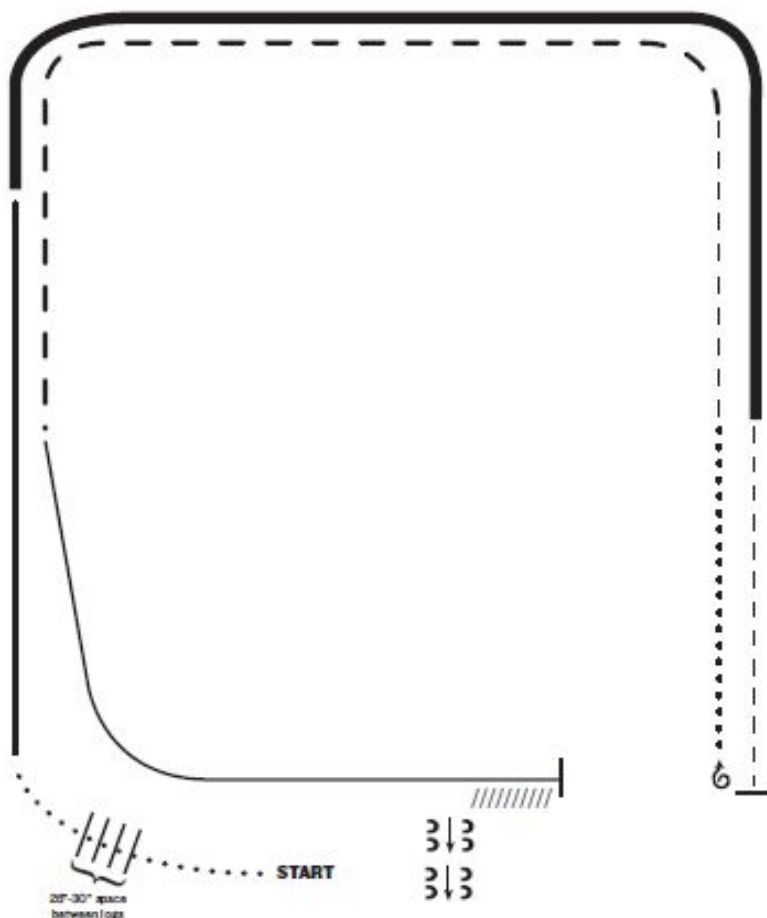
INT. LUXEMBOURGISH CHAMPIONSHIPS 2019

Gralingen 1-2 June 2019

Patterns by Jim Stors

18 AQHA RANCH RIDING YOUTH

RANCH RIDING – PATTERN 6



1. Walk
2. Walk over logs
3. Lope right lead
4. Extended lope (right lead)
5. Trot
6. Stop, 1 1/2 turns right
7. Walk
8. Trot
9. Extended trot
10. Lope left lead
11. Stop and Back
12. Side pass right

Note: The drawn description of this pattern is only intended for the general depiction of the pattern. Exhibitors should utilize the arena space to best exhibit their horses.

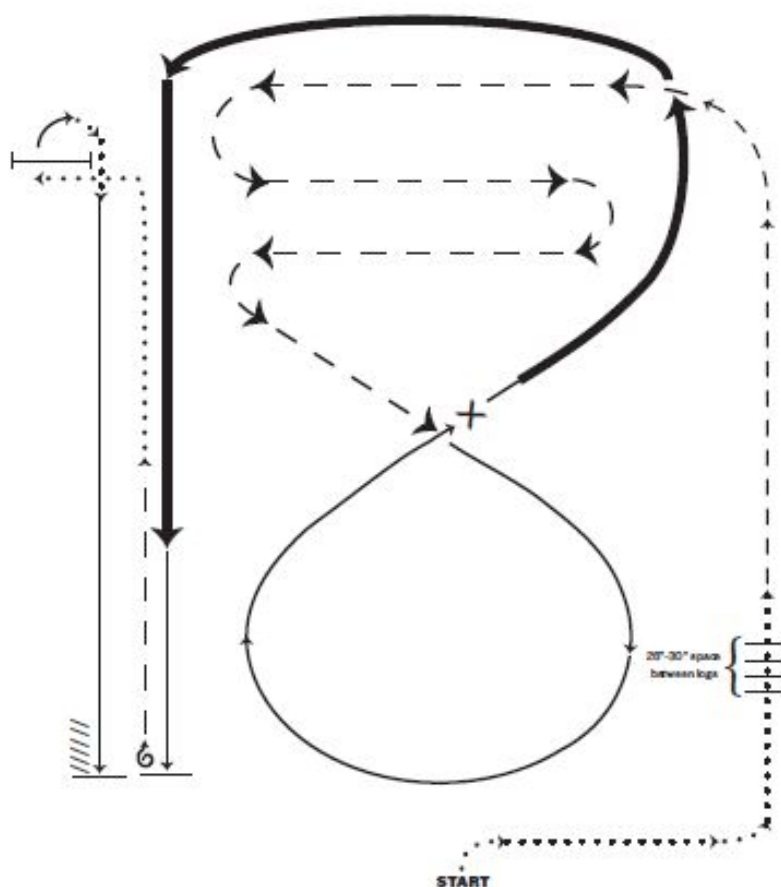
INT. LUXEMBOURGISH CHAMPIONSHIPS 2019

Gralingen 1-2 June 2019

Patterns by Jim Stors

19 AQHA RANCH RIDING OPEN

RANCH RIDING - PATTERN 13



1. Walk
2. Walk over logs
3. Trot
4. Extended trot serpentine
5. Lope right lead
6. Change leads (simple or flying)
7. Extended lope (left lead), collect lope
8. Stop, 1 1/2 turn, either direction
9. Trot
10. Walk to gate
11. Right hand push gate
12. Walk, lope left lead
13. Stop and back

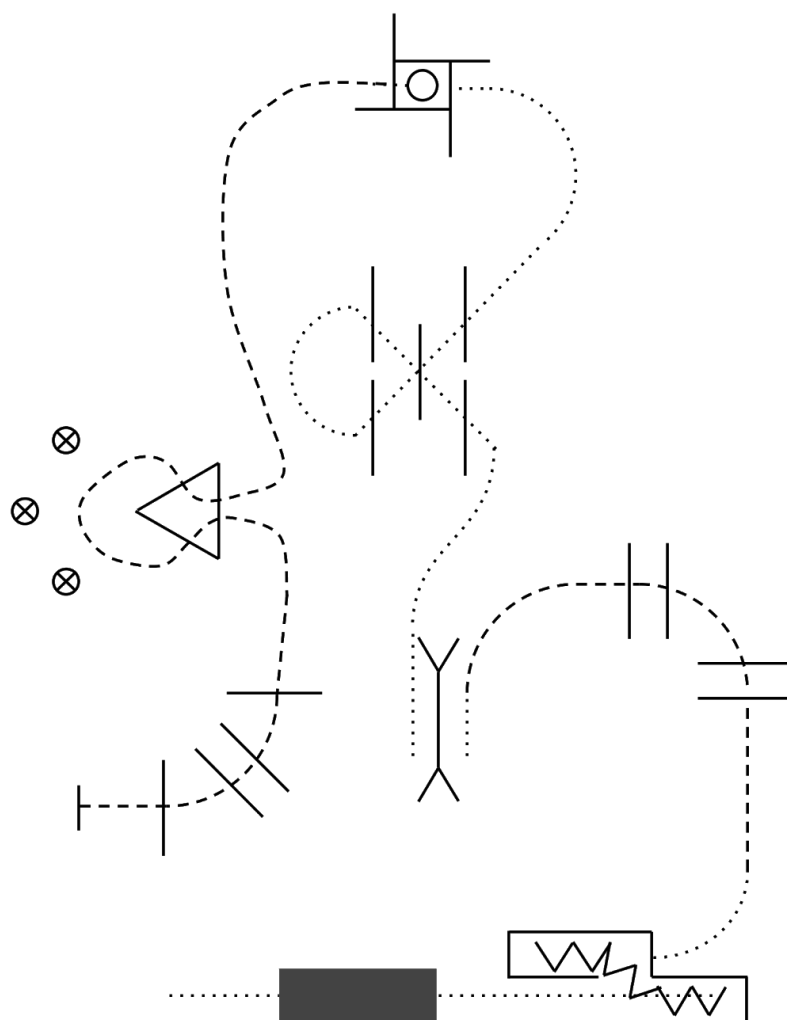
Note: The drawn description of this pattern is only intended for the general depiction of the pattern. Exhibitors should utilize the arena space to best exhibit their horses.

INT. LUXEMBOURGISH CHAMPIONSHIPS 2019

Gralingen 1-2 June 2019

Patterns by Jim Stors

20 WRAL TRAIL WALK-TROT BEGINNER



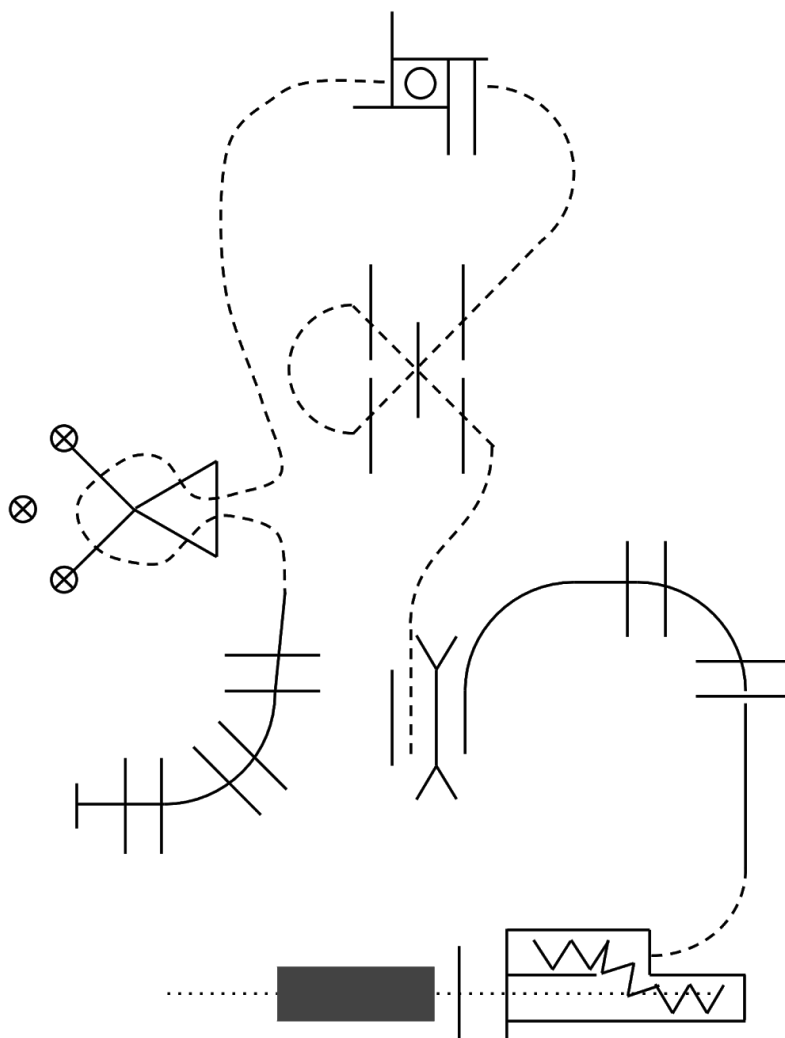
1. Walk over bridge.
2. Walk in the chute and back up as shown.
3. Walk out. Jog over the poles
4. Walk to the gate.
5. Walk the diagonals over the poles and into the square.
6. Turn 360° either way. Walk out.
7. Jog in the triangle and over the poles as shown.

INT. LUXEMBOURGISH CHAMPIONSHIPS 2019

Gralingen 1-2 June 2019

Patterns by Jim Stors

21 WRAL TRAIL OPEN



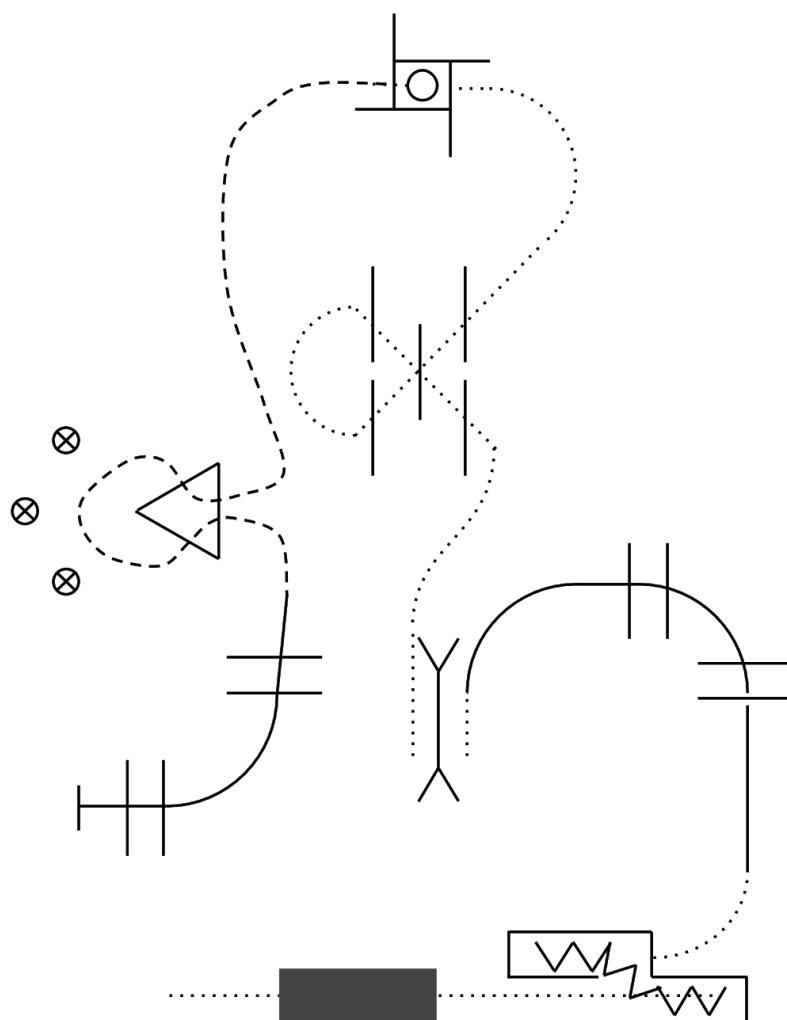
1. Walk over bridge.
2. Walk in the chute and back up.
3. Jog out. Lope over the poles as shown.
4. Stop at the gate.
5. Jog the diagonals over the poles and into the square.
6. Turn 360° either way. Walk out.
7. Jog in the triangle and over the poles.
8. Right lope over the poles.

INT. LUXEMBOURGISH CHAMPIONSHIPS 2019

Gralingen 1-2 June 2019

Patterns by Jim Stors

22 WRAL TRAIL BEGINNER



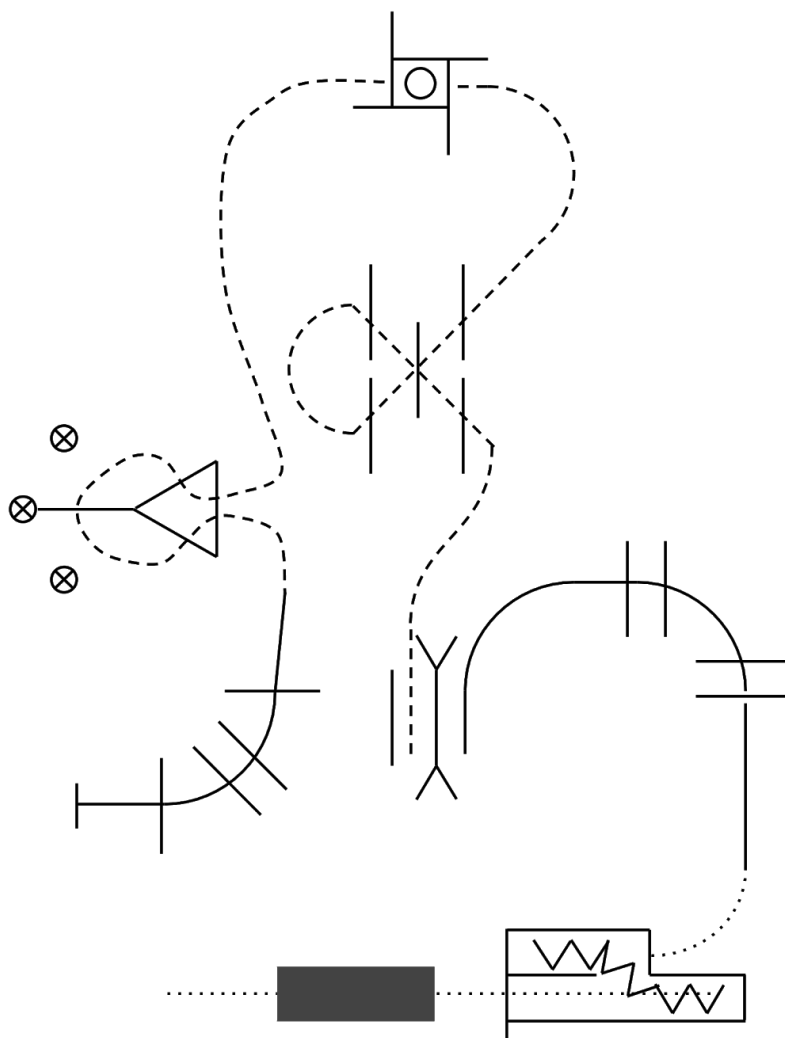
1. Walk over bridge.
2. Walk in the chute and back up as shown.
3. Walk out. Lope over the poles
4. Walk to the gate.
5. Walk the diagonals over the poles and into the square.
6. Turn 360° either way. Walk out.
7. Jog in the triangle and around the poles.
8. Lope over the poles.

INT. LUXEMBOURGISH CHAMPIONSHIPS 2019

Gralingen 1-2 June 2019

Patterns by Jim Stors

23 WRAL TRAIL YOUTH



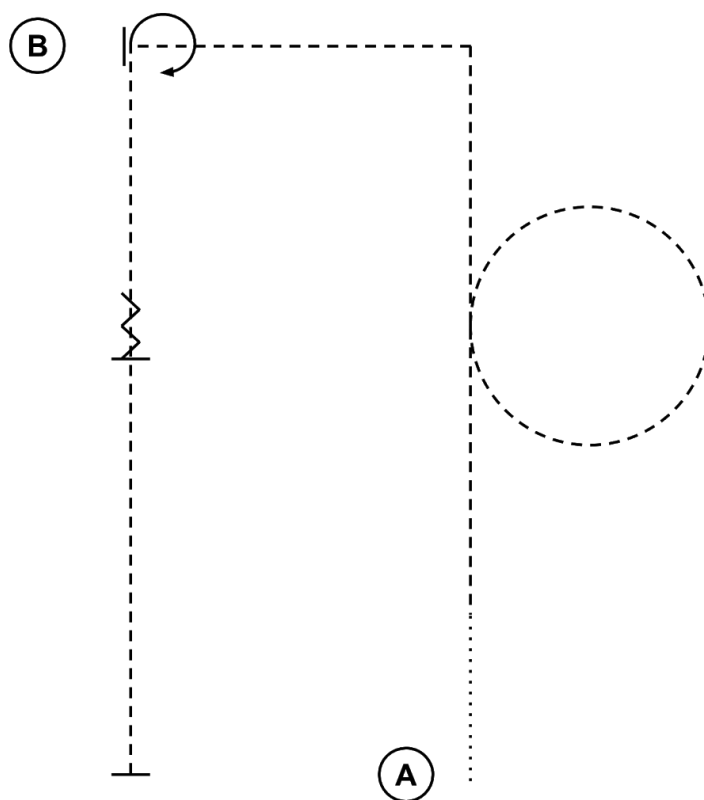
1. Walk over bridge.
2. Walk in the chute and back up as shown.
3. Walk out. Lope over the poles
4. Lope to the gate.
5. Jog the diagonals over the poles and into the square.
6. Turn 360° either way. Walk out.
7. Jog in the triangle and around the poles.
8. Lope over the poles.

INT. LUXEMBOURGISH CHAMPIONSHIPS 2019

Gralingen 1-2 June 2019

Patterns by Jim Stors

24 WRAL HORSEMANSHIP WALK-TROT BEGINNER



1. Start at A. Walk $\frac{1}{3}$ of the way.
2. Jog straight then a right circle. Jog to B.
 3. Stop.
 4. 270° turn right.
 5. Jog.
 6. Stop $\frac{1}{2}$ the way.
 7. Backup.
 8. Jog.
9. Stop in line with A.

INT. LUXEMBOURGISH CHAMPIONSHIPS 2019

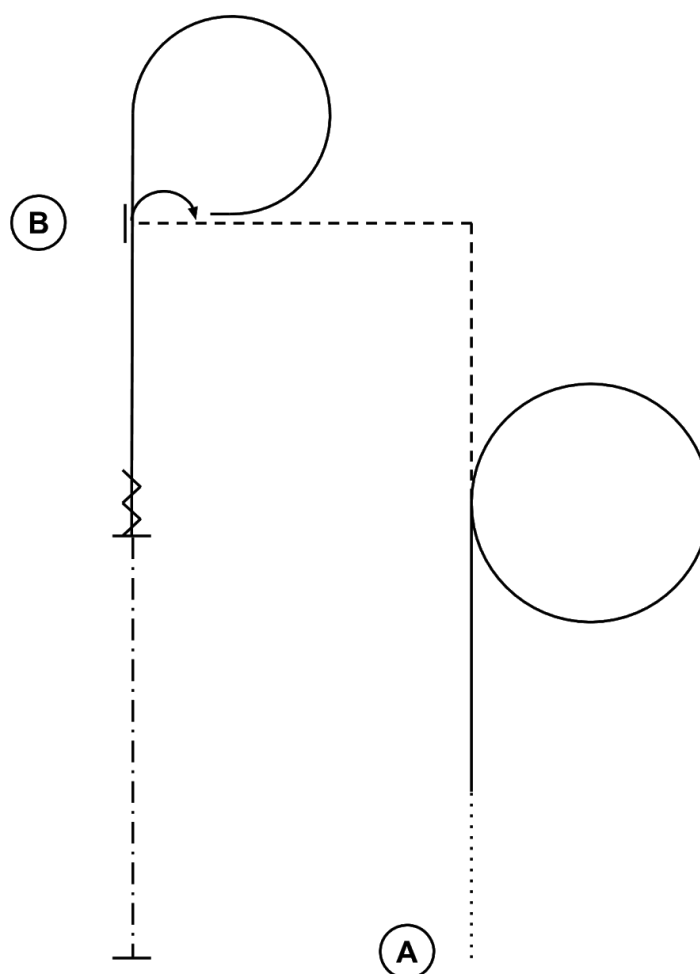
Gralingen 1-2 June 2019

Patterns by Jim Stors

25 WRAL HORSEMANSHIP AMATEUR

26 AQHA HORSEMANSHIP YOUTH

28 AQHA HORSEMANSHIP AMATEUR



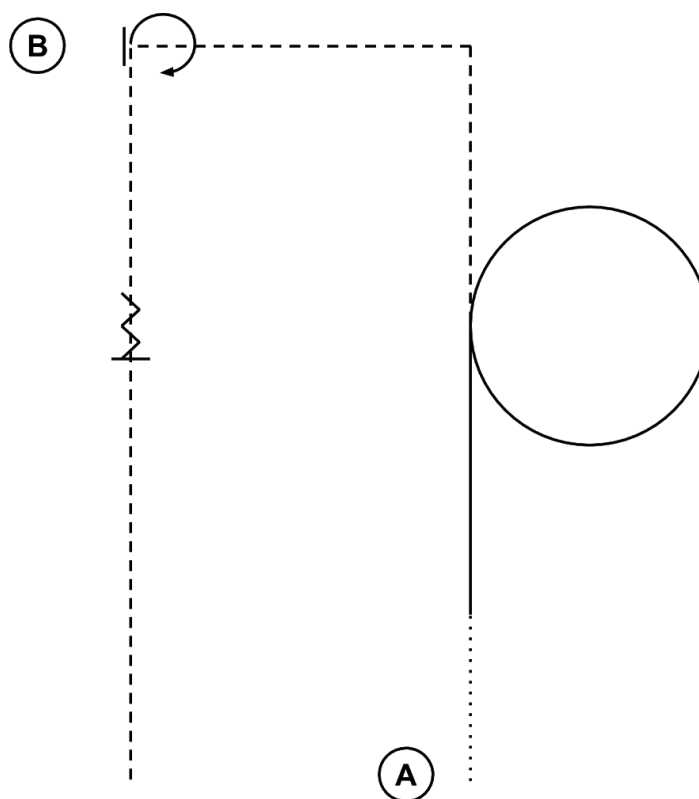
1. Start at A. Walk $\frac{1}{3}$ of the way.
2. Right lead lope in a straight line then a right circle.
3. Jog to B.
4. Stop.
5. 180° turn right.
6. Circle left lope.
7. Stop $\frac{1}{2}$ the way.
8. Backup.
9. Extended Jog.
10. Stop in line with A.

INT. LUXEMBOURGISH CHAMPIONSHIPS 2019

Gralingen 1-2 June 2019

Patterns by Jim Stors

27 WRAL HORSEMANSHIP BEGINNER



1. Start at A. Walk $\frac{1}{3}$ of the way.
2. Right lead Lope in a straight line then a right circle.
3. Jog to B.
4. Stop.
5. 270° turn right.
6. Jog.
7. Stop $\frac{1}{2}$ the way.
8. Backup.
9. Jog.
10. Stop in line with A.

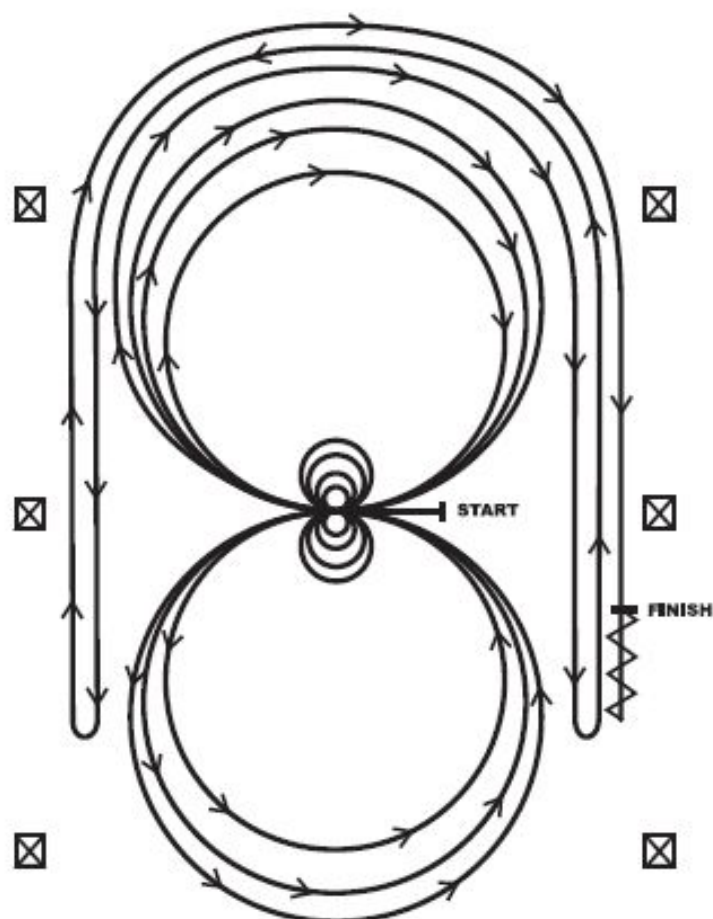
INT. LUXEMBOURGISH CHAMPIONSHIPS 2019

Gralingen 1-2 June 2019

Patterns by Jim Stors

29 AQHA REINING YOUTH

REINING PATTERN 8



Horses may walk or jog to the center of arena. Horses must walk or stop prior to starting pattern. Beginning at the center of arena facing the left wall or fence.

1. Complete four spins to the left. Hesitate.
2. Complete four spins to the right. Hesitate.
3. Beginning on the right lead, complete three circles to the right: the first circle large and fast; the second circle small and slow; the third circle large and fast. Change leads at the center of the arena.
4. Complete three circles to the left: the first circle large and fast; the second circle small and slow; the third circle large and fast. Change leads at the center of the arena.
5. Begin a large circle to the right but do not close this circle. Run straight down the right side of the arena past the center marker and do a left rollback at least twenty feet (six meters) from the wall or fence—no hesitation.
6. Continue back around the previous circle but do not close this circle. Run down the left side of the arena past the center marker and do a right rollback at least twenty feet (six meters) from the wall or fence—no hesitation.
7. Continue back around the previous circle but do not close this circle. Run down the right side of the arena past the center marker and do a sliding stop at least twenty feet (six meters) from the wall or fence. Back up at least ten feet (three meters). Hesitate to demonstrate completion of the pattern.

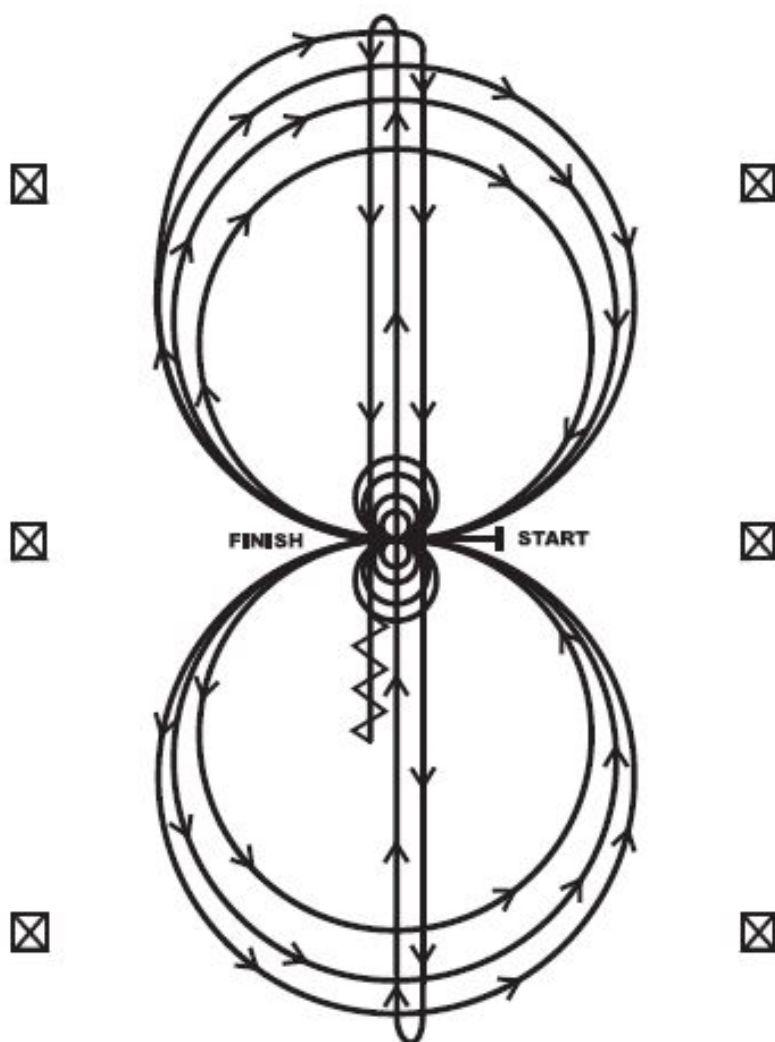
INT. LUXEMBOURGISH CHAMPIONSHIPS 2019

Gralingen 1-2 June 2019

Patterns by Jim Stors

30 AQHA REINING OPEN

REINING PATTERN 2



Horses may walk or jog to the center of arena. Horses must walk or stop prior to starting pattern. Beginning at the center of the arena facing the left wall or fence.

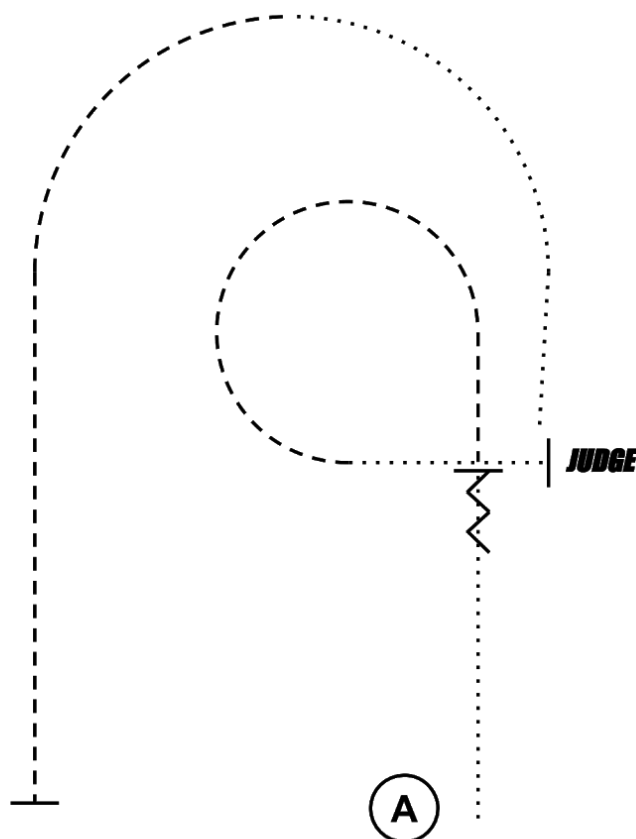
1. Beginning on the right lead, complete three circles to the right: the first circle small and slow; the next two circles large and fast. Change leads at the center of the arena.
2. Complete three circles to the left: the first circle small and slow; the next two circles large and fast. Change leads at the center of the arena.
3. Continue around previous circle to the right. At the top of the circle, run down the middle to the far end of the arena past the end marker and do a right rollback—no hesitation.
4. Run up the middle to the opposite end of the arena past the end marker and do a left rollback—no hesitation.
5. Run past the center marker and do a sliding stop. Back up to the center of the arena or at least ten feet (three meters). Hesitate.
6. Complete four spins to the right. Hesitate.
7. Complete four spins to the left. Hesitate to demonstrate the completion of the pattern.

INT. LUXEMBOURGISH CHAMPIONSHIPS 2019

Gralingen 1-2 June 2019

Patterns by Jim Stors

62 WRAL SHOWMANSHIP BEGINNER



1. Start at A. Walk to be in line with the judge.
2. Stop.
3. Back up.
4. Trot left circle.
5. Walk to the judge. Set up.
6. Inspection
7. When dismissed Walk $\frac{1}{4}$ left circle.
8. Jog.
9. Stop in line with A.

INT. LUXEMBOURGISH CHAMPIONSHIPS 2019

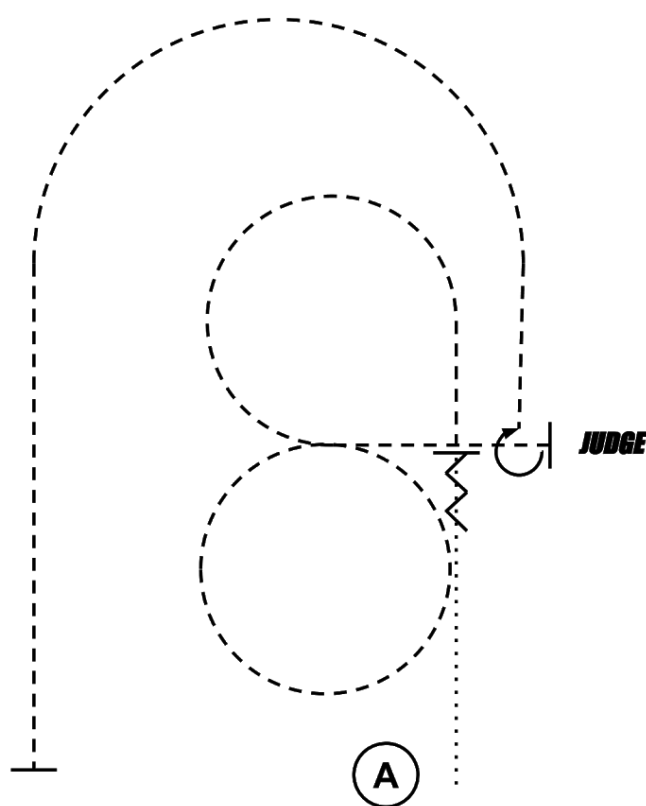
Gralingen 1-2 June 2019

Patterns by Jim Stors

63 WRAL SHOWMANSHIP AMATEUR

64 AQHA SHOWMANSHIP YOUTH

65 AQHA SHOWMANSHIP AMATEUR



1. Start at A. Walk to be in line with the judge.
2. Stop.
3. Set up.
4. Back up.
5. Trot a figure 8.
6. Jog to the judge. Set up
7. Inspection.
8. 270° right turn.
9. Jog.
10. Stop in line with A.

INT. LUXEMBOURGISH CHAMPIONSHIPS 2019

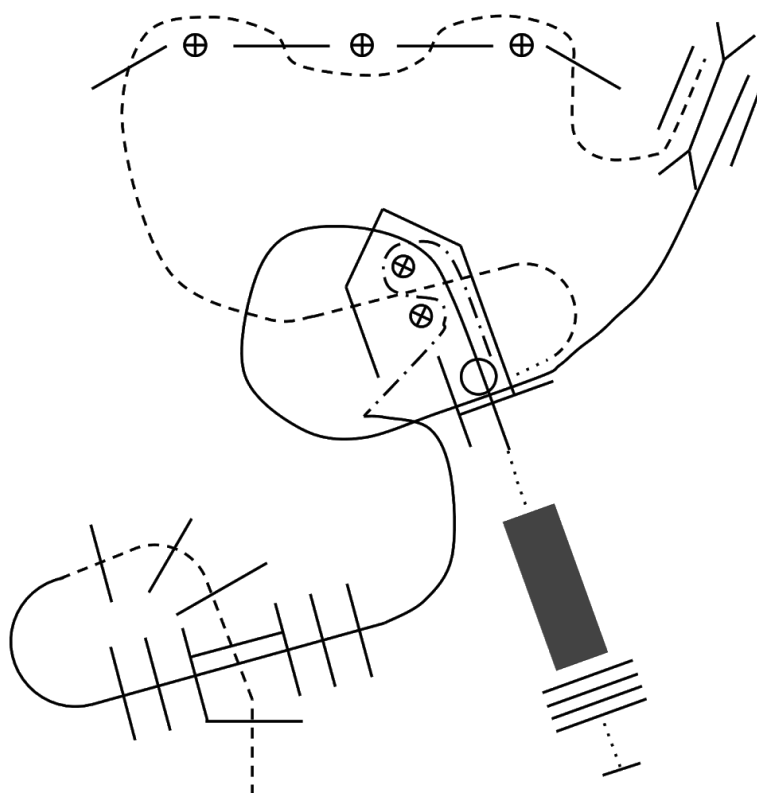
Gralingen 1-2 June 2019

Patterns by Jim Stors

66 AQHA TRAIL OPEN

70 APHA TRAIL OPEN

71 APHA SPB TRAIL OPEN



1. Start Jog over the poles.
2. Lope straight over the poles. Stop.
3. Back up an S shape and into the box as shown.
4. Turn 450° to the right. Walk out the box.
5. Jog over the poles.
6. Stop at the gate.
7. Right lope.
8. Walk before the bridge and walk over bridge and poles.

INT. LUXEMBOURGISH CHAMPIONSHIPS 2019

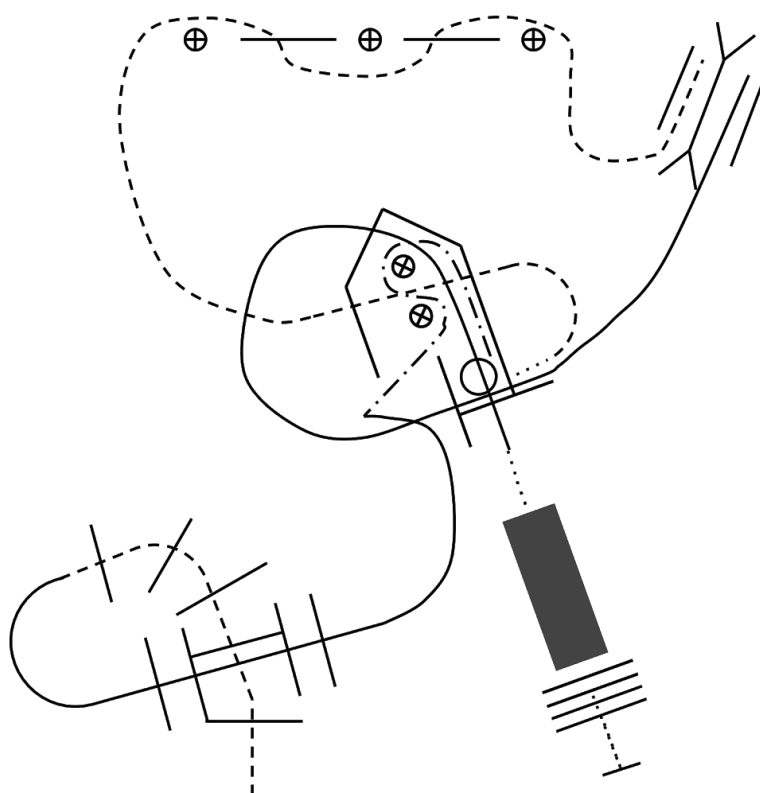
Gralingen 1-2 June 2019

Patterns by Jim Stors

67 WRAL TRAIL AMATEUR

68 AQHA TRAIL AMATEUR

69 AQHA TRAIL YOUTH



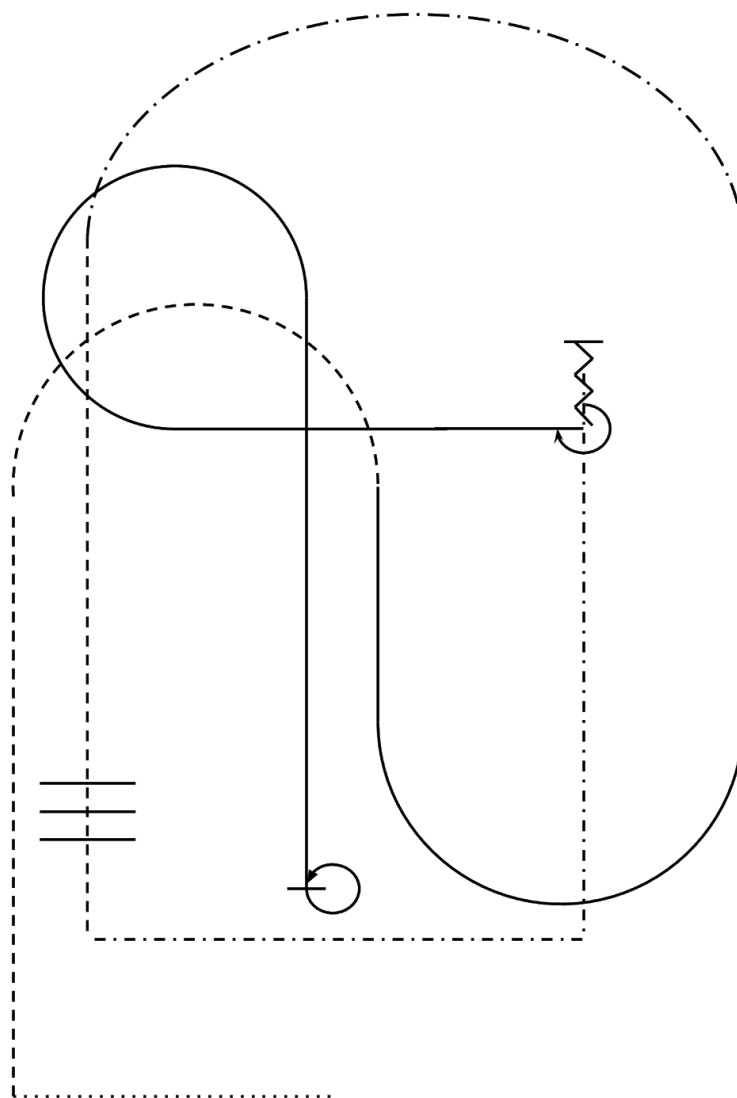
1. Start Jog over the poles.
2. Lope straight over the poles. Stop
3. Back up an S shape and into the box as shown.
4. Turn 270° to the left. Walk out the box.
5. Jog over the poles.
6. Stop at the gate.
7. Right lope.
8. Walk before the bridge and walk over bridge and poles.

INT. LUXEMBOURGISH CHAMPIONSHIPS 2019

Gralingen 1-2 June 2019

Patterns by Jim Stors

73 WRAL RANCH RIDING YOUTH
74 WRAL RANCH RIDING AMATEUR



1. Walk.
2. Trot a U to the right.
3. Left lead lope a U.
4. Extended lope around the long side of the arena.
5. Trot over the poles.
6. Extended trot after 2nd turn.
7. Stop.
8. Back up.
9. 270° turn right.
10. Right lead lope straight then a circle to the right. Lope straight down the arena.
11. Stop.
12. 360° Left turn.

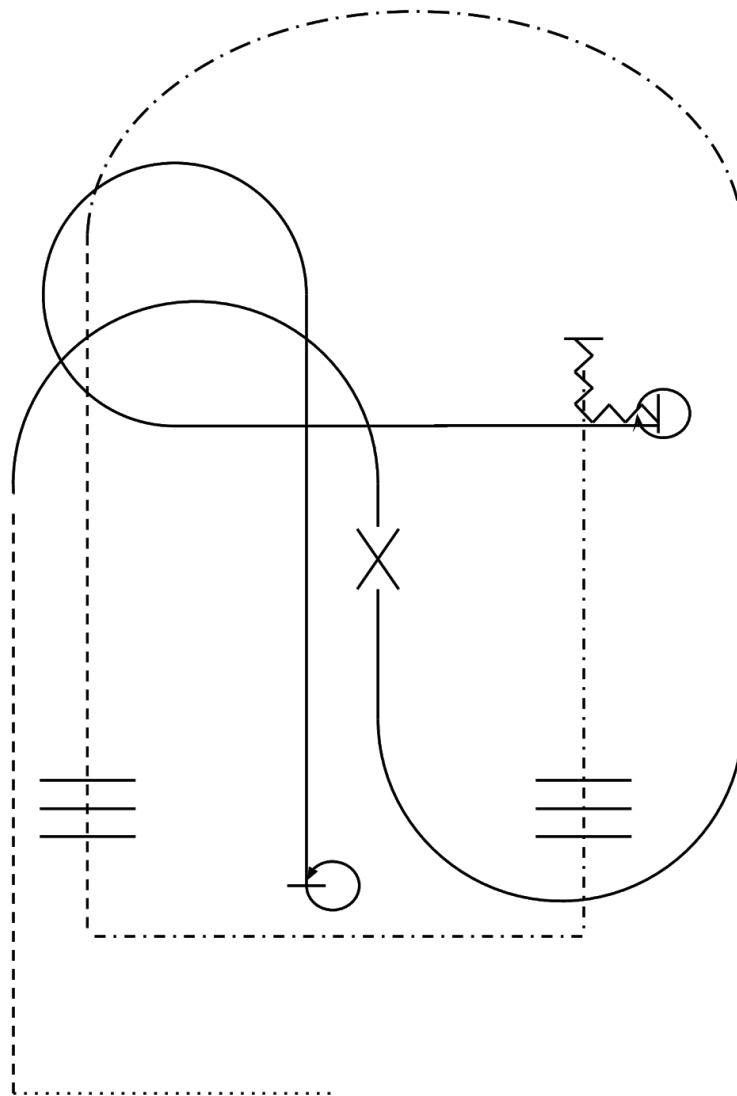
INT. LUXEMBOURGISH CHAMPIONSHIPS 2019

Gralingen 1-2 June 2019

Patterns by Jim Stors

75 APHA RANCH RIDING OPEN

76 APHA SPB RANCH RIDING OPEN



1. Walk.
2. Trot.
3. Lope a U to the right. Perform a lead change simple or flying. Do a U to the left.
4. Extend the lope around the long side of the arena.
5. Trot over the poles.
6. After 1st turn extended the trot over the poles.
7. Stop.
8. Back up in an L.
9. 360° turn right.
10. Lope straight then a circle to the right and straight down the arena.
11. Stop.
12. 360° turn left.

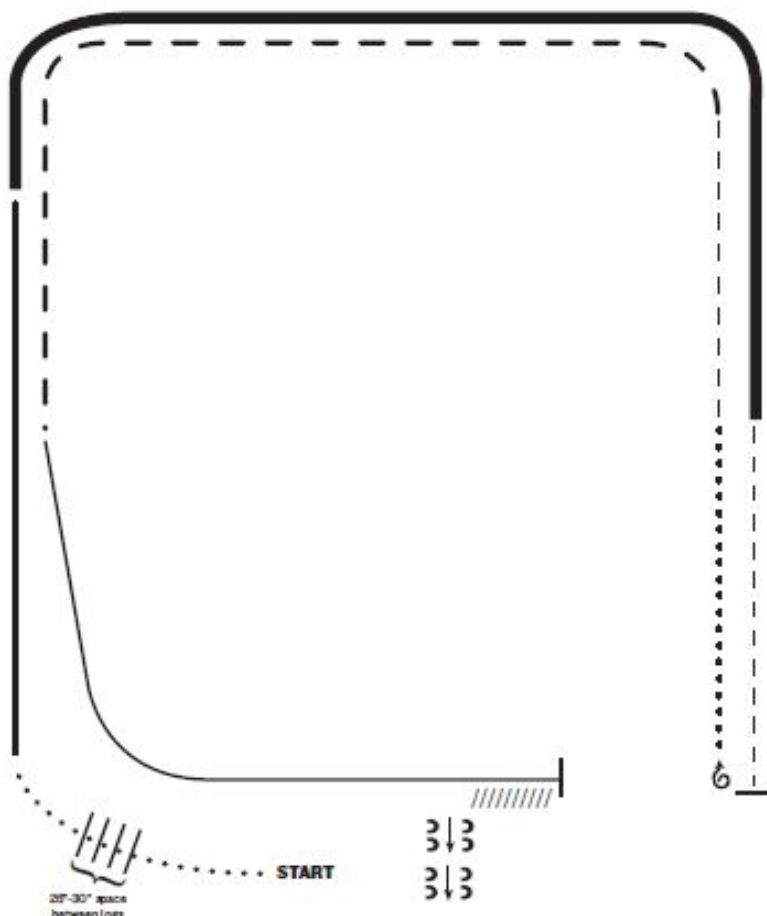
INT. LUXEMBOURGISH CHAMPIONSHIPS 2019

Gralingen 1-2 June 2019

Patterns by Jim Stors

77 AQHA RANCH RIDING AMATEUR

RANCH RIDING - PATTERN 6



1. Walk
2. Walk over logs
3. Lope right lead
4. Extended lope (right lead)
5. Trot
6. Stop, 1 1/2 turns right
7. Walk
8. Trot
9. Extended trot
10. Lope left lead
11. Stop and Back
12. Side pass right

Note: The drawn description of this pattern is only intended for the general depiction of the pattern. Exhibitors should utilize the arena space to best exhibit their horses.

INT. LUXEMBOURGISH CHAMPIONSHIPS 2019

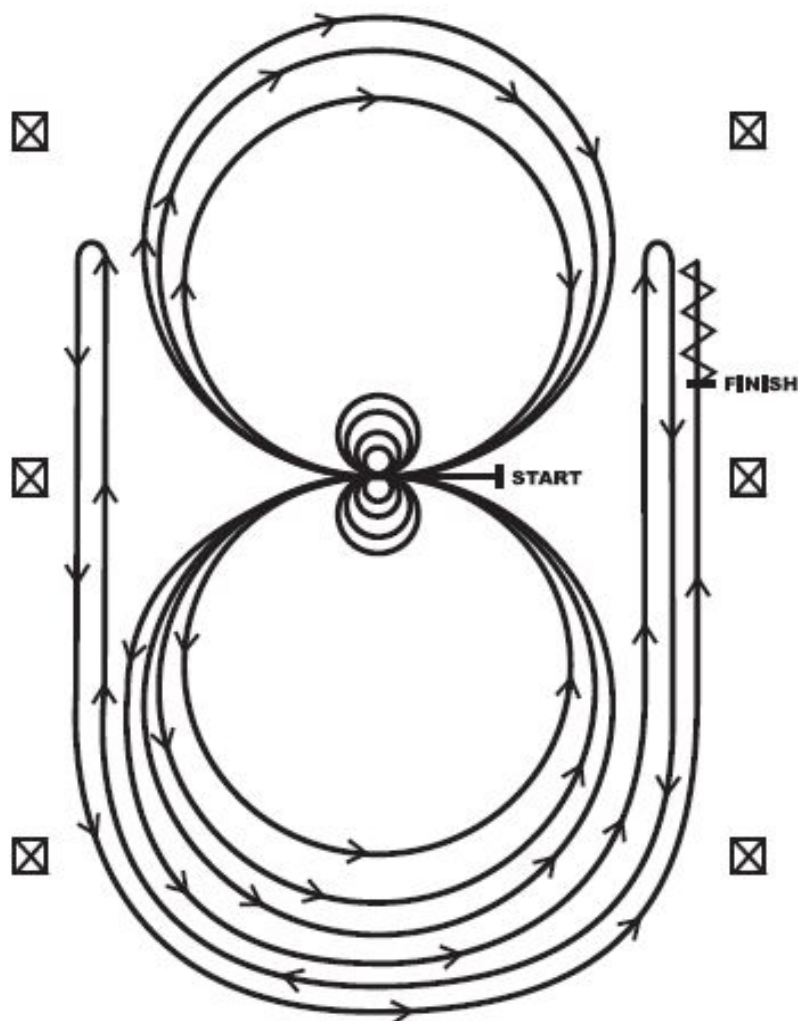
Gralingen 1-2 June 2019

Patterns by Jim Stors

84 WRAL REINING AMATEUR

85 AQHA REINING AMATEUR

REINING PATTERN 6



Horses may walk or jog to the center of arena. Horses must walk or stop prior to starting pattern. Beginning at the center of the arena facing the left wall or fence.

1. Complete four spins to the right. Hesitate.
2. Complete four spins to the left. Hesitate.
3. Beginning on the left lead, complete three circles to the left: the first two circles large and fast; the third circle small and slow. Change leads at the center of the arena.
4. Complete three circles to the right: the first two circles large and fast; the third circle small and slow. Change leads at the center of the arena.
5. Begin a large circle to the left but do not close this circle. Run up the right side of the arena past the center marker and do a right rollback at least twenty feet (six meters) from the wall or fence—no hesitation.
6. Continue back around previous circle but do not close this circle. Run up the left side of the arena past the center marker and do a left rollback at least twenty feet (six meters) from the wall or fence—no hesitation.
7. Continue back around previous circle but do not close this circle. Run up the right side of the arena past the center marker and do a sliding stop at least twenty feet (six meters) from the wall or fence. Back up at least ten feet (three meters). Hesitate to demonstrate the completion of the pattern.

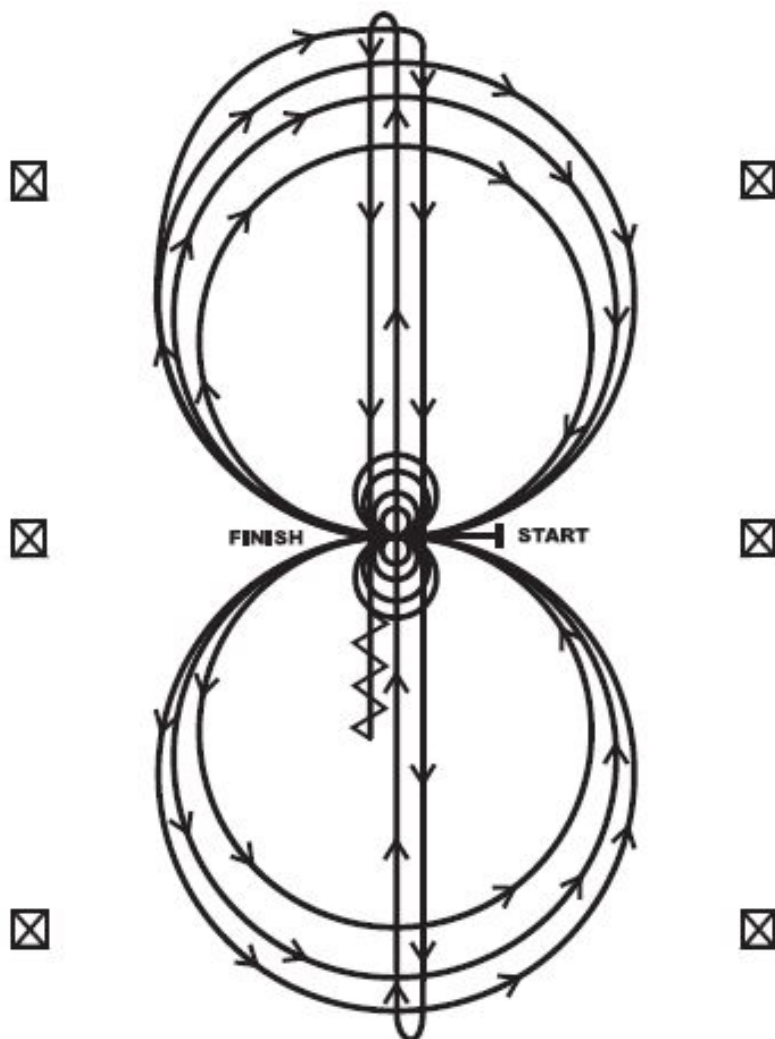
INT. LUXEMBOURGISH CHAMPIONSHIPS 2019

Gralingen 1-2 June 2019

Patterns by Jim Stors

86 APHA REINING OPEN 87 APHA SPB REINING OPEN

REINING PATTERN 2



Horses may walk or jog to the center of arena. Horses must walk or stop prior to starting pattern. Beginning at the center of the arena facing the left wall or fence.

1. Beginning on the right lead, complete three circles to the right: the first circle small and slow; the next two circles large and fast. Change leads at the center of the arena.
2. Complete three circles to the left: the first circle small and slow; the next two circles large and fast. Change leads at the center of the arena.
3. Continue around previous circle to the right. At the top of the circle, run down the middle to the far end of the arena past the end marker and do a right rollback—no hesitation.
4. Run up the middle to the opposite end of the arena past the end marker and do a left rollback—no hesitation.
5. Run past the center marker and do a sliding stop. Back up to the center of the arena or at least ten feet (three meters). Hesitate.
6. Complete four spins to the right. Hesitate.
7. Complete four spins to the left. Hesitate to demonstrate the completion of the pattern.