

QUARTER
HORSE
ASSOCIATION
LUXEMBOURG



PATTERN

INTERNATIONAL HORSE SHOW

July 22nd - 24th 2016



ECURIES HOFFMANN

6, um Tunnel · L-3552 Dudelange

3. SHOW IN WRAL-CIRCUIT 2016

★ **FEI CRI* & CRI**** ★

NRHA ★ WRAL/FLSE Show - all breed !! ★ AQHA ★ PHAL ★ FLSE-CHAMPIONSHIP

★ **TOTAL PRICE MONEY 5000 €** ★

FOODTRUCKS · FOOD & DRINKS · PARTY · WESTERN STORE



special thanks to our sponsors:



www.qhal.lu

5, rue Kalchesbruck L-1852 Luxembourg
Tel.: 436761 Fax: 436902 maroldt@pt.lu

Matériaux de construction - Carrelages - Sanitaires

ouvert: Lu - Fr 8.00 h - 12.00 h et 13.00 h - 18.00 h Sa 8.00 h - 12.30 h



Rénovation de votre salle de bains de A-Z

Dudelage (Luxbg.), July 22-24, 2016

Timesheet

order of classes may change, please check at the office

Friday July 22, 2016 CRI - *

CRI	11:00 VET CHECK (Jug)	SENIOR
CRI	WARB-UP	SENIOR
1 CRI	Arena reserved for All-Around Riders	
2 CRI	CR2** EE Pattern 1A	SENIOR
	CR2** EE Pattern 1	SENIOR
16.30-17.30	Played Warm-up Raining	
17.30-19.30	Arena reserved for All-Around Riders	
19.30-20.15		
3 WRAL	Any Horse Any Rider	OPEN

Following NRHA classes run concurrently

13	2800 Snaffle Hack 4&U \$250 added Pattern 13	OPEN
14	2800 Snaffle Hack 5&U \$100 added Pattern 13	NON-PRO
44	1600 100\$ ADDED	PATTERN 6
45	1500 100\$ ADDED	PATTERN 6
46	Non-Pro 100\$ ADDED	PATTERN 12
47	1200 100\$ ADDED	PATTERN 12

Saturday July 23, 2016 show start at 8:00

4 WRAL	4400 HUNTER UNDER SADDLE	OPEN
5 AQHA	144000 HUNTER UNDER SADDLE	OPEN
6 AQHA	244000 HUNTER UNDER SADDLE	AMATEUR
7 AQHA	444000 HUNTER UNDER SADDLE	YOUTH
8 AQHA	244002 HUNTER UNDER SADDLE	Novice Amat
9 AQHA	452000 HUNT SEAT EQUITATION	YOUTH
10 AQHA	252002 HUNT SEAT EQUITATION	Novice Amat
11 AQHA	252000 HUNT SEAT EQUITATION	AMATEUR
12 AQHA	134004 GREEN REINING	OPEN
13 AQHA	2800 Snaffle Hack 4&U \$250 added Pattern 13	OPEN
14 NRHA	2800 Snaffle Hack 5&U \$100 added Pattern 13	NON-PRO
15 NRHA	5310 Reining 550 ADDED	PATTERN 13
16 WRAL	3812 TRAIL WALK-TROT	BEGINNER
17 AQHA	138004 GREEN TRAIL	OPEN
18 WRAL	3802 TRAIL	BEGINNER
19 WRAL	3801 TRAIL	AMATEUR
20 AQHA	TRL 1 TRAIL	OPEN
21 AQHA	238002 TRAIL	Novice Amat
22 WRAL/FLSE	3804 TRAIL	1st G YOUTH
23 WRAL/FLSE	380 TRAIL	1st G OPEN
24 WRAL	4214 WESTERN PLEASURE WALK-TROT	YOUTH
25 WRAL/FLSE	4204 WESTERN PLEASURE	1st Go YOUTH
26 WRAL/FLSE	420 WESTERN PLEASURE AA	1st Go OPEN
27 WRAL/FLSE	340 REINING	1st Go OPEN
28 WRAL/FLSE	3404 REINING	1st C YOUTH
29 WRAL	3402 REINING	BEGINNER
30 NRHA	3100 Reining 205 ADDED	PATTERN 13
31 NRHA	3200 Reining 205 ADDED	PATTERN 13
32 WRAL	4202 WESTERN PLEASURE	BEGINNER
33 AQHA	142004 GREEN WESTERN PLEASURE	OPEN
34 AQHA	242002 WESTERN PLEASURE	Novice Amat
35 AQHA	WP 1 WESTERN PLEASURE	OPEN
36 WRAL/FLSE	4209 RANCH RIDING	1st Go OPEN
37 WRAL	4302 RANCH RIDING	BEGINNER
38 AQHA	RHP1 Ranch Riding	Open
39 AQHA	243002 RANCH RIDING	Novice Amat
40 AQHA	443000 RANCH RIDING	YOUTH
41 AQHA	243000 RANCH RIDING	AMATEUR
42 AQHA	130005 WESTERN RIDING	OPEN

Following NRHA classes run concurrently

13	2800 Snaffle Hack 4&U \$250 added Pattern 13	OPEN
14	2800 Snaffle Hack 5&U \$100 added Pattern 13	NON-PRO
44	1600 100\$ ADDED	PATTERN 6
45	1500 100\$ ADDED	PATTERN 6
46	Non-Pro 100\$ ADDED	PATTERN 12
47	1200 100\$ ADDED	PATTERN 12

Sunday July 24, 2016 show start at 8:00

61 AQHA	103100 YEARLING STALLIONS	OPEN
62 AQHA	103200 TWO YEAR OLD STALLIONS	OPEN
63 AQHA	103300 THREE YEAR OLD STALLIONS	OPEN
64 AQHA	103400 AGED STALLIONS	OPEN
65 AQHA	173000 PERFORMANCE STALLIONS	OPEN
66 AQHA	203100 YEARLING STALLIONS	AMATEUR
67 AQHA	203200 TWO YEAR OLD STALLIONS	AMATEUR
68 AQHA	203300 THREE YEAR OLD STALLIONS	AMATEUR
69 AQHA	203400 AGED STALLIONS	AMATEUR
70 AQHA	273000 PERFORMANCE STALLIONS	AMATEUR
71 AQHA	103400 YEARLING MARES	OPEN
72 AQHA	103500 TWO YEAR OLD MARES	OPEN
73 AQHA	103600 THREE YEAR OLD MARES	OPEN
74 AQHA	103700 AGED MARES	OPEN
75 AQHA	175000 PERFORMANCE MARES	OPEN
76 AQHA	205400 YEARLING MARES	AMATEUR
77 AQHA	205500 TWO YEAR OLD MARES	AMATEUR
78 AQHA	205600 THREE YEAR OLD MARES	AMATEUR
79 AQHA	205700 AGED MARES	AMATEUR
80 AQHA	275000 PERFORMANCE MARES	AMATEUR
81 AQHA	107400 YEARLING GELDINGS	OPEN
82 AQHA	107500 TWO YEAR OLD GELDINGS	OPEN
83 AQHA	107600 THREE YEAR OLD GELDINGS	OPEN
84 AQHA	107700 AGED GELDINGS	OPEN
85 AQHA	177000 PERFORMANCE GELDINGS	OPEN
86 AQHA	207400 YEARLING GELDINGS	AMATEUR
87 AQHA	207500 TWO YEAR OLD GELDINGS	AMATEUR
88 AQHA	207600 THREE YEAR OLD GELDINGS	AMATEUR
89 AQHA	207700 AGED GELDINGS	AMATEUR
90 AQHA	277000 PERFORMANCE GELDINGS	AMATEUR

91 WRAL	1202 SHOWMANSHIP AT HALTER	BEGINNER
92 WRAL	1201 SHOWMANSHIP AT HALTER	AMATEUR
93 AQHA	212000 SHOWMANSHIP AT HALTER	AMATEUR
94 AQHA	412000 SHOWMANSHIP AT HALTER	YOUTH
95 AQHA	212002 SHOWMANSHIP AT HALTER	Novice Amat
96 WRAL	3822 Trail in Hand (all ages)	OPEN
97 AQHA	238000 TRAIL	AMATEUR
98 AQHA	438000 TRAIL	YOUTH
99 AQHA	138000 TRAIL	OPEN
100 WRAL	111 LEAD-LINE 10&under	YOUTH
101 WRAL	3401 REINING	AMATEUR
102 AQHA	134100 REINING Junior	OPEN
103 AQHA	RNG1 REINING	OPEN
104 AQHA	434000 REINING	YOUTH
105 AQHA	234002 REINING	Novice Amat
106 WRAL	4203 WESTERN PLEASURE WALK-TROT	BEGINNER
107 WRAL	4201 WESTERN PLEASURE	AMATEUR
108 AQHA	242000 WESTERN PLEASURE	AMATEUR
109 AQHA	142000 WESTERN PLEASURE	OPEN
110 AQHA	442000 WESTERN PLEASURE	YOUTH
111 AQHA	240000 WESTERN HORSEMANSHIP	AMATEUR
112 AQHA	143000 RANCH RIDING	OPEN
113 WRAL	4301 RANCH RIDING	AMATEUR
114 AQHA	134200 REINING Senior	OPEN
115 NRHA	4400 Reining 300\$ ADDED	PATTERN 4
116 NRHA	1100 Reining 300\$ ADDED	PATTERN 11

Saturday July 23, 2016 Evening program

53 FLSE	3405 REINING - Championship Finals	OPEN
54 FLSE	3406 REINING - Championship Finals	YOUTH
55 FLSE	3805 TRAIL Championship Finals	OPEN
56 FLSE	3806 TRAIL Championship Finals	YOUTH
57 FLSE	RANCH RIDING Championship Final	OPEN
58 FLSE	4207 W. PLEASURE Championship Finals	OPEN
59 FLSE	4206 W. PLEASURE Championship Finals	YOUTH
60 WRAL	349 Freestyle Reining Sns Trail	OPEN

ORGANISATION

Your competent partners in Luxembourg

QUARTER HORSE ASSOCIATION LUXEMBOURG

Affiliate of the American Quarter Horse Association
Association sans but lucratif Siege social Mompach



Association sans but lucratif
Siege social Mompach

Affiliate of the FLSE
Affiliate of the NRHA
Affiliate of the NSBA

SHOW-INFORMATION

INTERNATIONAL HORSE SHOW - July 22nd - 24th 2016

Third and last show in WRAL-Circuit 2016

Show Manager: Marcel Kockelmann

Judges: Tanja Herrmann-Brateck, Germany
Nicolas Perrin, France

Ringstewards: Karin Pauly, Patrick Pauly

Show office: tel. 00352 691 729653

Doorman: Mike Ries

Parcourchef: Marco Stors

Vet: Dr. Beate Schoof tel. 621 651616
FEI-Vet: Dr. Jenny Smulders

Emergency: 112

Blacksmith: information available at the show office

• **Show-office is open on Friday July 22nd at 9:30 am and open on July 23rd and 24th at 7:30 am**

• **Classes start on July 23rd and 24th at 8:00 am**

GENERAL RULES AND INFORMATION:

LATE ENTRIES:

Late entries will only be accepted the day before (19:00h)

NACHNENNUNGEN:

Nachnennungen nur am Vortag der Klasse (19:00 Uhr)

INSCRIPTIONS TARDIVES:

Inscriptions tardives jusqu'à la veille de la classe (19:00h)

WRAL Classes: - AQHA rules are applied with following exceptions:

- Youth -18 may also enter the Beginner, Amateur and Open Division. Youth may show twohanded on Snafflebit or Hackamore or onehanded on a Bit even senior horses.
- No stallions are allowed in Youth-Classes
- The Beginner division is reserved exclusively for competitors who have not won more than 3 times that class (Results of WRAL Beginner, WRAL-Amateur and WRAL-Open are added, minimum of 3 entries).
- Beginner may show twohanded on Snafflebit or Hackamore or onehanded on a Bit even senior horses.
- WRAL-Beginner and WRAL-Amateur may run concurrently.
- In all WRAL-classes the horse does not need to be owned by the competitor.
- Trail in Hand APHA rules will be applied

Any Horse any Rider

- This class may be run on any legal bit with 1 or 2 hands. When the combination entered the show arena, the rider is no more allowed to change hands.
- There are no restrictions on NRHA or AQHA etc-earnings for horse and rider.
- The horse can only be shown once in this class.
- The combination must also enter in an other class on this show.
- Correct Western attire is required.

AQHA & APHA Classes:

- Classes are judged according to their respective rules.
- Rider has to send in the required valid membership card (or buy it at the show) as well as a copy of the horse's registration certificate.
- APHA: Riders and owners must be current APHA-members

FLSE classes: (just for FLSE licensed riders): AQHA rules are applied with the following exception:

- In Youth and Amateur classes the horse does not need to be owned by the competitor.
- The competitor needs to own an FLSE Western or Competition license, the horse does not need to be registered.
- FLSE-classes may run concurrently with other classes
- Reining classes are judge according to FEI Rules

CRI* and CRI**

- Horses and riders must be nominated by their National Federation;
- FEI-rules will be applied (General-, Vet-, Reining -rules etc. see <http://www.fei.org/fei/regulations/reining>, ...)
- Exact CRI-time schedule will be published at the show office.

FLSE-Luxembourgish championships

- Reserved to Luxembourgish riders with a FLSE-licence.
- Details attached.

FREESTYLE REINING, SHS, Trail

- Please give a USB Flash drive or CD at the Show Office with your music.

Rights on Photos, Videos etc:

- With the signature, each participant agrees that photos and or videos taken on the showground can be published.

Doping, vaccinations animal welfare:

With sending the entry forms with or without a signature, each participant accepts that:

- All foreign horses (except Belgium and Netherlands) need current health papers from an officer Vet.
- doping test could be taken (FEI-rules [<http://fei.org/content/anti-doping-rules>]),
- vaccinations are made according to FLSE-rules (<http://qhal.lu/wp-content/uploads/0201/02/Impfungen.pdf>)
- animal welfare according to AQHA rules are applied (<http://aqha.com/About/Content-Pages/About-the-Association/Advocacy/Fines-and-Penalties.aspx>,
- for FEI-CRI (http://www.fei.org/sites/default/files/R_Stewards_Manual_2009.pdf, http://www.fei.org/sites/default/files/R_Stewards_Manual_2009_Annexes.pdf, http://www.fei.org/sites/default/files/R_Stewards_Manual_2009_Annex%20XIV.pdf.)

Paint Trophy is for the High Point winner of all the APHA Classes.

2016 WRAL CIRCUIT CHAMPION

Regeln: Laufzeit: Die Wertung zum 2016 WRAL-Circuit Champion läuft über die 3 Turniere organisiert durch die WRAL: April 10, Mai 21-22 und Juli 22-24.

Preisverteilung: Die Preisüberreichung findet während der Generalversammlung Anfang 2017 statt.

Regelbuch: Es gelten die Regeln des AQHA-Regelbuches 2016 mit den in den General Rules veröffentlichten Ausnahmeregelungen.

- Klassengruppen:
- a) Beginner Reining / Ranch Riding
 - b) Beginner Showmanship / Trail in Hand / Trail Walk-Trot / Horsemanship Walk-Trot / Pleasure Walk-Trot.
 - c) Beginner Trail / Horsemanship / Pleasure
 - d) Amateur Reining / Ranch Riding
 - e) Amateur Showmanship / Trail / Horsemanship / Pleasure
 - f) Youth Reining / Ranch Riding
 - g) Youth Showmanship / Trail / Horsemanship / Pleasure
 - h) Youth Pleasure Walk-Trot
 - i) Open Reining / Ranch Riding
 - j) Open Trail / Hunter under Saddle / Pleasure

Um in die Wertung zu kommen muss der Reiter/Vorsteller Mitglied der WRAL sein, Die Wertung beginnt erst mit dem Eintritt in die WRAL, rückwirkend werden keine Punkte anerkannt, Der Reiter/Vorsteller muss auf wenigstens 2 der 3 Turniere in derselben Klassengruppe gestartet sein,

Die Resultate der einzelnen Klassengruppen und Turniere werden addiert, In allen anderen Klassen werden die Platzierungen gezählt: 1. Platz 12 Punkte, 2. Platz 10 Punkte, 3. Platz 8 Punkte, 4. Platz 7 Punkte, 5. Platz 6 Punkte, 6. Platz 5 Punkte, 7. Platz 5 Punkte, 8. Platz 4 Punkte, 9. Platz 3 Punkte, 10. Platz 2 Punkte, 11. Platz 1 Punkt

Punkte, 10. Platz 2 Punkte, ab 11. Platz 1 Punkt. Bei Punkt Gleichheit (Tie) ist das letzte Turnier, letzte Klasse, entscheidend.

Luxemburgische Meisterschaft im Westernreiten: Regeln 2016

Die Landesmeisterschaft wird organisiert von der FLSE in Zusammenarbeit mit einem von der FLSE anerkannten Verein.

- 1) Die Landesmeisterschaft findet an einem oder mehreren aufeinanderfolgenden Tagen statt. Die Landesmeisterschaft besteht aus Ausscheidungsläufen und einem Finallauf
- 2) Die Läufe müssen von mindestens zwei ausländischen Richtern gerichtet werden
- 3) Der Teilnehmer muß die luxemburgische Nationalität und eine gültigen Turnier-Lizenz der FLSE besitzen. Jugendliche, welche die luxemburgische Nationalität nicht besitzen, müssen zum Zeitpunkt der Teilnahme ihren Wohnsitz in Luxemburg haben und seit mindestens 1 Jahr in Luxemburg ansässig sein
- 4) Der Besitzer des Pferdes muss eine Postanschrift in Luxemburg haben.
- 5) Die Regeln entsprechen dem AQHA Rulebook mit folgender Ausnahme:
 - Reining FEI Regeln.
 - Ein Pferd, das ein Reiter vorstellt, muß nicht in seinem Besitz sein, (gültig für alle Klassen).

Anerkennung zum Landesmeister einer Disziplin:

- Der Titel wird immer einer Reiter-Pferd Kombination anerkannt. Die Pferd-Reiter Kombination muß in der (den) Vorausscheidung (en) und Finale gestartet sein. In den Vorausscheidungen kann ein Reiter bis zu 2 Pferde reiten. Im Finale darf der Reiter nur eines dieser Pferde reiten.
 - Die Landesmeisterschaft wird in den Offen- und Jugendklassen (bis 18 Jahre) und in folgenden Disziplinen abgehalten:
 - Ranch Riding
 - Reining
 - Trail
 - Western Pleasure
 - Der Landesmeister in den Jugendklassen wird von der FLSE anerkannt. Jugendliche dürfen entweder nur in den Jugendklassen oder nur in den Offenklassen starten.
 - Der Titel des Landesmeisters wird nur vergeben, wenn mindestens 3 Teilnehmern in der Vorentscheidung und mindestens 3 Teilnehmern in dem Finallauf gestartet sind.
 - Landesmeister, in der Disziplin Western Pleasure Youth oder Open, wird die Pferd-Reiterkombination mit der höchsten Punktzahl. Bei Punktgleichheit (Tie) nach beiden Läufen zählt die höhere Punktzahl im Finale.
- Punktesystem: 1. Platz 12 Punkte, 2. Platz 10 Punkte, 3. Platz 8 Punkte, 4. Platz 7 Punkte, 5. Platz 6 Punkte, 6. Platz 5 Punkte, 7. Platz 5 Punkte, 8. Platz 4 Punkte, 9. Platz 3 Punkte, 10. Platz 2 Punkte, 11. Platz 1 Punkt
- Landesmeister, in den Disziplinen Trail und Reining Youth und Open, wird die Pferd-Reiter Kombination die den höchsten Gesamtscore in Vorläufen und Finallauf erreicht. Bei Gleichstand (Tie) zählt der Score des Finallauf.

These classes are sponsored or supported by the following generous companies and friends:

3	WRAL	ANY HORSE - ANY RIDER	OPEN	Cloos & Knaus S.À.R.L
4	WRAL	HUNTER UNDER SADDLE	OPEN	Team WMB
7	AQHA	HUNTER UNDER SADDLE	YOUTH	QHAL/WRAL
9	AQHA	HUNT SEAT EQUITATION	YOUTH	Eifel Pferdezaunfee
12	AQHA	GREEN REINING	OPEN	Stegmann Saddlery
13	NRHA	SN AFFEL/HACK 4&U	OPEN	Écuries Hoffmann
14	NRHA	SN AFFEL/HACK 5&U	NON PRO	Écuries Hoffmann
15	NRHA	Reining	Rookie L2	Écuries Hoffmann
19	WRAL	TRAIL	AMATEUR	ICP Mersch Boeckmann
20	PHAL	TRAIL	OPEN	Peinture Philipps Sàrl
22	WRAL/FLSE	TRAIL	YOUTH	Viessmann
24	WRAL	WESTERN PLEASURE WALK-TROT	YOUTH	Moll Creek Ranch
25	WRAL/FLSE	WESTERN PLEASURE	YOUTH	Moll Creek Ranch
26	WRAL/FLSE	WESTERN PLEASURE	OPEN	Garage Collé
28	WRAL/FLSE	REINING	YOUTH	Marcel Kockelmann
30	NRHA	REINING	YOUTH 13 U.	Baumert
31	NRHA	REINING	YOUTH 14-18	Baumert
32	WRAL	WESTERN PLEASURE	BEGINNER	Equiva Mersch
36	WRAL/FLSE	RANCH RIDING	OPEN	Carrelage Trierweiler
37	WRAL	RANCH RIDING	BEGINNER	eQuiaktiv
38	PHAL	RANCH RIDING	OPEN	GAMA Design
40	AQHA	RANCH RIDING	YOUTH	Garage Roby Gruciani
42	AQHA	WESTERN RIDING	OPEN	LAVAZZA
44	NRHA	REINING	LTD. NON PRO	Écuries Hoffmann
45	NRHA	REINING	INT. NON PRO	Écuries Hoffmann
46	NRHA	REINING	LTD OPEN	W&S 4 horses sarl EquiTrek
47	NRHA	REINING	INT. OPEN	W&S 4 horses sarl EquiTrek
49	WRAL	WESTERN HORSEMANSHIP	AMATEUR	BGL
50	AQHA	WESTERN HORSEMANSHIP	YOUTH	Hanserhof Newel
53	FLSE	CHAMPION FINALS REINING	OPEN	Reitsport Perl, Moll Creek Ranch
54	FLSE	CHAMPION FINALS REINING	YOUTH	Time Fit Ellange, Moll Creek Ranch
55	FLSE	CHAMPION FINALS TRAIL	OPEN	Reitsport Perl, Moll Creek Ranch
56	FLSE	CHAMPION FINALS TRAIL	YOUTH	Time Fit Ellange, Moll Creek Ranch
57	FLSE	CHAMPION FINALS RANCH RIDING	OPEN	Reitsport Perl, Moll Creek Ranch
58	FLSE	CHAMPION FINALS W. PLEASURE	OPEN	Reitsport Perl, Moll Creek Ranch
59	FLSE	CHAMPION FINALS W. PLEASURE	YOUTH	Time Fit Ellange, Moll Creek Ranch
60	WRAL	FREESTYLE REINING/Trail/ SHS	OPEN	Leopard
		HALTER	OPEN	Baumert
		HALTER	AMATEUR	BGL
91	WRAL	SHOWMANSHIP AT HALTER	BEGINNER	Equiva Mersch
92	WRAL	SHOWMANSHIP AT HALTER	AMATEUR	Berendsohn
94	AQHA	SHOWMANSHIP AT HALTER	YOUTH	Arendt Constuctions Metallic
98	AQHA	TRAIL	YOUTH	Arendt Constuctions Metallic
100	WRAL	LEADLINE	YOUTH	Nah und Frisch Hülpes
101	WRAL	REINING	AMATEUR	Marcel Kockelmann
103	PHAL	REINING	OPEN	Peinture Philipps Sàrl
104	AQHA	REINING	YOUTH	Baumert
106	WRAL	WESTERN PLEASURE	BEGINNER	Moll Creek Ranch
107	WRAL	WESTERN PLEASURE	AMATEUR	Garage Roby Gruciani
110	AQHA	WESTERN PLEASURE	YOUTH	Garage Roby Gruciani
111	AQHA	WESTERN HORSEMANSHIP	AMATEUR	Equiva Mersch
113	WRAL	RANCH RIDING	AMATEUR	Maroldt
115	NRHA	REINING	NON-PRO	W&S 4 horses Sàrl EquiTrek
116	NRHA	REINING	OPEN	W&S 4 horses Sàrl EquiTrek

Thank you!

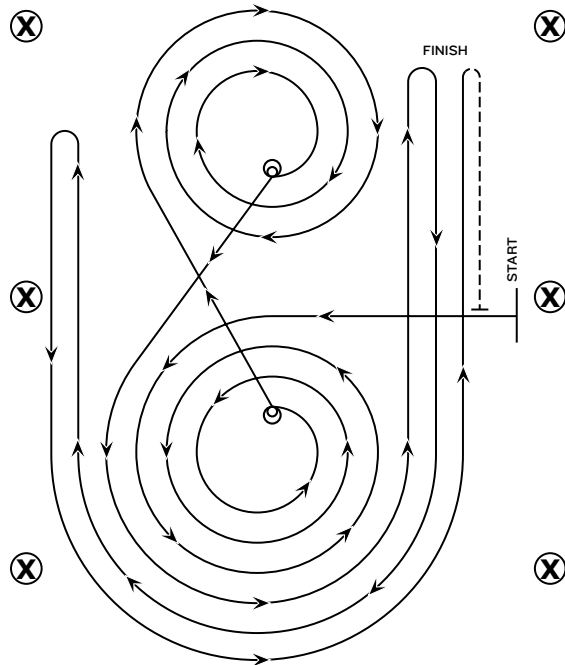
Thank you to all of our sponsors and friends for the generous support and to all participants who make our shows a big success! **Interested in becoming a sponsor?** Please contact us: win@baumert-ent.lu



LUXEBURG SUMMER SHOW 2016

CRI 1* Reining (SENIOR / FEI PATTERN 1A)

Show Date: 07-22-2016



Pattern 1A

Horses may walk or jog to the center of the arena. Horses must walk or stop prior to starting the pattern. Beginning at the center of the arena facing the left wall or fence.

1. Beginning on left lead, complete three circles to the left: the first two circles large and fast; the third circle small and slow. Stop at center of the arena. Hesitate.
2. Complete four spins to the left. Hesitate.
3. Beginning on right lead, complete three circles to the right: the first two circles large and fast; the third circle small and slow. Stop at center of the arena. Hesitate.
4. Complete four spins to the right. Hesitate.
5. Beginning on left lead, go around the end of the arena, run down the right side of the arena past center marker, stop and roll back right.
6. Continue around the end of the arena to run down the left side of the arena past the center marker, stop and roll back to the left.
7. Continue around the end of the arena and run down the right side of the arena past the center marker. Stop and back up.

Rider must dismount and drop the bridle to the designated judge.

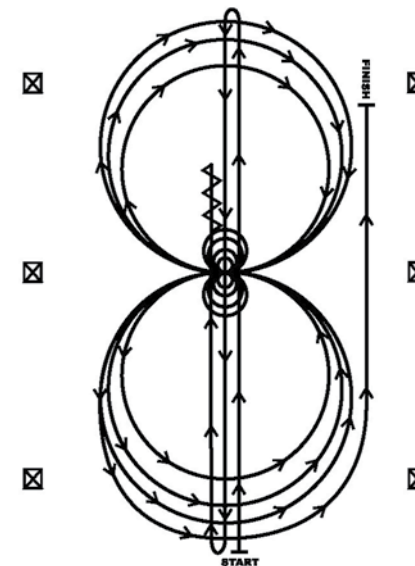
LUXEBURG SUMMER SHOW 2016

CRI 2** Reining (SENIOR / FEI PATTERN 1)

Show Date: 07-22-2016

PATTERN

1



1. Run at speed to the far end of the arena past the end marker and do a left rollback—no hesitation.
2. Run to the opposite end of the arena past the end marker and do a right rollback—no hesitation.
3. Run past the center marker and do a sliding stop. Back up to center of the arena or at least ten feet (three meters). Hesitate.
4. Complete four spins to the right. Hesitate.
5. Complete four and one-quarter spins to the left so that horse is facing left wall or fence. Hesitate.
6. Beginning on the left lead, complete three circles to the left: the first circle large and fast; the second circle small and slow; the third circle large and fast. Change leads at the center of the arena.
7. Complete three circles to the right: the first circle large and fast; the second circle small and slow; the third circle large and fast. Change leads at the center of the arena.
8. Begin a large circle to the left but do not close this circle. Run straight up the right side of the arena past the center marker and do a sliding stop at least twenty feet (six meters) from wall or fence. Hesitate to demonstrate the completion of the pattern.

LUXEBURG SUMMER SHOW 2016

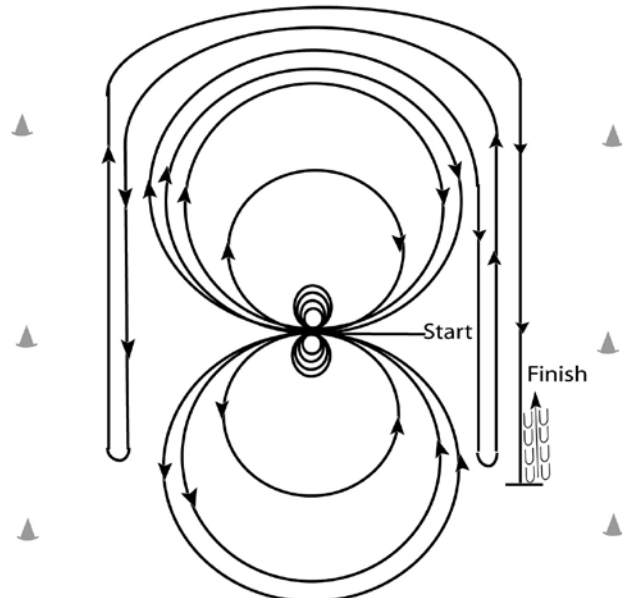
3/ WRAL/ Reining/ (Any Horse Any Rider/ Open/ Pattern 8)

101/ WRAL/ 3401/ Reining/ (Amateur/ Pattern 8)

102/ AQHA/ Junior Reining/ (Open/ Pattern 8)

103/ APHA/ RNG1/ Reining (Open/ Pattern 8)

Show Date: 07-24-2016



Horses must walk or stop prior to starting pattern. Beginning at the center of the arena facing the left wall or fence.

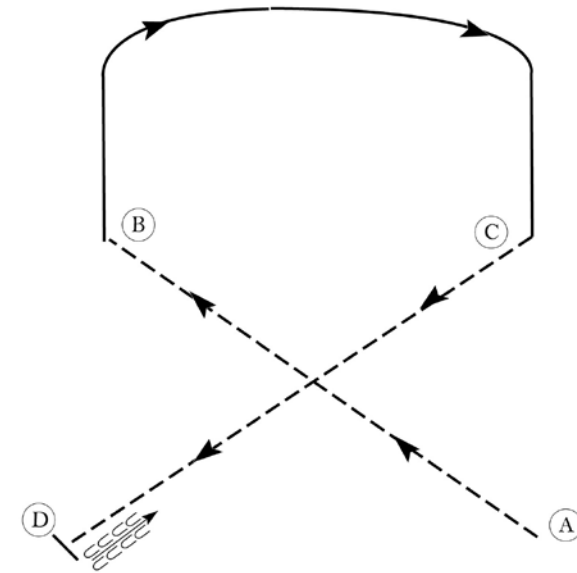
1. Complete four spins to the left.
 2. Complete four spins to the right. Hesitate.
 3. Beginning on the right lead, complete three circles to the right: the first circle large and fast; the second circle small and slow; the third circle large and fast. Change leads at the center of the arena.
 4. Complete three circles to the left: the first circle large and fast; the second circle small and slow; the third circle large and fast. Change leads at the center of the arena.
 5. Begin a large fast circle to the right but do not close this circle. Run straight down the right side of the arena past the center marker and do a left rollback at least twenty feet (6.09m) from the wall or fence – no hesitation.
 6. Continue back around the previous circle but do not close this circle. Run down the left side of the arena past the center marker and do a right rollback at least twenty feet (6.09m) from the wall or fence – no hesitation.
 7. Continue back around the previous circle but do not close this circle. Run down the right side of the arena past the center marker and do a sliding stop at least twenty feet (6.09m) from the wall or fence. Back up at least ten feet (3m). Hesitate to demonstrate completion of the pattern.
- Rider may drop bridle to the designated judge.

[R/AQHAP-8]

LUXEBURG SUMMER SHOW 2016

9/ AQHA/ 452000/ Hunt Seat Equitation/ (Youth)

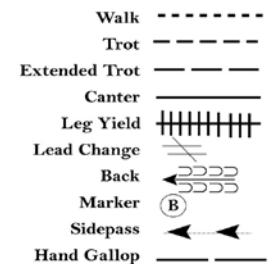
Show Date: 07-23-2016



Be ready at A.

1. Posting trot on the left diagonal to B.
2. Canter right lead to C.
3. Posting trot on the right diagonal 1/2 way to D.
4. Sitting trot to D.
5. Halt at D and back approximately one horse length.

Exit at a sitting trot.



[HSE/1-23]

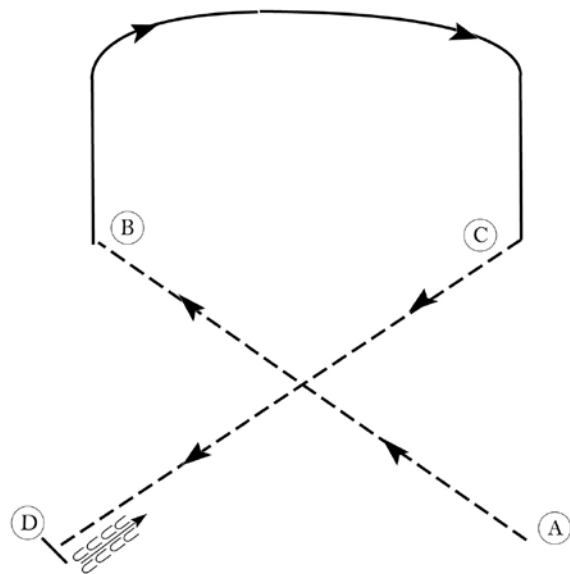
Pattern Provided by:
WRAL QHAL PHAL

©2016 HorseShowPatterns.com. All Rights Reserved.

LUXEBURG SUMMER SHOW 2016

10/ AQHA/ 252002/ Hunt Seat Equitation/ (Novice Amateur)

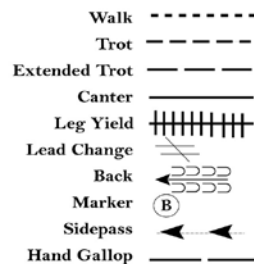
Show Date: 07-23-2016



Be ready at A.

1. Posting trot on the left diagonal to B.
2. Canter right lead to C.
3. Posting trot on the right diagonal 1/2 way to D.
4. Sitting trot to D.
5. Halt at D and back approximately one horse length.

Exit at a sitting trot.



[HSE/1-23]

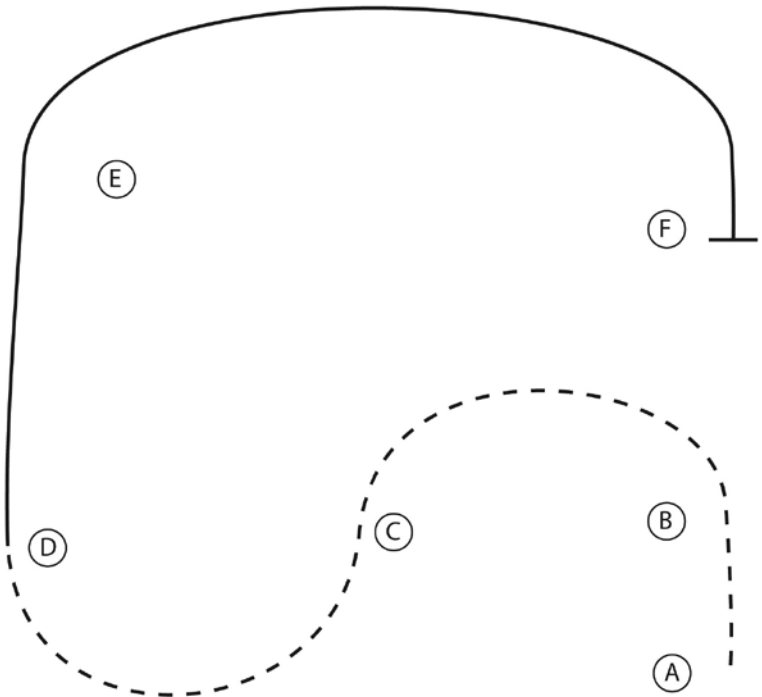
Pattern Provided by:
WRAL QHAL PHAL

©2016 HorseShowPatterns.com. All Rights Reserved.

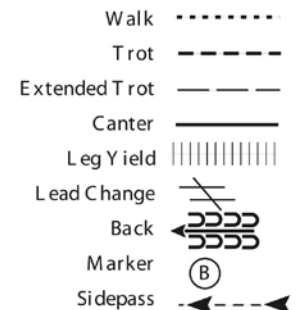
LUXEBURG SUMMER SHOW 2016

11/ AQHA/ 252000/ Hunt Seat Equitation/ (Amateur)

Show Date: 07-23-2016



1. Sitting trot A to B
2. At B posting trot in a half circle to C and a half circle to D performing proper changes of diagonal
3. At D canter on the left lead to E
4. At E continue in a counter canter to F
5. Stop at F



[HSE/2-5]

Pattern Provided by:
WRAL QHAL PHAL

©2016 HorseShowPatterns.com. All Rights Reserved.

LUXEMBURG SUMMER SHOW 2016

12/AQHA/134004/GREEN REINING/OPEN

13/NRHA/2930/Snaffle Hack 4&U \$250added Pattern 13/OPEN

14/NRHA /2960/Snaffle Hack. 5&u \$100added Pattern 13/NON-PRO

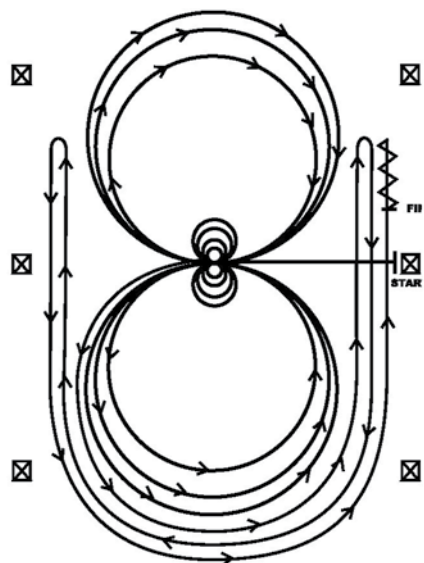
15/NRHA /5310/Reining \$50 ADDED/Pattern 13/ROOKIE L2

30/NRHA/3100/Reining 20\$ ADDED/ PATTERN 13/YOUTH 13 U.

31/NRHA/3200/Reining 20\$ ADDED/PATTERN 13/YOUTH 14-18

PATTERN

13



Horses must walk or stop prior to starting pattern. Beginning at the center of the arena facing the left wall or fence.

1. Beginning on the left lead, complete two circles to the left: the first circle large and fast; the second circle small and slow. Stop at the center of the arena

2. Complete four spins to the left. Hesitate.

3. Beginning on the right lead, complete two circles to the right: the first being large and fast; the second circle small and slow. Stop at the center of the arena.

4. Complete four spins to the right. Hesitate.

5. Beginning on the left lead, run a large fast circle to the left, change leads at the center of the arena, run a large fast circle to the right, and change leads at the center of the arena.

6. Continue around previous circle to the left but do not close this circle. Run up the right side of the arena past the center marker and do a right rollback at least 20 feet (6meters) from the wall or fence-no hesitation.

7. Continue around previous circle but do not close this circle. Run up the left side of the arena past the center marker and do a left rollback at least 20 feet (6 meters) from the wall or fence-no hesitation.

8. Continue back around previous circle but do not close this circle. Run up the right side of the arena past the center marker and do a sliding stop at least 20 feet (6 meters) from the wall or fence. Back up at least 10 feet (3 meters).

Hesitate to demonstrate completion of the pattern. Rider may drop bridle to the designated judge.



„Eine saubere Verarbeitung, optimale Passgenauigkeit und die Liebe zum Detail sind die Grundlagen für einen perfekten Sattel.“ Moritz Stegmann

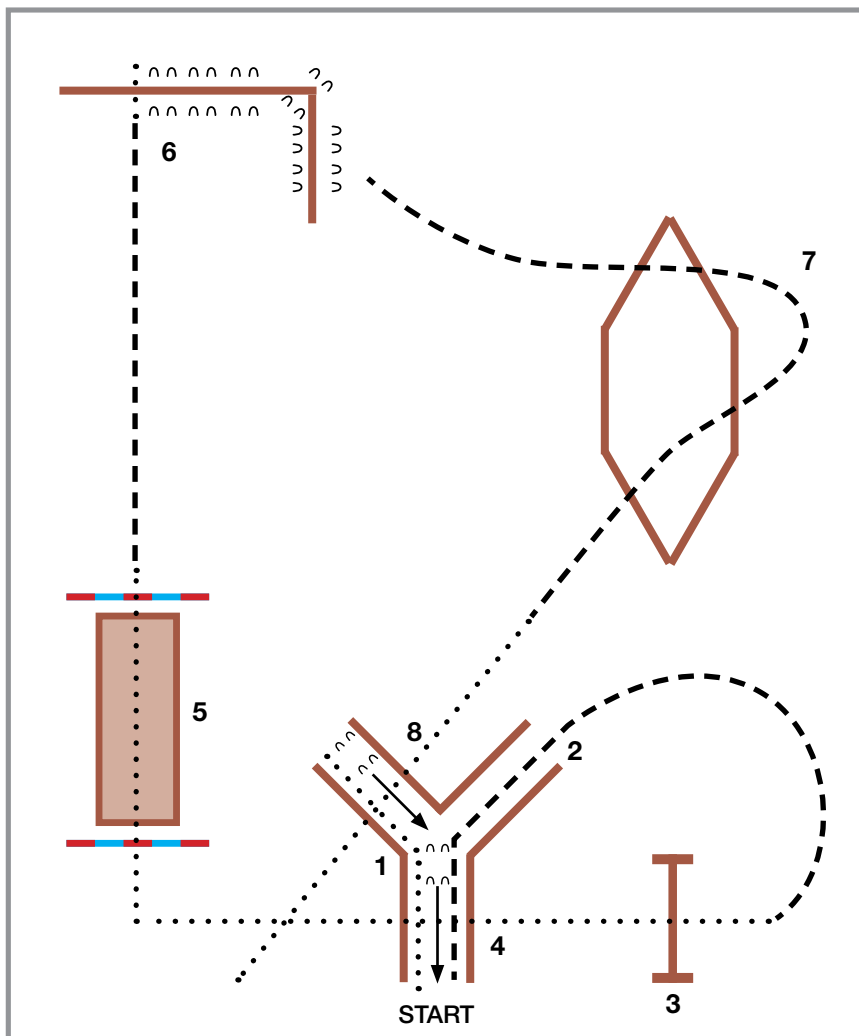


STEGMANN
saddlery

Carl-Zeiss-Straße 2a | 63785 Obernburg
Telefon: 06022-2086190 | Telefax: 06022-2086191
www.stegmann-saddlery.de

LUXEMBURG SUMMER SHOW 2016

16/WRAL/3812/TRAIL/WALK-TROT/BEGINNER



- 1) WALK INTO CHUTE + BACK
- 2) JOG OUT OF CHUTE
- 3) GATE
- 4) WALK POLES

- 5) WALK POLES + BRIDGE
- 6) JOG, SIDE PASS RIGHT
- 7) JOG POLES
- 8) WALK POLES



FASSADENFEST.

Sie wärmt. Sie zeigt sich von ihrer besten Seite. Sie ist eine wahre Augenweide: Ihre Fassade – aus unseren Händen!

Rufen Sie uns an!

Peinture Phillipps Sàrl

7, rue de Godbrange

L-6118 Junglinster

Tel.: 00352 / 42 64 95

3, rue de la Déportation

L-1415 Luxembourg Hollerich

Tel.: 00352 / 42 64 95-40

FASSADENPROGRAMM.

- Wärmedämm-Verbundsysteme – Planung und Montage
- Fassadenputze
- Fassadensanierung
- Fassadengestaltung

info@phillipps.lu

www.phillipps.lu



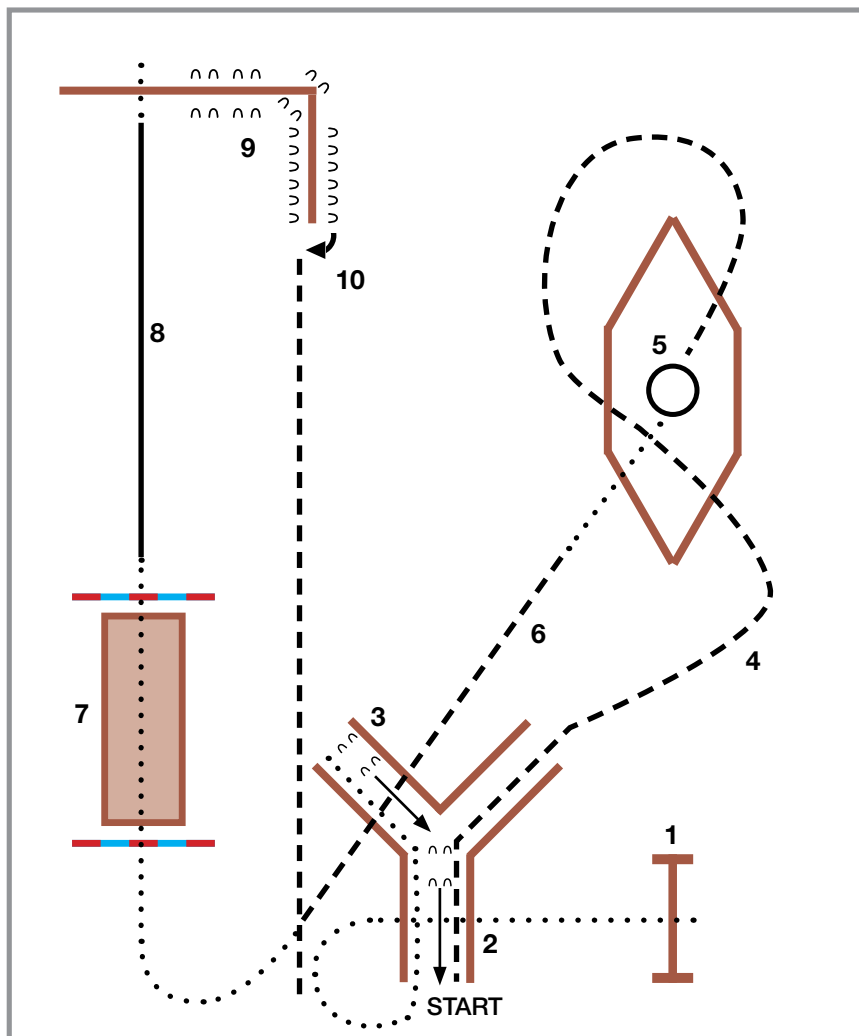
LUXEBURG SUMMER SHOW 2016

17/AQHA/138004/GREEN TRAIL/OPEN

19/WRAL/3801/TRAIL /AMATEUR

22/WRAL/FLSE/3804/TRAIL/1st Go /YOUTH

56/FLSE/3806/TRAIL Championship Finals/YOUTH

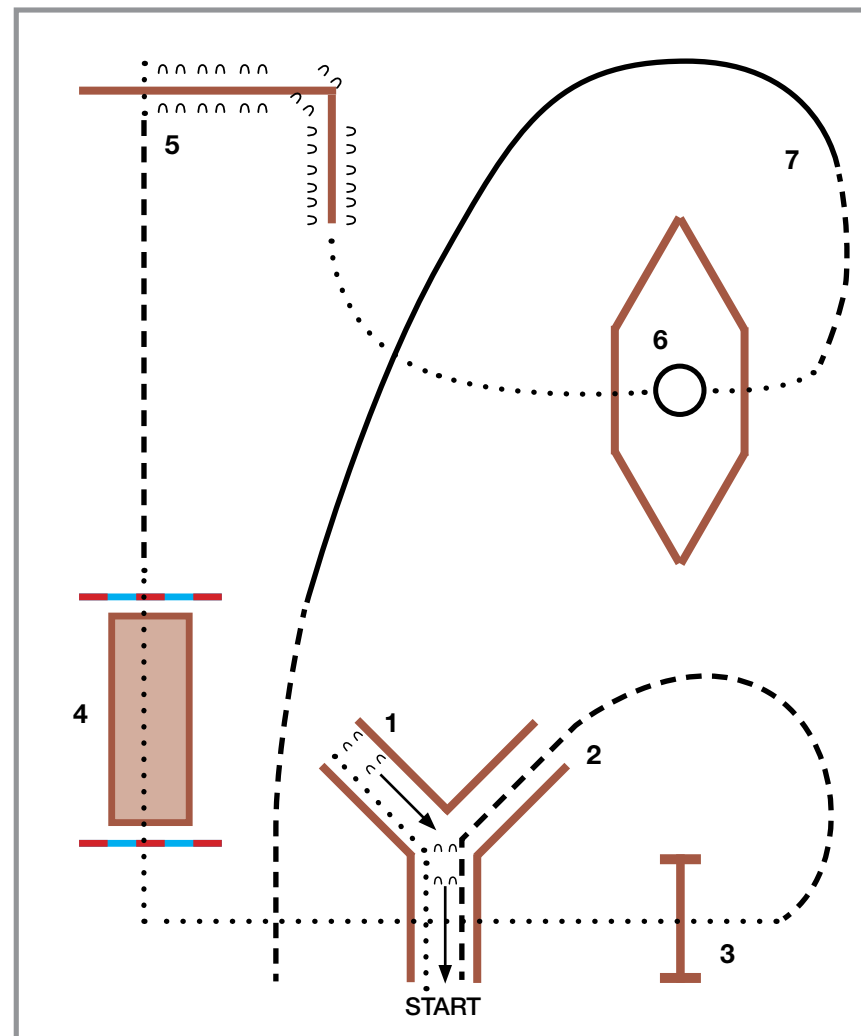


- | | |
|-----------------------------|---------------------------|
| 1) GATE | 6) WALK + JOG OVER POLES |
| 2) WALK POLES | 7) WALK POLES + BRIDGE |
| 3) WALK INTO CHUTE AND BACK | 8) LOPE RIGHT |
| 4) JOG OUT + OVER POLES | 9) SIDE PASS |
| 5) TURN 360° EITHER WAY | 10) ¼ TURN RIGHT, JOG OUT |

LUXEBURG SUMMER SHOW 2016

18/WRAL/3802/TRAIL /BEGINNER

21/AQHA/238002/TRAIL /Novice Amat



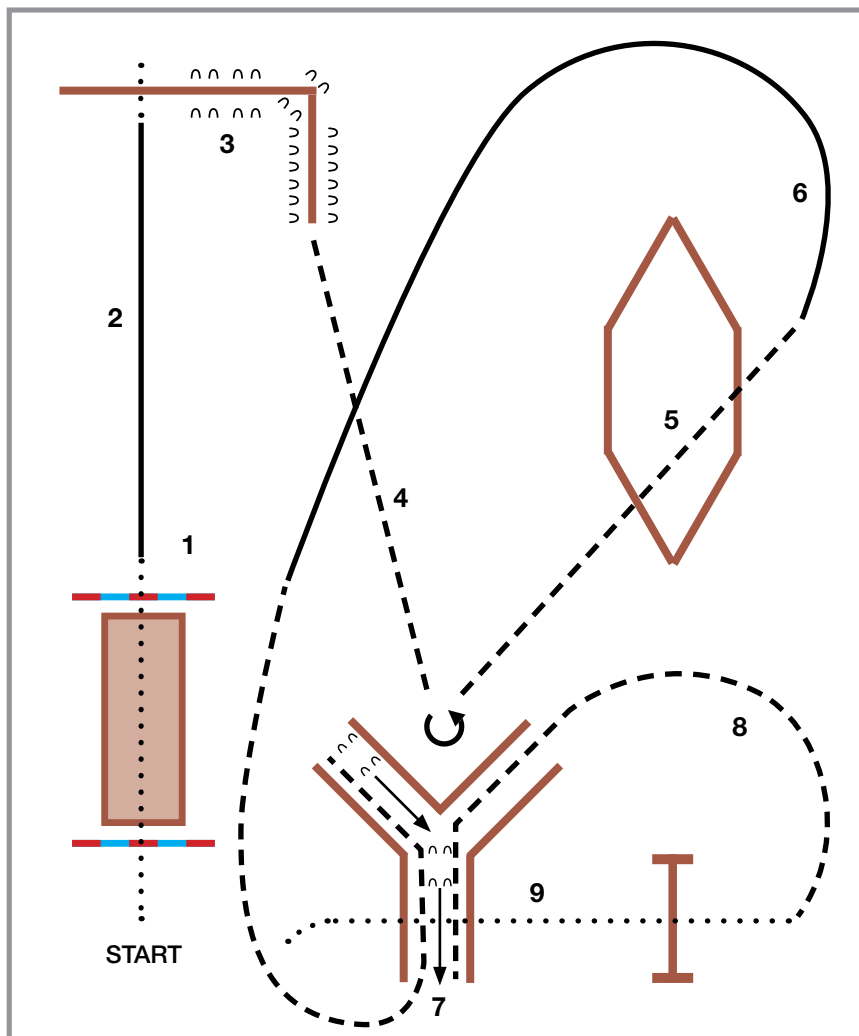
- | | |
|---------------------------|--------------------------------|
| 1) WALK INTO CHUTE + BACK | 5) JOG +SIDE PASS RIGHT |
| 2) JOG OUT | 6) WALK POLE + 360° + WALK OUT |
| 3) GATE EITHER WAY | 7) JOG + LOPE LEFT LEAD, JOG |
| 4) WALK POLES + BRIDGE | |

LUXEMBURG SUMMER SHOW 2016

20/APHA/TRL1/TRAIL /OPEN

23/WRAL/FLSE/380/TRAIL/1st Go /OPEN

55/FLSE/3805/TRAIL Championship Finals/OPEN



1) WALK POLES + BRIDGE

2) LOPE RIGHT LEAD

3) SIDE PASS RIGHT

4) JOG 3/4 TURN

5) JOG POLES

6) LOPE LEFT LEAD

7) JOG INTO CHUTE + BACK

8) JOG OUT + GATE

9) WALK POLES

EIFEL PferdeZAHNFEE

Equine Dentist Sabine Pauly

Pferdezahnbehandlungen

Telefon: 0171-8092541 • Deudesfeld

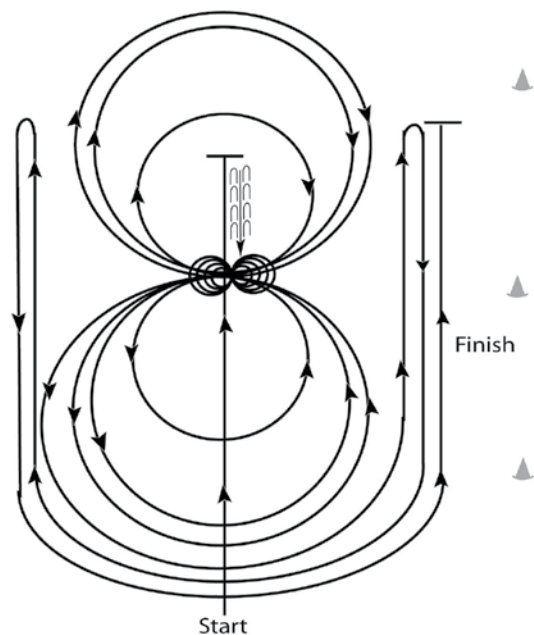
www.eifel-pferdezahnfee.de

LAVAZZA

LUXEMBURG SUMMER SHOW 2016

27/WRAL-FLSE/ 340/ 1 GO Reining/ (OPEN/ Pattern/ Pattern 9)

Show Date: 07-23-2016



1. Run past the center marker and do a sliding stop. Back up to the center of the arena or at least ten feet (3m). Hesitate.
 2. Complete four spins to the right.
 3. Complete four and one-quarter spins to the left so that horse is facing the left wall or fence. Hesitate.
 4. Beginning on the left lead, complete three circles to the left: the first circle small and slow; the next two circles large and fast. Change leads at the center of the arena.
 5. Complete three circles to the right: the first circle small and slow; the next two circles large and fast. Change leads at the center of the arena.
 6. Begin a large fast circle to the left but do not close this circle. Run up the right side of the arena past the center marker and do a right rollback at least twenty feet (6.09m) from the wall or fence – no hesitation.
 7. Continue back around the previous circle but do not close this circle. Run up the left side of the arena past the center marker and do a left rollback at least twenty feet (6.09m) from the wall or fence – no hesitation.
 8. Continue back around previous circle but do not close this circle. Run up right side of the arena past the center marker and do a sliding stop at least twenty feet (6.09m) from the wall or fence. Hesitate to demonstrate completion of the pattern.
- Rider may drop bridle to the designated judge.

[R/AQHAP-9]

Pattern Provided by:
WRAL QHAL PHAL

©2016 HorseShowPatterns.com. All Rights Reserved.

12. ARELERSTROOSS
L-8539 HUTTANGE

Join us on Facebook
TEL - 621173145

OAK LEAF SALOON
RENTAL SALOON
FOR YOUR FESTIVITY

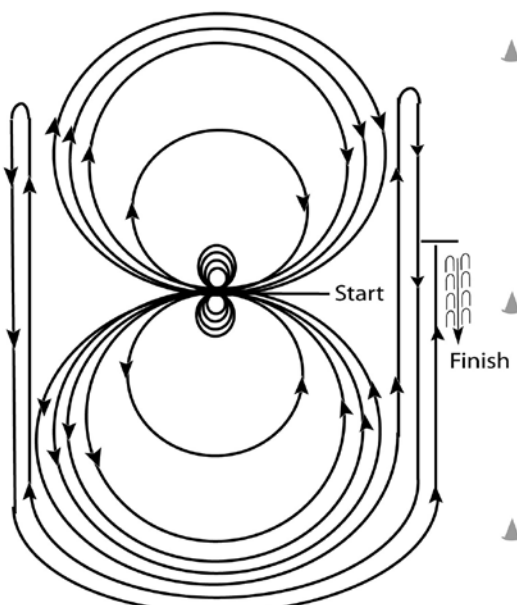
WESTERN STORE
SADDLES, TACK, BOOTS, SHIRTS,
JEANS, HATS AND MORE

FOUR OAKS HOTEL
BED & BREAKFAST

LUXEMBURG SUMMER SHOW 2016

28/ WRAL-FLSE/ 3404/ 1 GO Reining/ (Youth/ Pattern 5)
 43/AQHA/ 234000/ Reining/ (Amateur/ Pattern 5)
 53/ FLSE/ 3405/ FINALS Reining/ (OPEN/ Pattern 5)
 54/ FLSE/ 3406/ FINALS Reining/ (YOUTH/ Pattern 5)
 104/ AQHA/ 434000/ Reining/ (Youth/ Pattern 5)
 105/ AQHA/ 234002/ Reining/ (Novice Amateur/ Pattern 5)

Show Date: 07-24-2016



Horses must walk or stop prior to starting pattern. Beginning at the center of the arena facing the left wall or fence.

1. Beginning on the left lead, complete three circles to the left: the first two circles large and fast; the third circle small and slow. Stop at the center of the arena.
2. Complete four spins to the left. Hesitate.
3. Beginning on the right lead, complete three circles to the right: the first two circles large and fast; the third circle small and slow. Stop at the center of the arena.
4. Complete four spins to the right. Hesitate.
5. Beginning on the left lead, run a large fast circle to the left, change leads at the center of the arena, run a large fast circle to the right, and change leads at the center of the arena.
6. Continue around previous circle to the left but do not close this circle. Run up the right side of the arena past the center marker and do a right rollback at least twenty feet (6.09m) from the wall or fence – no hesitation.
7. Continue around previous circle but do not close this circle. Run up the left side of the arena past the center marker and do a left rollback at least twenty feet (6.09m) from the wall or fence – no hesitation.
8. Continue back around previous circle but do not close this circle. Run up the right side of the arena past the center marker and do a sliding stop at least twenty feet (6.09m) from the wall or fence. Back up at least ten feet (3m). Hesitate to demonstrate completion of the pattern.

Rider may drop bridle to the designated judge.

[R/AQHAP-5]



D.G. Rendiel
Western-Store

Tack & Showoutfits

Sophienstraße 1
 DE 66557 Illingen-Uchtelfangen
 Telefon: +49 (0) 68 25 - 40 41 239
 Mobil: +49 (0) 163 - 24 55 697
 Fax: +49 (0) 68 25 - 40 41 239
 D.G.Rendiel69@gmx.de

www.Rendiel-Westernstore.de

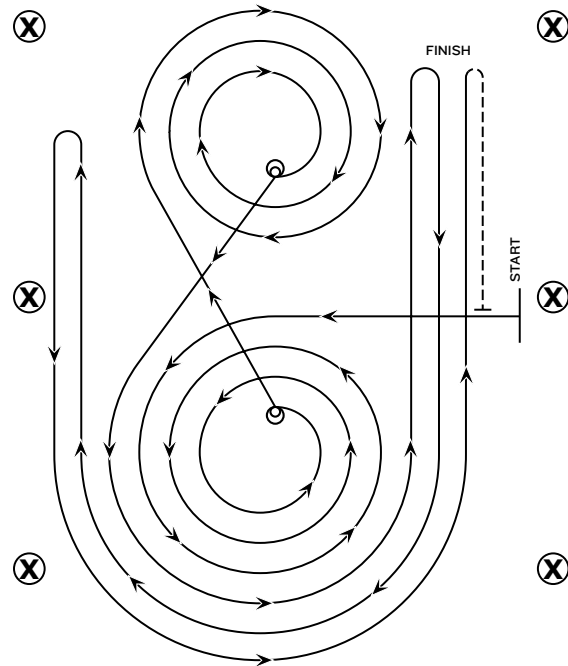
...und hier vor Ort für Sie da!



LUXEMBURG SUMMER SHOW 2016

29/ WRAL/ 3402/ REINING / BEGINNER

Show Date: 07-23-2016



Pattern IA

Horses may walk or jog to the center of the arena. Horses must walk or stop prior to starting the pattern. Beginning at the center of the arena facing the left wall or fence.

1. Beginning on left lead, complete three circles to the left: the first two circles large and fast; the third circle small and slow. Stop at center of the arena. Hesitate.
2. Complete four spins to the left. Hesitate.
3. Beginning on right lead, complete three circles to the right: the first two circles large and fast; the third circle small and slow. Stop at center of the arena. Hesitate.
4. Complete four spins to the right. Hesitate.
5. Beginning on left lead, go around the end of the arena, run down the right side of the arena past center marker, stop and roll back right.
6. Continue around the end of the arena to run down the left side of the arena past the center marker, stop and roll back to the left.
7. Continue around the end of the arena and run down the right side of the arena past the center marker. Stop and back up.

Rider must dismount and drop the bridle to the designated judge.

HICKORY MOONSHINE

Ein Decksprung für die bestplatzierte Stute in der
Amateur Reining/Ranch Riding im Circuit 2016



POWERED BY
EQUI VENUE
WWW.EQUIVENUE.COM

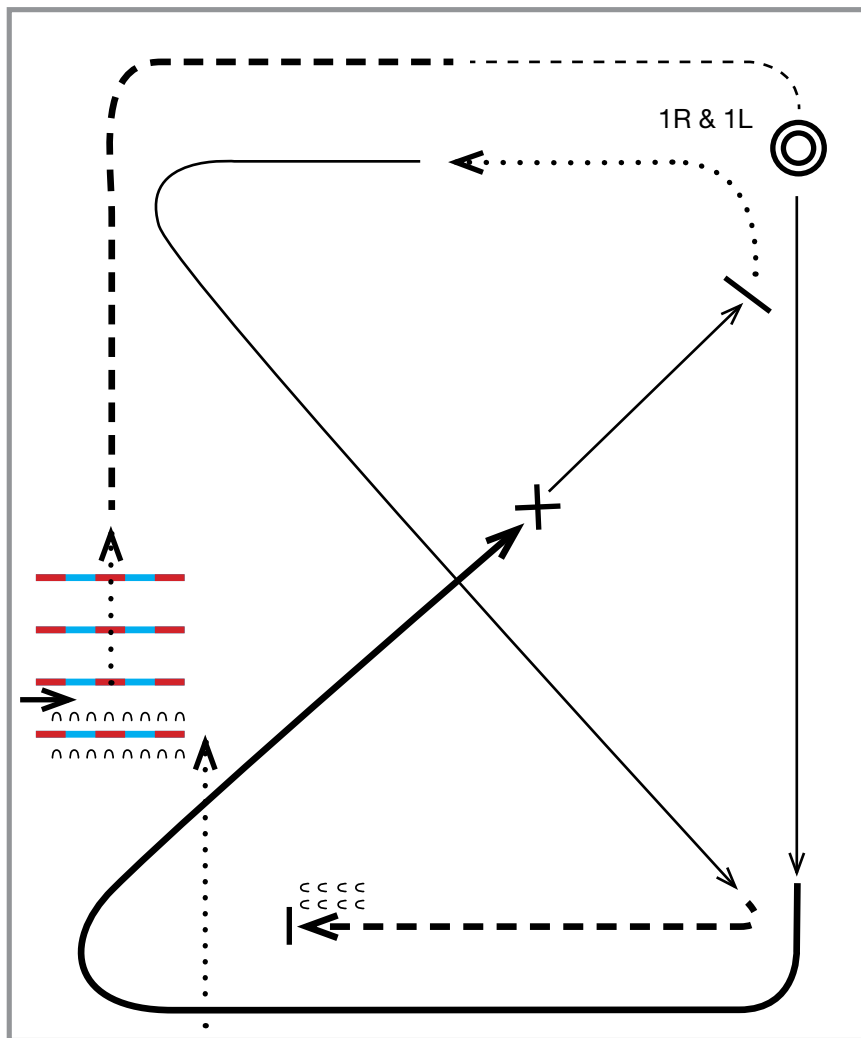
HANSERHOF-NEWEL.DE

LUXEBURG SUMMER SHOW 2016

39/AQHA/243002/RANCH RIDING/Novice Amat

40/AQHA/443000/RANCH RIDING/YOUTH

112/AQHA/143000/RANCH RIDING/OPEN



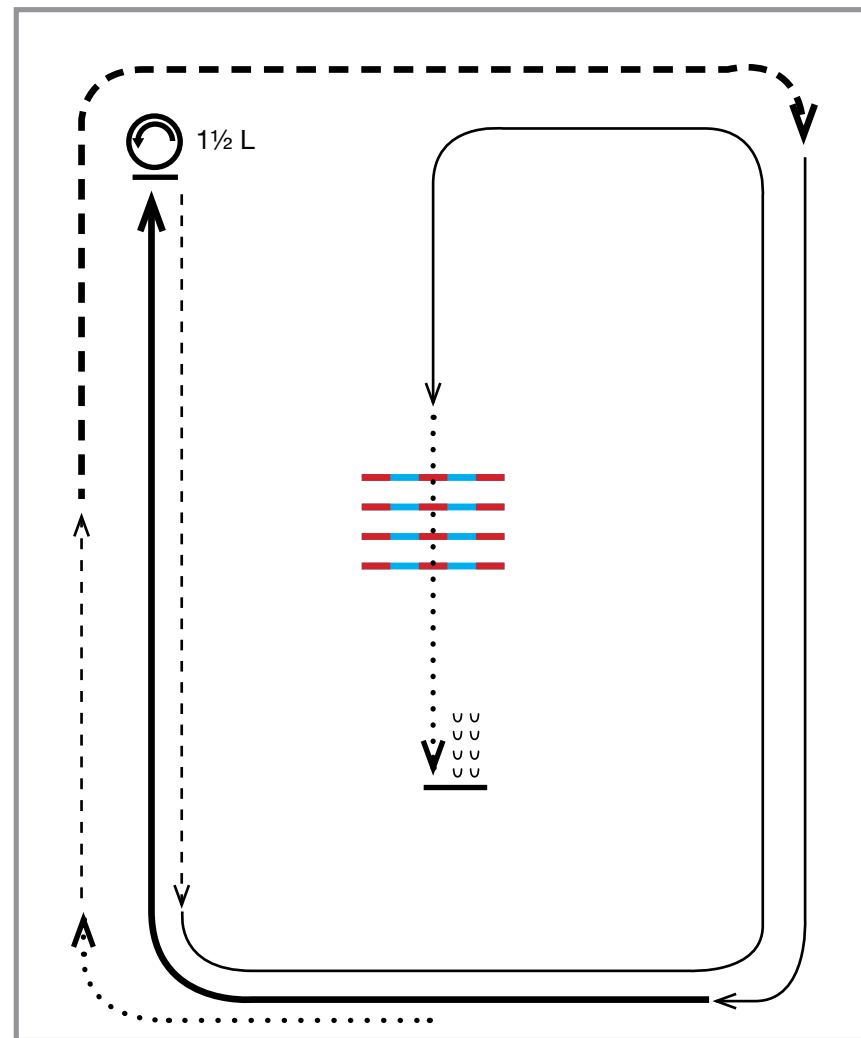
- 1) WALK IN STOP
- 2) SIDE PASS LEFT ACROSS FIRST LOG, SIDE PASS, 1/2 WAY TO THE RIGHT
- 3) WALK ACROSS LOGS
- 4) EXT JOG AROUND CORNER UP TO HALF WAY
- 5) JOG AROUND CORNER
- 6) 360° TURN LEFT & RIGHT EITHER DIRECTION
- 7) LOPE ON RIGHT LEAD DOWN THE LONG SIDE
- 8) EXTENDED LOPE
- 9) CHANGE LEADS SIMPLE OR FLYING LOPE
- 10) STOP, HESITATE WALK
- 11) LOPE LEFT LEAD AROUND THE CORNER ACROSS THE ARENA
- 12) EXTENDED JOG
- 13) STOP & BACK

LUXEBURG SUMMER SHOW 2016

37/WRAL/4302/RANCH RIDING/BEGINNER

41/AQHA/243000/RANCH RIDING/AMATEUR

113/WRAL/4301/RANCH RIDING/AMATEUR

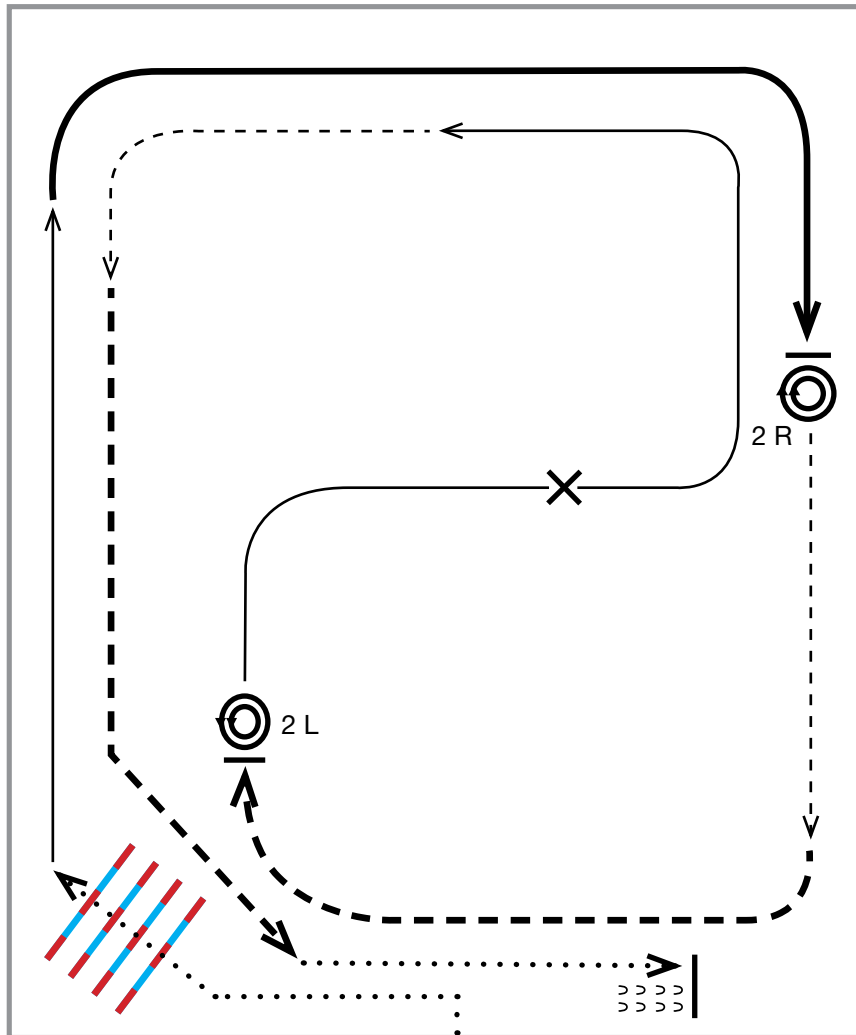


- 1) WALK
- 2) JOG
- 3) EXTENDED JOG
- 4) LOPE RIGHT LEAD
- 5) EXTENDED LOPE
- 6) STOP 1 1/2 TURN LEFT
- 7) JOG
- 8) LOPE LEFT LEAD
- 9) WALK POLES
- 10) STOP & BACK

LUXEBURG SUMMER SHOW 2016

36/WRAL/FLSE/4209/RANCH RIDING/1st Go /OPEN
38/APHA/RHP1/Ranch Riding/Open

Show Date: 07-23-2016

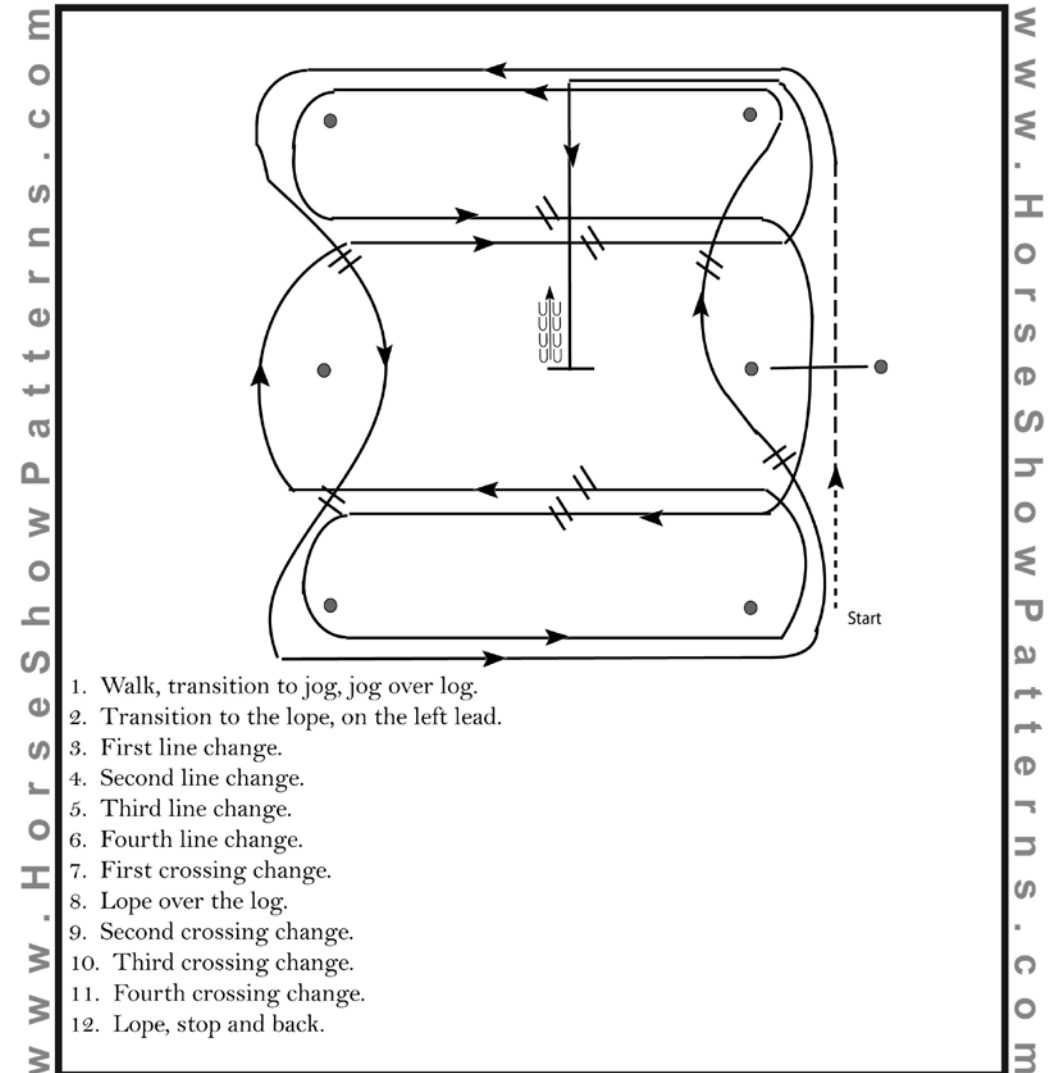


- | | |
|-------------------------|--|
| 1) WALK POLES | 8) LOPE RIGHT LEAD CHANGE LEADS (SIMPLE OR FLYING) |
| 2) LOPE RIGHT LEAD | 9) LOPE LEFT LEAD |
| 3) EXTENDED LOPE | 10) JOG |
| 4) STOP, 2 X 360° RIGHT | 11) EXTENDED JOG |
| 5) JOG | 12) WALK, STOP & BACK |
| 6) EXTENDED JOG | |
| 7) STOP, 2X 360° LEFT | |

LUXEBURG SUMMER SHOW 2016

42/ AQHA/ 136000/ Western Riding/ (Open/ Pattern 5 aqha)

Show Date: 07-23-2016



1. Walk, transition to jog, jog over log.
2. Transition to the lope, on the left lead.
3. First line change.
4. Second line change.
5. Third line change.
6. Fourth line change.
7. First crossing change.
8. Lope over the log.
9. Second crossing change.
10. Third crossing change.
11. Fourth crossing change.
12. Lope, stop and back.

Pattern Provided by:
WRAL QHAL PHAL

©2016 HorseShowPatterns.com. All Rights Reserved.

[WR/OP-5]

Effizient und attraktiv – auch im Preis:
Vitodens 200-W.



Gas-Brennwert-Wandgerät
mit beispielhaftem Preis-
Leistungs-Verhältnis:

- Maximale Energieausnutzung auf kleinstem Raum
- Langlebige Inox-Radial-Heizfläche aus Edelstahl
- Besonders für den Einsatz im Geschoss-Wohnungsbau geeignet

VIESSMANN

Wir beraten Sie gern:

CHAUFFAGE • SANITAIRE
Baumert



CHAUFFAGE • SANITAIRE
Baumert

WWW.BAUMERT-ENT.LU



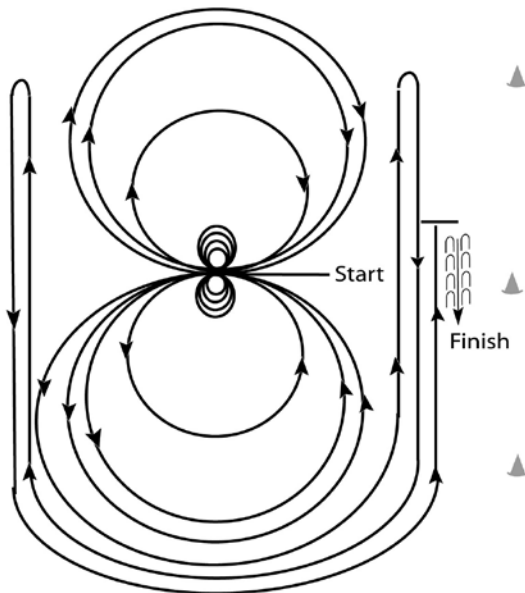
BGL
BNP PARIBAS

LUXEMBURG SUMMER SHOW 2016

44/ NRHA/ 1600/ Reining/ (100\$ added/ LTD Non-Pro/ Pattern 6)

45/ NRHA/ 1500/ Reining/ (100\$ added/ Inter. Non-Pro/ Pattern 6)

Show Date: 07-23-2016



Horses may walk or trot to the center of the arena. Beginning at the center of the arena facing the left wall or fence.

1. Complete four spins to the right.
 2. Complete four spins to the left. Hesitate.
 3. Beginning on the left lead, complete three circles to the left: the first two circles large and fast; the third circle small and slow. Change leads at the center of the arena.
 4. Complete three circles to the right: the first two circles large and fast; the third circle small and slow. Change leads at the center of the arena.
 5. Begin a large, fast circle to the left but do not close this circle. Run up the right side of the arena past the center marker and do a right rollback at least twenty feet (6.09m) from the wall or fence – no hesitation.
 6. Continue back around previous circle but do not close this circle. Run up the left side of the arena past the center marker and do a left rollback at least twenty feet (6.09m) from the wall or fence – no hesitation.
 7. Continue back around previous circle but do not close this circle. Run up the right side of the arena past the center marker and do a sliding stop at least twenty feet (6.09m) from the wall or fence. Back up at least ten feet (3m). Hesitate to demonstrate the completion of the pattern.
- Rider may dismount and drop bridle to the designated judge.

[R/NRHAP-6]

Pattern Provided by:

WRAL QHAL PHAL

©2016 HorseShowPatterns.com. All Rights Reserved.



TEAM WMB

Image nach Maß



KOLLEKTION 2014

Europa Allee 12 · 54343 Föhren

Tel. +49 (0) 65 02 / 99 65 72

Fax +49 (0) 65 02 / 99 69 430

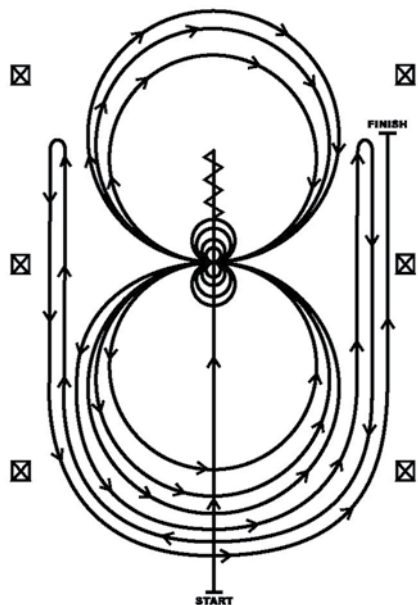
www.team-wmb.de · info@team-wmb.de

Promotion
Arbeitskleidung
Businesskleidung
Stickerei und Druck

LUXEMBURG SUMMER SHOW 2016
46/NRHA/1301/100\$ ADDED/PATTERN 12/LTD OPEN
47/NRHA/1200/100\$ ADDED/PATTERN 12/Inter.OPEN
Show Date: 07-22-2016

PATTERN

12



1. Run past the center marker and do a sliding stop. Back up to the center of the arena or at least 10 feet (3 meters). Hesitate.

2. Complete four spins to the right.

3. Complete four and one-quarter spins to the left so that the horse is facing the left wall or fence. Hesitate.

4. Beginning on the left lead, complete three circles to the left: the first two circles large and fast; the third circle small and slow. Change leads at the center of the arena.

5. Complete three circles to the right: the first two circles large and fast; the third circle small and slow. Change leads at the center for the arena.

6. Begin a large circle to the left but do not close this circle. Run up the right side of the arena past the center marker and do a right rollback at least 20 feet (6 meters) from the wall or fence-no hesitation.

7. Continue back around previous circle but to not close this circle. Run up the left side of the arena and past the center marker and do a left rollback at least 20 feet (6 meters) from the wall or fence-no hesitation.

8. Continue back around previous circle but do not close this circle. Run up the right side of the arena past the center marker and do a sliding stop at least 20 feet (6 meters) from the wall or fence.

Rider may drop bridle to the designated judge.



ANC. ETS CLOOS & KRAUS S.À.R.L.
SUCC.: SIEBENALLER ROMAIN & FILS

Machines agricoles, industrielles et espaces verts



Votre partenaire dans l'agriculture

ZAC Jauschwis
L-7759 ROOST

+352 85 92 92
www.clooskraus.lu



eQuiaktiv
|Osteopathie|Physiotherapie|

Vanessa Weiler
www.equi-aktiv.de
Tel. 0170 - 477 51 54

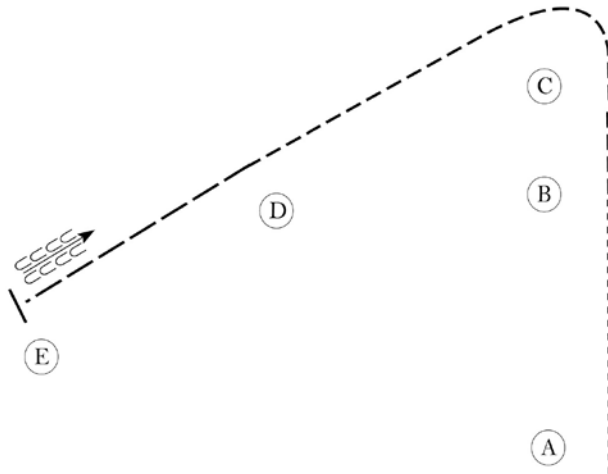
LUXEMBURG SUMMER SHOW 2016

48/ WRAL/ 2405/ Western Horsemanship/ (Beginner / Walk - Trot)

Show Date: 07-23-2016

www.HorseShowPatterns.com

www.HorseShowPatterns.com



Be ready at A.

1. Walk from A to B.
2. Jog from B, around C, and to D.
3. Extend the jog from D to E.
4. Stop at E and back approximately one horse length.

Follow the instructions of your ring steward.

Walk	-----
Jog	- - - - -
Extended Jog	=====
Lope	=====
Leg Yield	
Lead Change	
Back	←←←←←
Marker	ⓑ
Sidepass	←←←←←

[WH/WT-41]

Pattern Provided by:
WRAL QHAL PHAL

©2016 HorseShowPatterns.com. All Rights Reserved.



NATURE 0 POWER

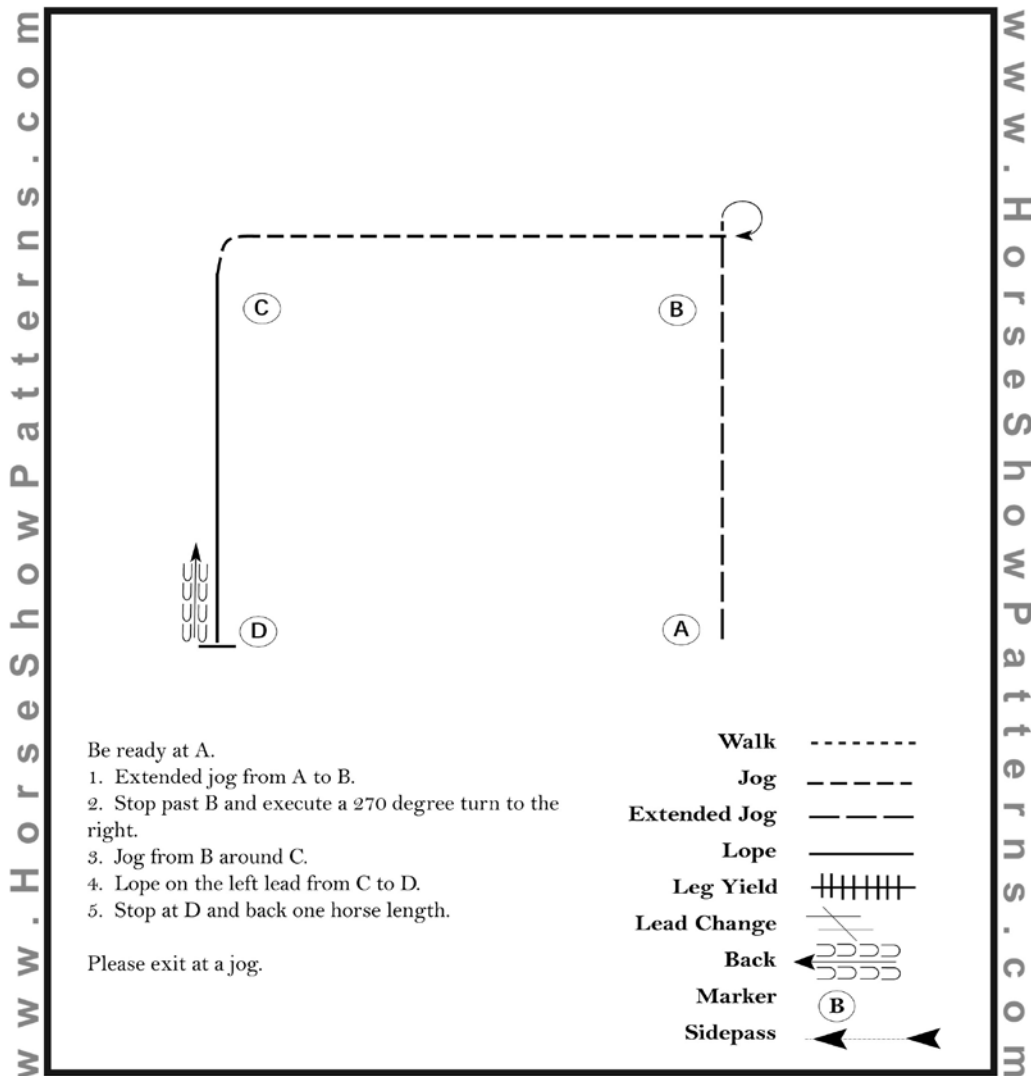


WWW.LEOPARDNATURAL.COM

LUXEMBURG SUMMER SHOW 2016

49/ WRAL/ 2401/ Western Horsemanship/ (Amateur)

Show Date: 07-23-2016



[WH/1-23]

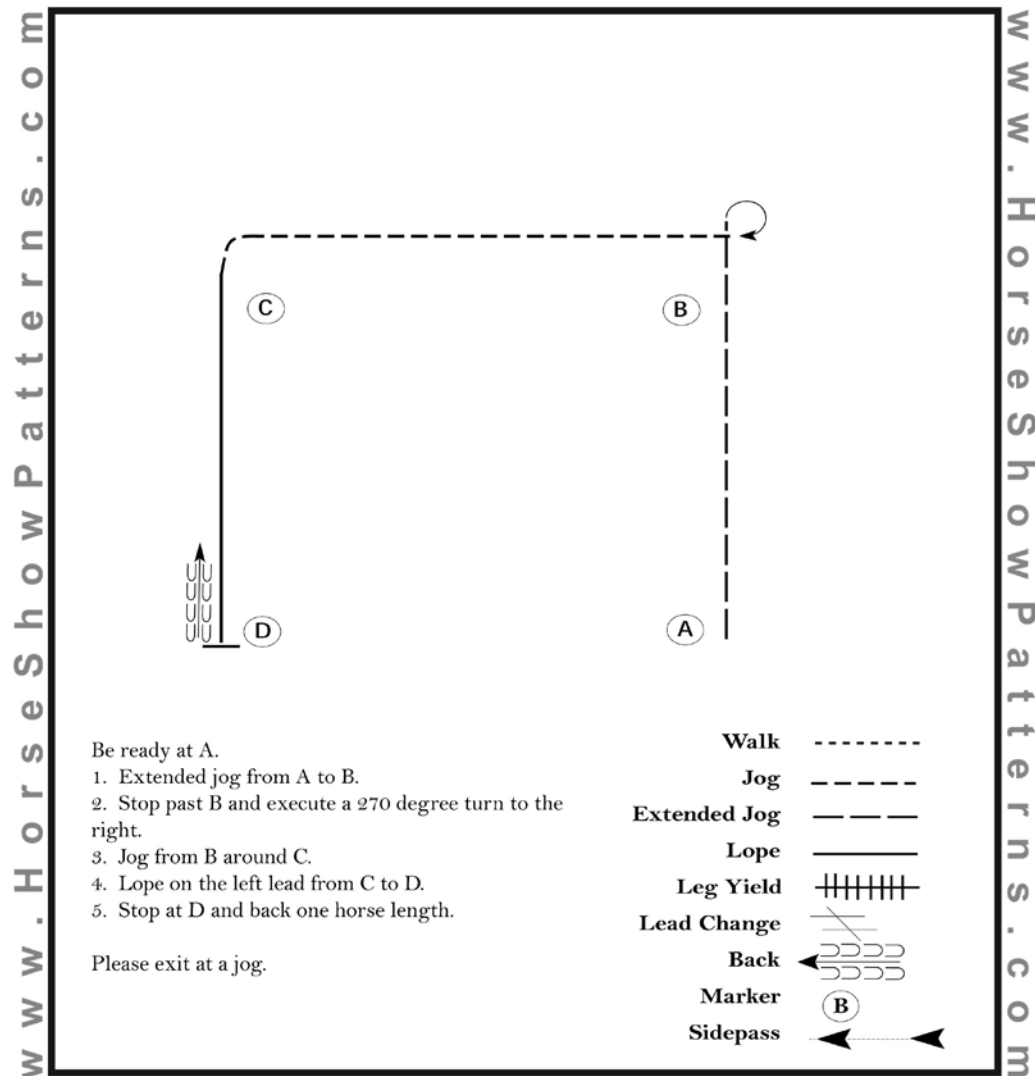
Pattern Provided by:
WRAL QHAL PHAL

©2016 HorseShowPatterns.com. All Rights Reserved.

LUXEMBURG SUMMER SHOW 2016

50/AQHA/ 440000/ Western Horsemanship/ (Youth)

Show Date: 07-23-2016



[WH/1-23]

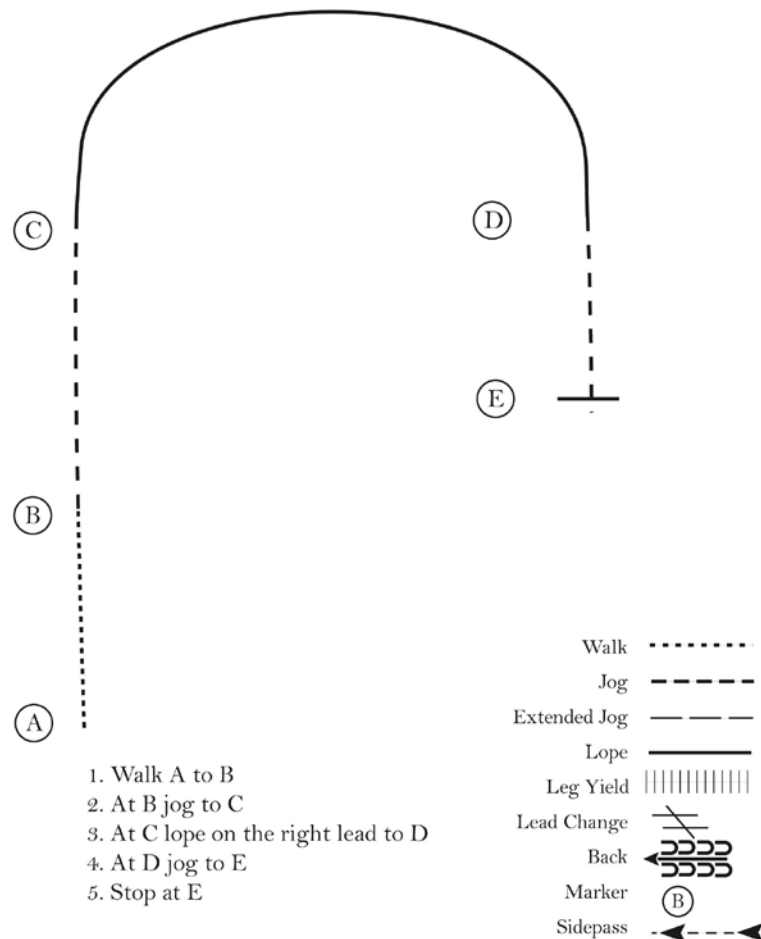
Pattern Provided by:
WRAL QHAL PHAL

©2016 HorseShowPatterns.com. All Rights Reserved.

LUXEMBURG SUMMER SHOW 2016

51/ WRAL/ 2402/ Western Horsemanship/ (Beginner)

Show Date: 07-23-2016



Pattern Provided by:

WRAL QHAL PHAL

©2016 HorseShowPatterns.com. All Rights Reserved.



phillipps S.à.r.l.
Immer eine Idee besser

RAUMVERGNÜGEN.

Das Auge wohnt mit.
Gönnen Sie sich frische,
schöne Aussichten mit
unserem kreativen
Raumprogramm.

Rufen Sie uns an!

RAUMPROGRAMM.

- klassische Maler- und Lackiererarbeiten
- hochwertige dekorative Gestaltungstechniken
- Bodenbeläge
- Spanndecken
- Elektroarbeiten
- 100 % Service – bis hin zum Aus-/Einräumen und zur Profi-Bauschlussreinigung

Peinture Phillipps Sàrl

7, rue de Godbrange
L-6118 Junglinster
Tel.: 00352 / 42 64 95

3, rue de la Déportation
L-1415 Luxembourg Hollerich
Tel.: 00352 / 42 64 95-40

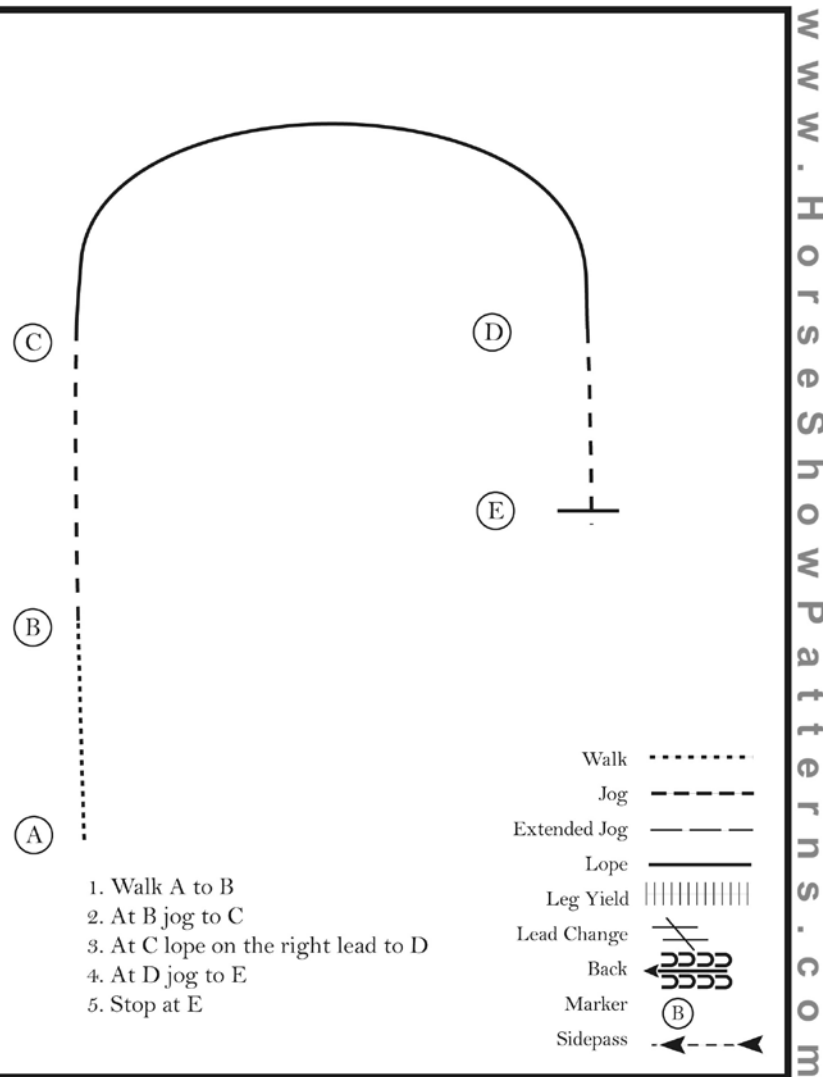
info@phillipps.lu
www.phillipps.lu



LUXEBURG SUMMER SHOW 2016

52/ AQHA/ 240002/ Western Horsemanship/ (Novice Amateur)

Show Date: 07-23-2016



[WH/1-28]

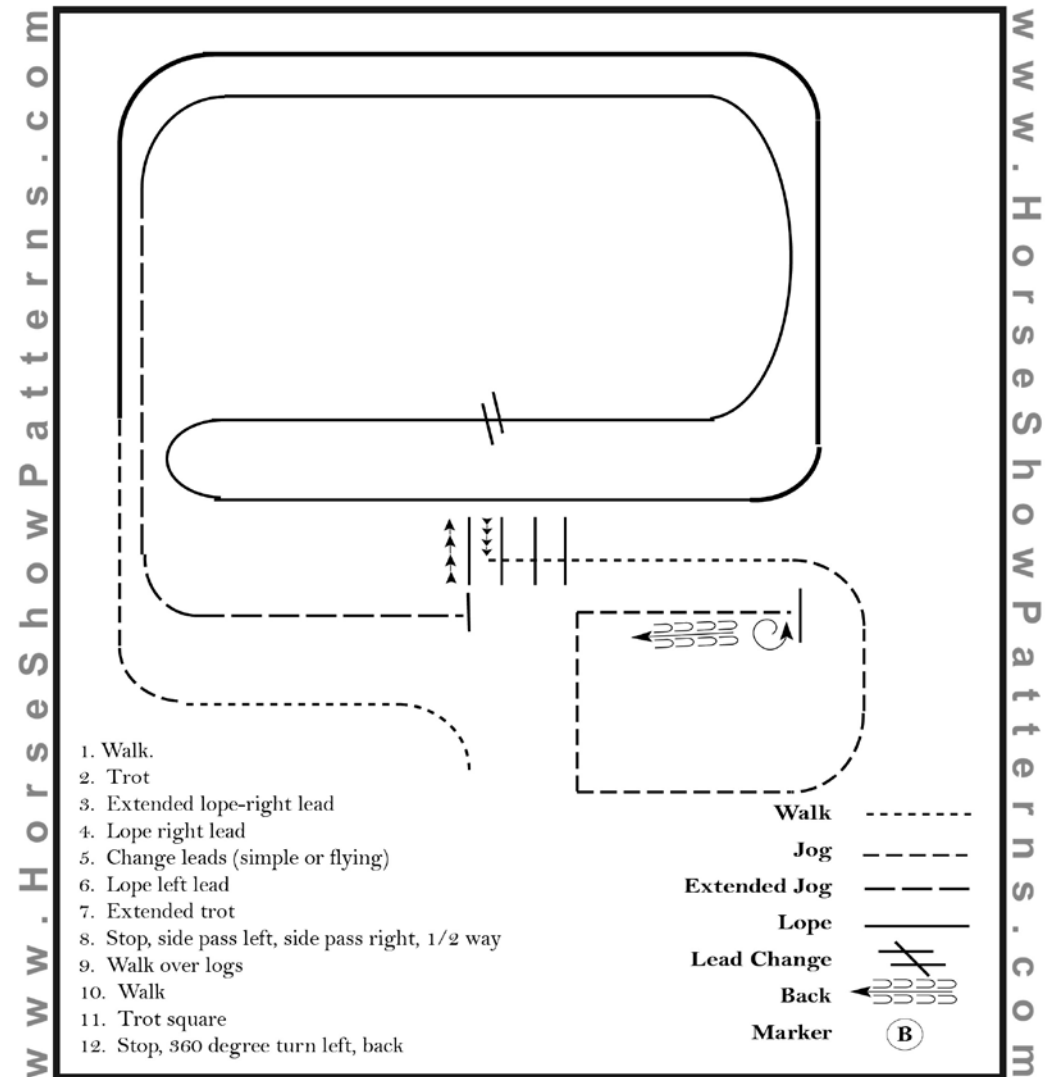
Pattern Provided by:
WRAL QHAL PHAL

©2016 HorseShowPatterns.com. All Rights Reserved.

LUXEBURG SUMMER SHOW 2016

57/FLSE/ FINALS Ranch Riding/ (OPEN/ Pattern 5 aqha)

Show Date: 07-23-2016



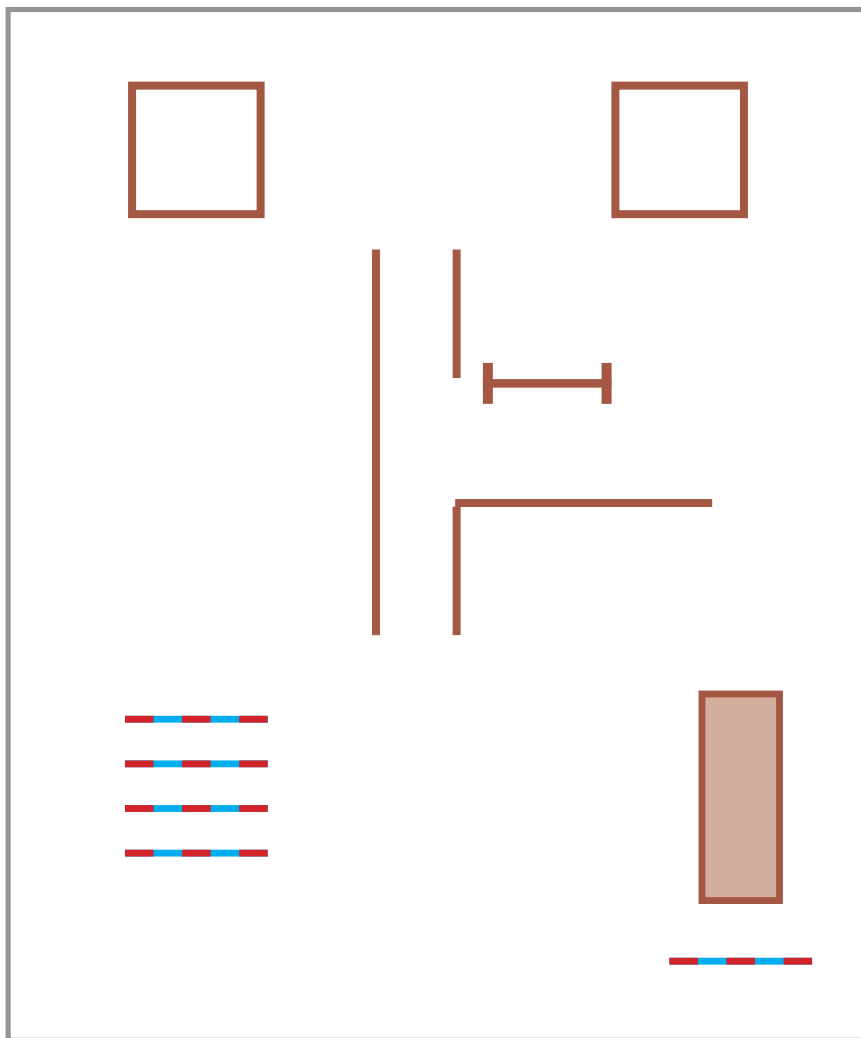
[RR/5]

Pattern Provided by:
WRAL QHAL PHAL

©2016 HorseShowPatterns.com. All Rights Reserved.

LUXEMBURG SUMMER SHOW 2016

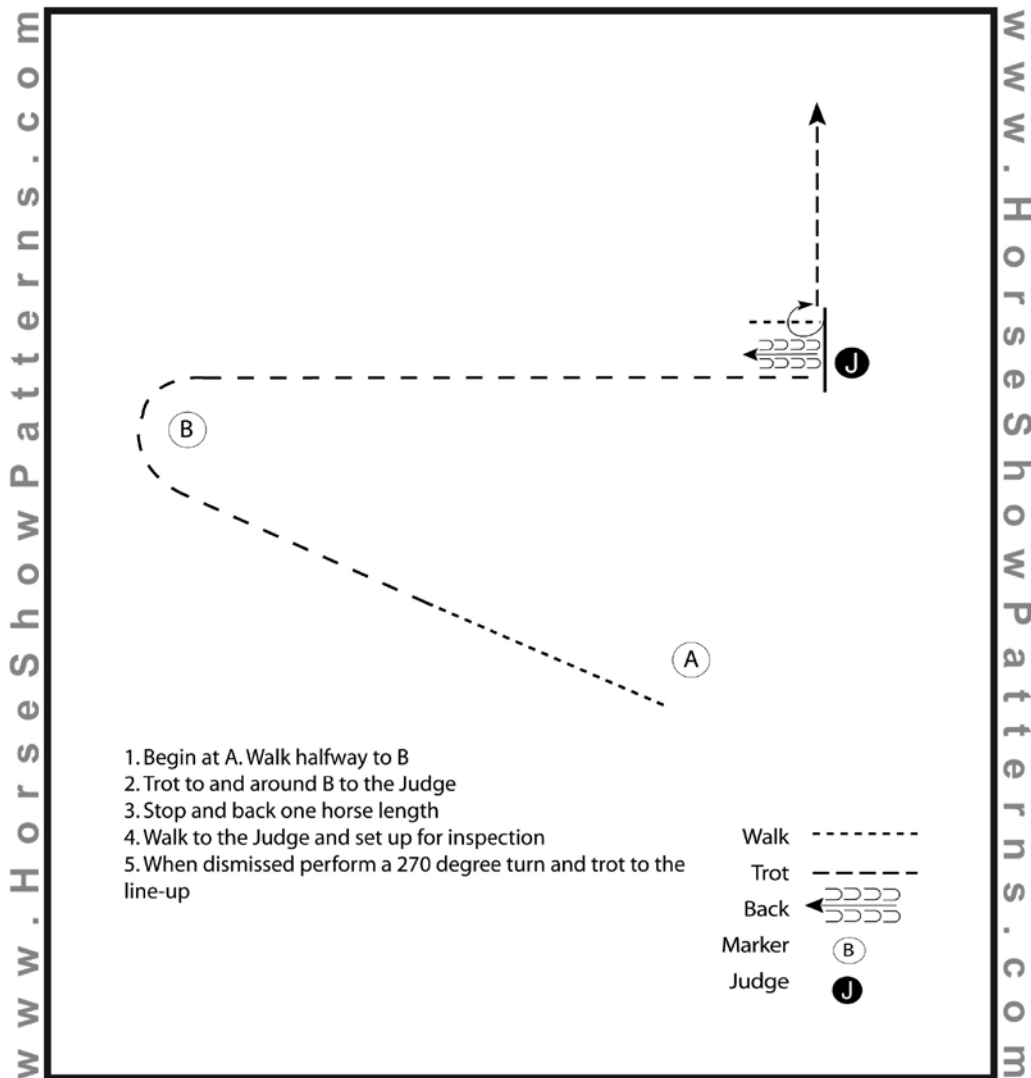
60/WRAL/349/Freestyle Trail/OPEN



LUXEMBURG SUMMER SHOW 2016

91/ WRAL/ 1202/ Showmanship at Halter/ (Beginner)

Show Date: 07-24-2016



[S/1-15]

Pattern Provided by:

WRAL - QHAL - PHAL

©2016 HorseShowPatterns.com. All Rights Reserved.



<http://www.trierweiler.lu>

info@trierweiler.lu

Z.I. « Um Mierscherbiërg »
 7, allée J.W. Leonard
 L-7526 MERSCH

Tél. : 32 60 95 dépôt : 32 51 07

Carrelages - Chapes - Pierres Naturelles
 Vente - Pose - Rénovations - Conseils

EXPOSITION



Garage Roby Cruciani

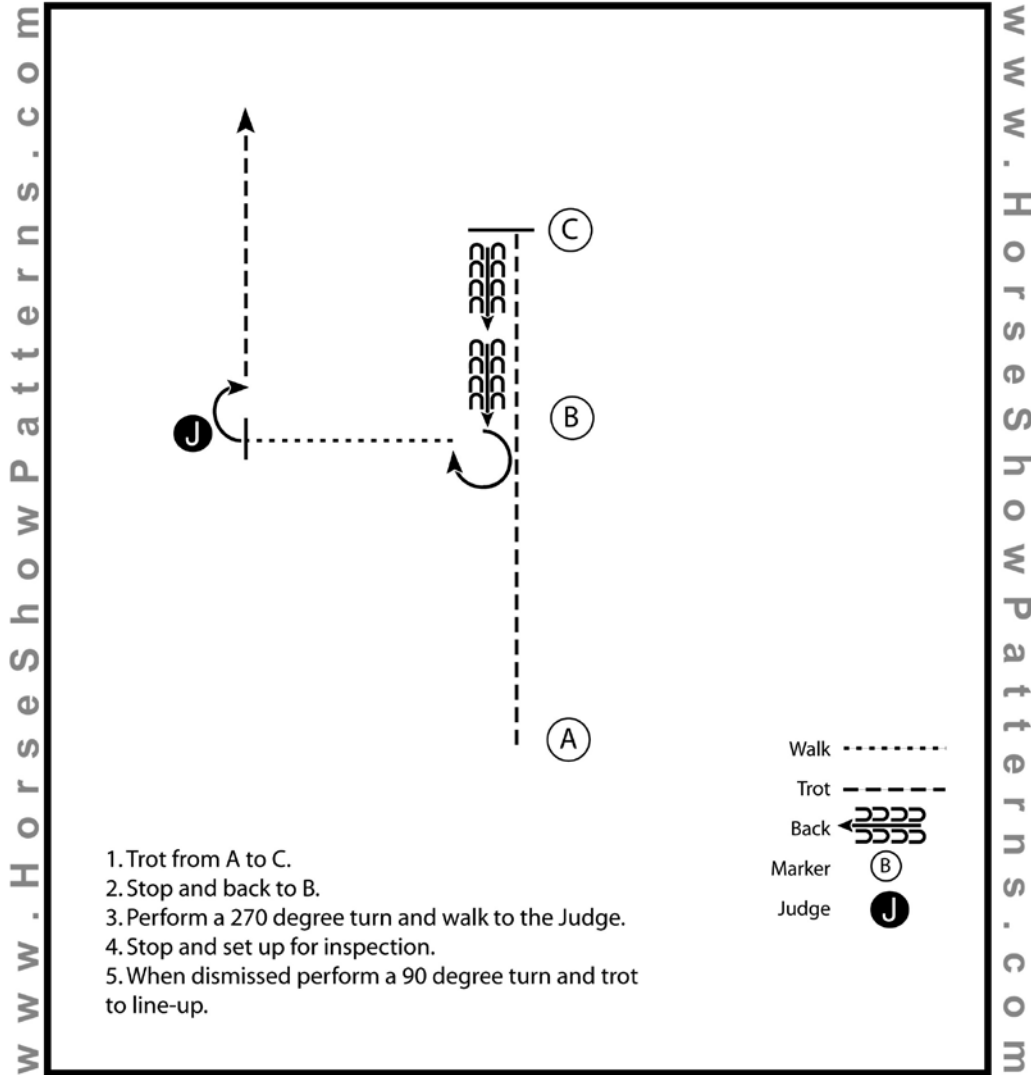
73, route de Luxembourg
 L-3515 Dudelange

Tél. : 52 02 52 - 1

LUXEMBURG SUMMER SHOW 2016

92/ WRAL/ 1201/ Showmanship at Halter/ (Amateur)

Show Date: 07-24-2016



[S/2-14]

Pattern Provided by:
WRAL - QHAL - PHAL

©2016 HorseShowPatterns.com. All Rights Reserved.



INTER-CENTRAL PNEU SARL

6 UM MIERSCHERBIERG

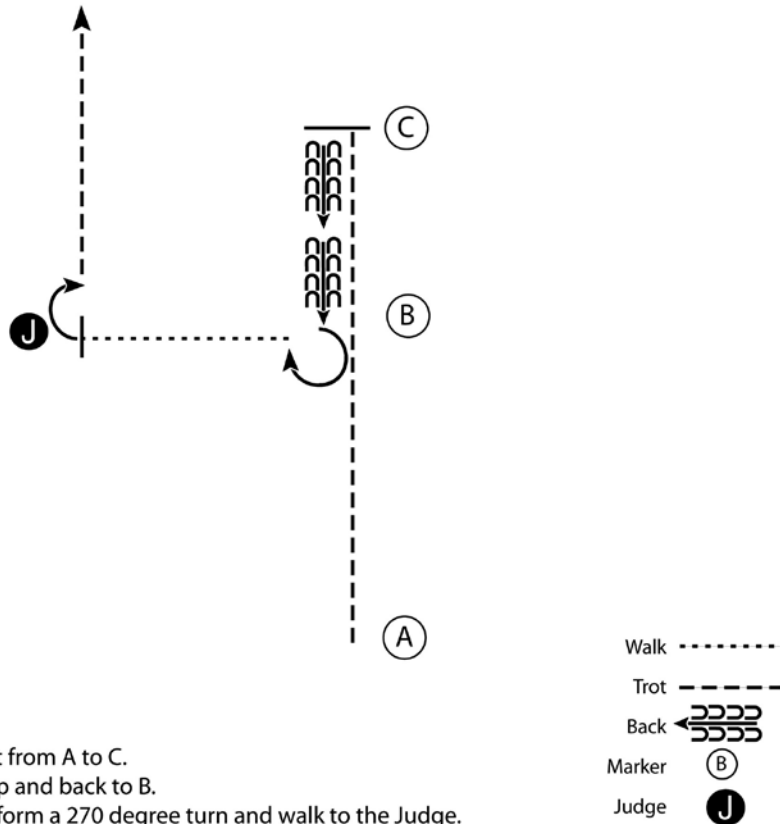
L-7526 MERSCH

WWW.ICP.LU

LUXEMBURG SUMMER SHOW 2016

93/ AQHA/ 212000/ Showmanship at Halter/ (Amateur)

Show Date: 07-24-2016



1. Trot from A to C.
2. Stop and back to B.
3. Perform a 270 degree turn and walk to the Judge.
4. Stop and set up for inspection.
5. When dismissed perform a 90 degree turn and trot to line-up.

Pattern Provided by:

WRAL - QHAL - PHAL

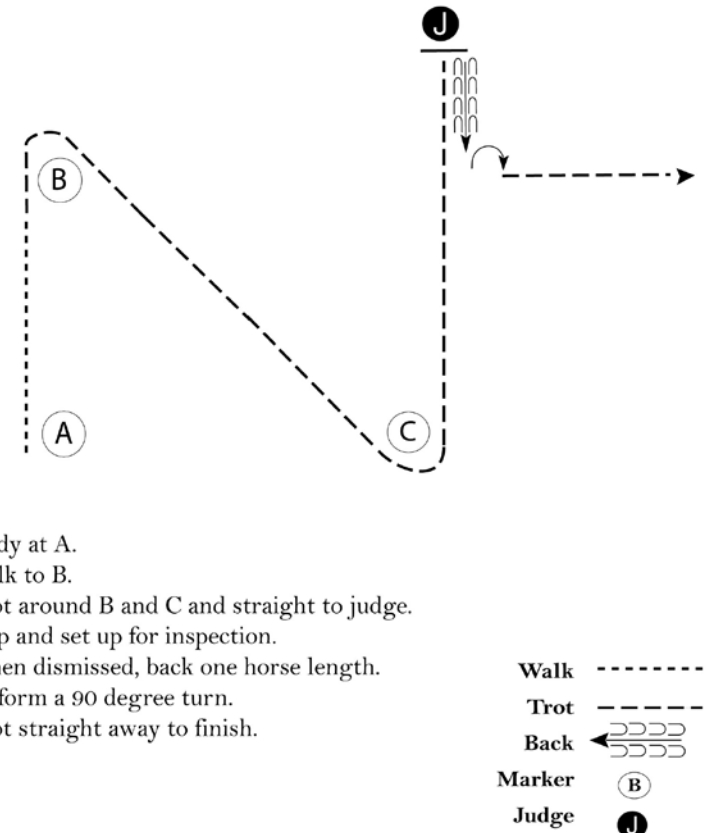
©2016 HorseShowPatterns.com. All Rights Reserved.

[S/2-14]

LUXEMBURG SUMMER SHOW 2016

94/ AQHA/ 412000/ Showmanship at Halter/ (Youth)

Show Date: 07-24-2016



1. Walk to B.
2. Trot around B and C and straight to judge.
3. Stop and set up for inspection.
4. When dismissed, back one horse length.
5. Perform a 90 degree turn.
6. Trot straight away to finish.

Pattern Provided by:

WRAL - QHAL - PHAL

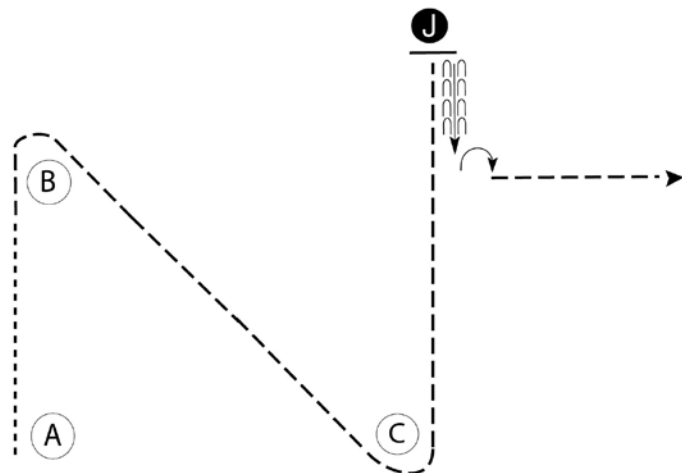
©2016 HorseShowPatterns.com. All Rights Reserved.

[S/1-22]

LUXEMBURG SUMMER SHOW 2016

95/ AQHA/ 212002/ Showmanship at Halter/ (Novice Amateur)

Show Date: 07-24-2016



Be ready at A.

1. Walk to B.
2. Trot around B and C and straight to judge.
3. Stop and set up for inspection.
4. When dismissed, back one horse length.
5. Perform a 90 degree turn.
6. Trot straight away to finish.

Walk -----
 Trot - - - - -
 Back <-----
 Marker (B)
 Judge J

[S/1-22]

Pattern Provided by:

WRAL - QHAL - PHAL

©2016 HorseShowPatterns.com. All Rights Reserved.



www.gama.lu

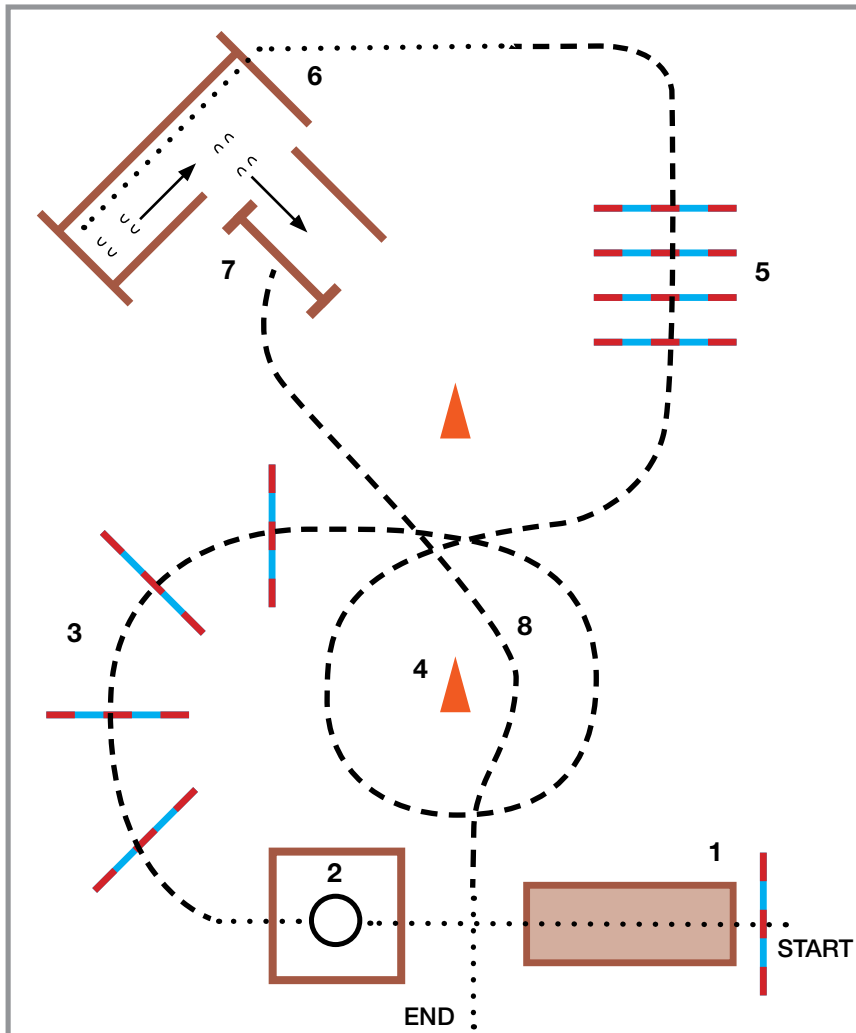


ARENDT

CONSTRUCTIONS METALLIQUES

LUXEBURG SUMMER SHOW 2016

96/WRAL/3822/Trail in Hand (all ages)/OPEN

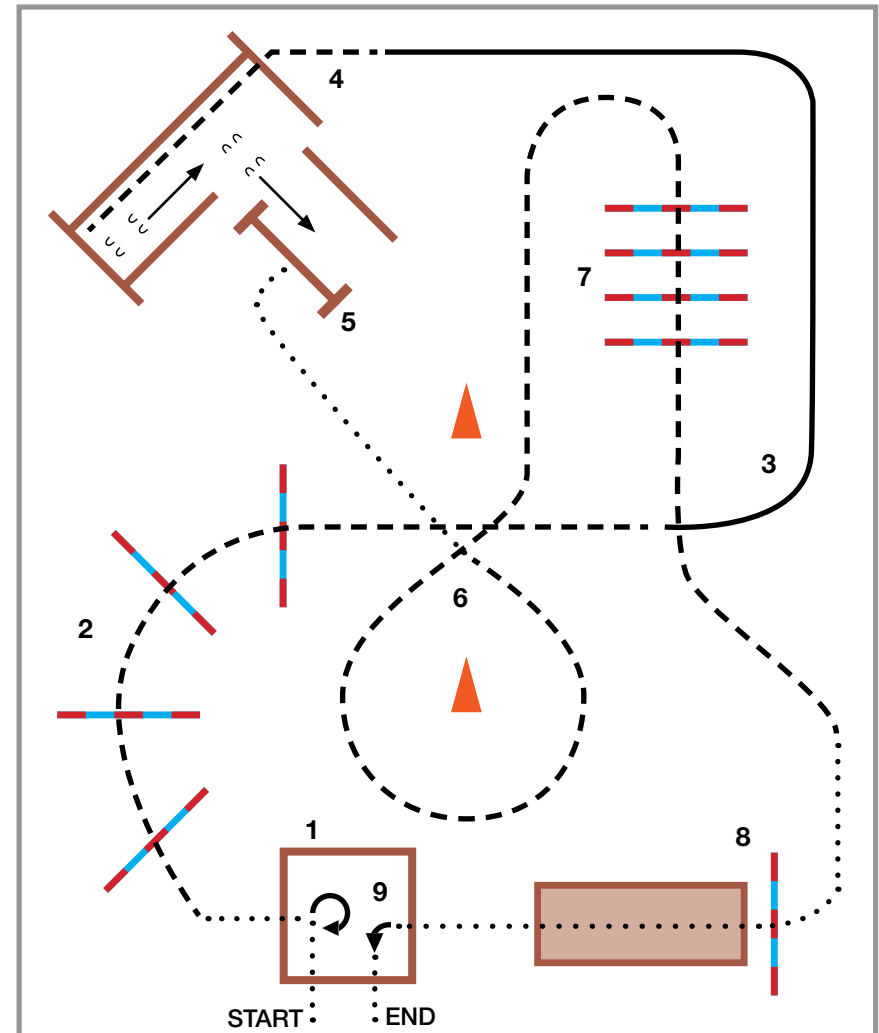


- | | |
|--------------------------------------|---------------------------------------|
| 1) WALK POLE + BRIDGE | 5) JOG POLES |
| 2) WALK IN BOX + 360° TURN, WALK OUT | 6) WALK OVER POLE INTO CHUTE AND BACK |
| 3) JOG POLES | 7) GATE |
| 4) JOG AROUND CONE | 8) JOG CONES WALK OUT |

LUXEBURG SUMMER SHOW 2016

97/AQHA/238000/TRAIL /AMATEUR

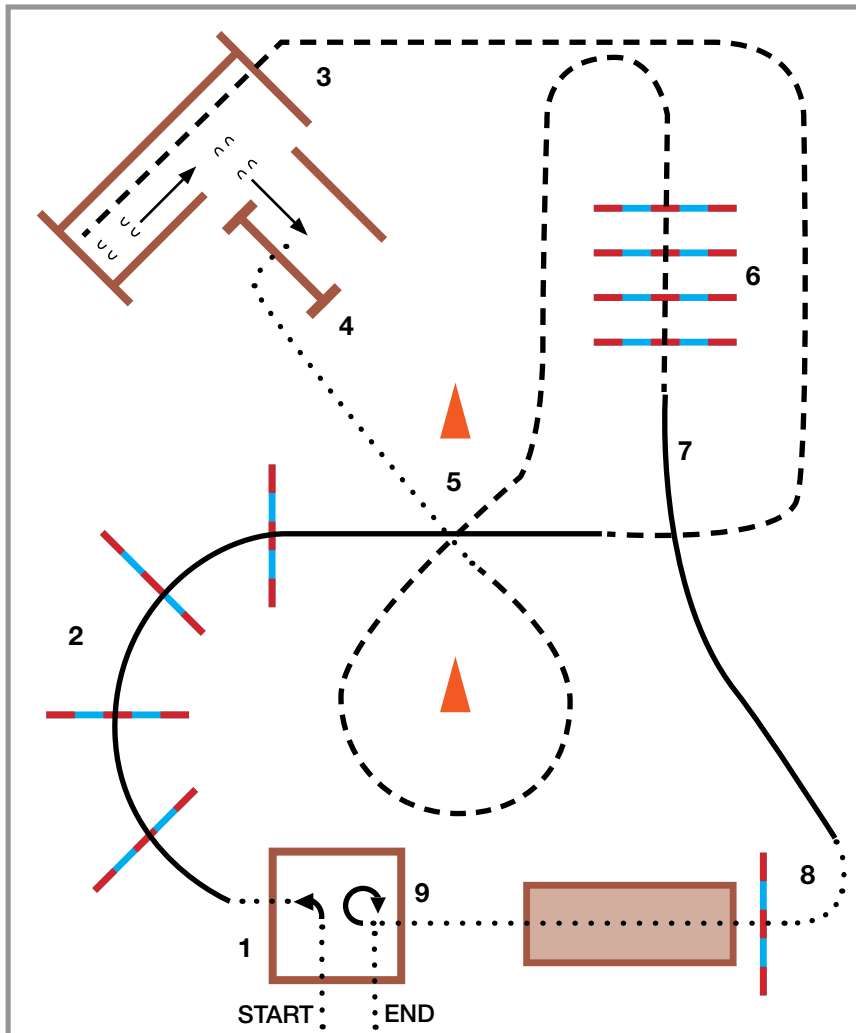
98/AQHA/438000/TRAIL /YOUTH



- | | |
|--|---------------------------------------|
| 1) WALK IN BOX, ¼ TURN RIGHT, WALK OUT | 6) WALK +JOG AROUND CONES |
| 2) JOG OVER POLES | 7) JOG OVER POLES |
| 3) LOPE LEFT LEAD | 8) WALK POLE + BRIDGE |
| 4) JOG POLE INTO CHUTE + BACK | 9) WALK IN BOX ¼ TURN LEFT + WALK OUT |
| 5) GATE | |

LUXEMBURG SUMMER SHOW 2016

99/AQHA/138000/TRAIL /OPEN



- | | |
|--|-----------------------------|
| 1) WALK IN BOX, ¼ TURN LEFT | 5) WALK + JOG AROUND CONES |
| 2) RIGHT LOPE OVER POLES | 6) JOG POLES |
| 3) JOG OVER POLES INTO CHUTE
+ BACK | 7) LOPE RIGHT LEAD |
| 4) GATE | 8) WALK POLE + BRIDGE |
| | 9) WALK IN BOX ¾ TURN RIGHT |



EQUIVA Mersch - Reitsportgeschäft

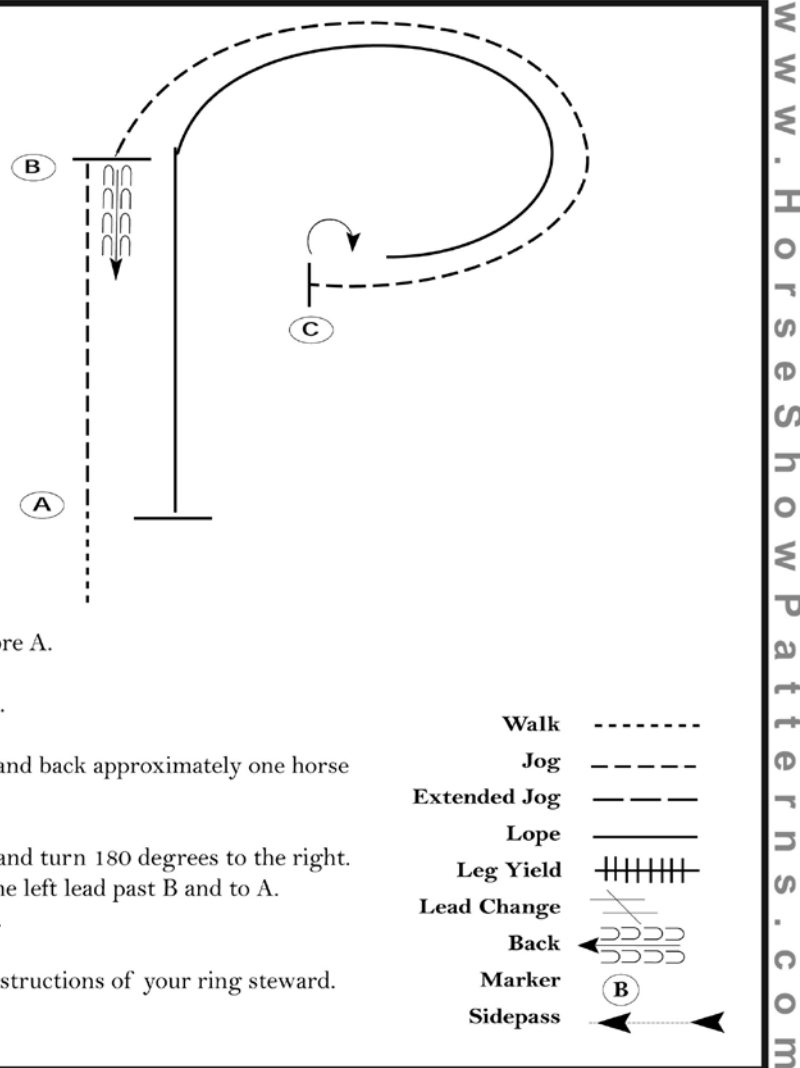
9 Um Mierscherbiërg - 7526 Mersch - Luxemburg - Telefon: +352 26 32 18 27

Öffnungszeiten: Montag - Freitag 9.00 - 20.00 Uhr, Samstag 9.00 - 19.00 Uhr

LUXEMBURG SUMMER SHOW 2016

111/ AQHA/ 240000/ Western Horsemanship / (Amateur)

Show Date: 07-24-2016



Be ready before A.

1. Walk to A.
2. Jog to B.
3. Stop at B and back approximately one horse length.
4. Jog to C.
5. Stop at C and turn 180 degrees to the right.
6. Lope on the left lead past B and to A.
7. Stop at A.

Follow the instructions of your ring steward.

Walk	-----
Jog	-----
Extended Jog	— — — —
Lope	————
Leg Yield	
Lead Change	↗ ↘
Back	← ← ← ←
Marker	⊙ B
Sidepass	← ————— →

[WH/1-49]

LUXEMBURG SUMMER SHOW 2016

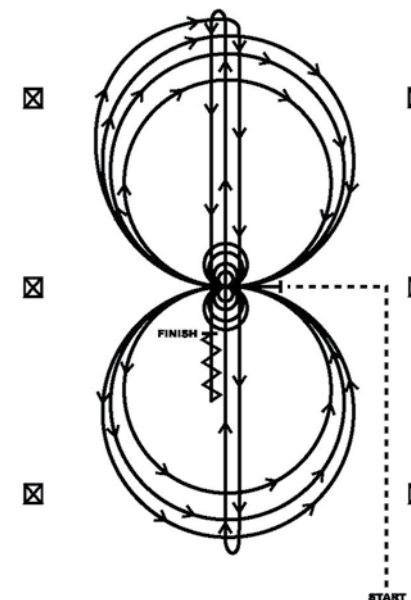
114/AQHA/134200/REINING Senior/OPEN

116/NRHA/1100/Reining/300\$ ADDED/PATTERN11/OPEN

Show Date: 07-24-2016

PATTERN

11



Horses must **jog** to the center of the arena (see Judges Guide for maneuver description). Horses must walk or stop prior to starting the pattern. Beginning at the center of the arena facing the left wall or fence.

1. Complete four spins to the left. Hesitate.
2. Complete four spins to the right. Hesitate.
3. Beginning on the right lead complete three circles to the right; the first circle small and slow; the next two circles large and fast. Change leads at the center of the arena.
4. Complete three circles to the left; the first circle small and slow; the next two circles large and fast. Change leads at the center of the arena.
5. Begin a large circle to the right, but do not close this circle. Run down the center of the arena past the end marker and do a right rollback—no hesitation.
6. Run up the middle to the opposite end of the arena past the end marker and do a left rollback—no hesitation.
7. Run past the center marker and do a sliding stop. Back up to the center of the arena or at least ten feet (three meters). Hesitate to demonstrate completion of the pattern.

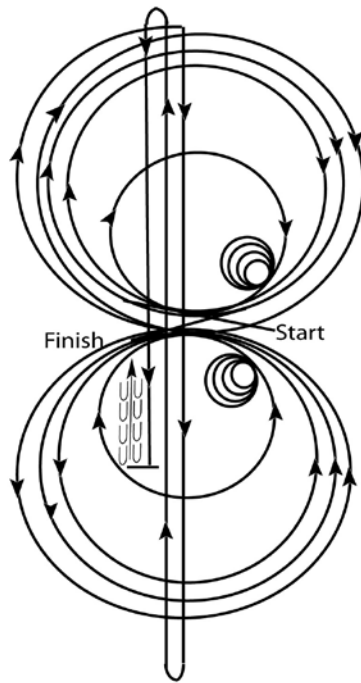
Pattern Provided by:

WRAL - QHAL - PHAL

LUXEMBURG SUMMER SHOW 2016

115/ NRHA/ 1400/ Reining/ (100\$ added/ Non- Pro/ Pattern 4)

Show Date: 07-24-2016



Horses may walk or trot to the center of the arena. Begin at the center of the arena facing the left wall or fence.

1. Beginning on the right lead, complete three circles to the right; the first two circles large and fast; the third circle small and slow. Stop at the center of the arena.
 2. Complete four spins to the right. Hesitate.
 3. Beginning on the left lead, complete three circles to the left; the first two circles large and fast; the third circle small and slow. Stop at the center of the arena.
 4. Complete four spins to the left. Hesitate.
 5. Beginning on the right lead, run a large first circle to the right, change leads at the center of the arena, run a large fast circle to the left, and change leads at the center of the arena.
 6. Continue around previous circle to the right. At the top of the circle, run down the middle to the far end of the arena past the end marker and do a right rollback - no hesitation.
 7. Run up the middle to the opposite end of the arena past the end marker and do a left rollback - no hesitation.
 8. Run past the center marker and do a sliding stop. Back up to the center of the arena or at least 10 feet (3m). Hesitate to demonstrate completion of the pattern.
- Rider may dismount and drop bridle to the designated judge.

[R/NRHAP-4]

Pattern Provided by:

WRAL - QHAL - PHAL

©2016 HorseShowPatterns.com. All Rights Reserved.

lalux
ASSURANCES

Votre cheval

en de bonnes mains



Responsabilité Civile, Frais Opératoires, Vie Animaux, Accidents

L'Assurance pour Chevaux vous protège contre des pertes financières considérables en cas d'aléa. Nous vous proposons en collaboration avec R+V (VTV) une formule de sécurité exclusive et complète au Luxembourg. N'hésitez pas à demander une offre personnalisée auprès de votre agent ou contactez directement notre service clientèle au téléphone: 4761-1.

lalux - meng Versécherung

LA LUXEMBOURGEOISE · 9, rue Jean Fischbach · L-3372 Leudelange · Tél. : 4761-1 · groupeLL@lalux.lu · www.lalux.lu

FordStore



COLLE

www.colle.lu
dealer@colle.lu



Votre **FordStore**
au **Sud** du pays:
distributeur **Ford**,
Ford Focus RS,
Ford MUSTANG
et **Ford VIGNALE**.



Route de Bascharage
L-4513 Differdange



+352 58 48 42 - 1
+352 58 48 60

