

QUARTER
HORSE
ASSOCIATION
LUXEMBOURG



PATTERN
SPRING SHOW
May 21st & 22nd 2016

CEEN Noertzange · 1, rue de l'école · L-3395 Noertzange

2. SHOW IN WRAL-CIRCUIT 2016

★ **AQHA split/combined** ★

★ **NRHA** ★

★ **WRAL/FLSE - all breed !!** ★



special thanks to our sponsors:



Rénovation de votre salle de bains de A-Z



Matériaux de construction - Carrelages - Sanitaires

ouvert: Lu - Fr 8.00 h - 12.00 h et 13.00 h - 18.00 h Sa 8.00 h - 12.30 h

5, rue Kalchesbruck L-1852 Luxembourg
Tel.: 436761 Fax: 436902 maroldt@pt.lu

Noertzange (Luxbg.), May 21-22., 2016

Saturday May 21, 2016 show start at 8:00

1	WRAL	HUNTER UNDER SADDLE	OPEN
2	AQHA	HUNTER UNDER SADDLE	OPEN
3	AQHA	HUNTER UNDER SADDLE	AMATEUR
4	AQHA	HUNTER UNDER SADDLE	YOUTH
5	AQHA	HUNTER UNDER SADDLE	Novice Amat
6	AQHA	HUNT SEAT EQUITATION	YOUTH
7	AQHA	2520 HUNT SEAT EQUITATION	AMATEUR
8	AQHA	1347 GREEN REINING	OPEN
9	NRHA	5310 Reining \$50 ADDED	Pattern 13
10	NRHA	2930 Shaffle Hack Jackpot	Pattern 13
11	WRAL	3812 TRAIL WALK-TROT	BEGINNER
12	AQHA	5381 TRAIL WALK-TROT	Novice Youth
13	AQHA	3381 TRAIL WALK-TROT	Novice Amat
14	AQHA	1383 GREEN TRAIL	OPEN
15	WRAL	3802 TRAIL	BEGINNER
16	WRAL	3801 TRAIL	AMATEUR
17	AQHA	3380 TRAIL	Novice Amat
18	AQHA	5380 TRAIL	Novice Youth
19	WRAL/FLSE	3804 TRAIL	YOUTH
20	WRAL/FLSE	380 TRAIL	OPEN
21	WRAL	4214 WESTERN PLEASURE WALK-TROT	YOUTH
22	AQHA	5421 WESTERN PLEASURE WALK-TROT	Novice Youth
23	AQHA	3421 WESTERN PLEASURE WALK-TROT	Novice Amat
24	WRAL/FLSE	4204 WESTERN PLEASURE	YOUTH
25	WRAL/FLSE	420 WESTERN PLEASURE AA	OPEN
26	WRAL/FLSE	340 REINING	OPEN
27	WRAL/FLSE	3404 REINING	YOUTH
28	WRAL	3402 REINING	BEGINNER
29	NRHA	3100 Reining 20\$ ADDED	PATTERN 13
30	NRHA	3200 Reining 20\$ ADDED	PATTERN 13
31	WRAL	4202 WESTERN PLEASURE	BEGINNER
32	AQHA	1424 GREEN WESTERN PLEASURE	OPEN
33	AQHA	5420 WESTERN PLEASURE	Novice Amat
34	AQHA	5420 WESTERN PLEASURE	Novice Youth
35	WRAL	4209 RANCH RIDING	OPEN
36	WRAL	5430 RANCH RIDING	BEGINNER
37	AQHA	4430 RANCH RIDING	YOUTH
38	AQHA	2430 RANCH RIDING	AMATEUR
39	AQHA	1680 WESTERN RIDING	OPEN
40	AQHA	2380 WESTERN RIDING	AMATEUR
41	WRAL	2405 HORSEMANSHIP WALK-TROT	BEGINNER
42	AQHA	5401 HORSEMANSHIP WALK-TROT	Novice Youth
43	AQHA	3401 HORSEMANSHIP WALK-TROT	Novice Amat
44	WRAL	4400 WESTERN HORSEMANSHIP	YOUTH
45	WRAL	2401 WESTERN HORSEMANSHIP	AMATEUR
46	WRAL	2402 WESTERN HORSEMANSHIP	BEGINNER
47	AQHA	2400 WESTERN HORSEMANSHIP	AMATEUR
48	AQHA	5340 REINING	Novice Youth
49	AQHA	2340 REINING	AMATEUR
50	NRHA	1100 100\$ ADDED	PATTERN 12
51	NRHA	1600 100\$ ADDED	PATTERN 12
52	WRAL	349 Freestyle Reining	OPEN

Sunday May 22, 2016 show start at 8:00

53-55	AQHA	W.Z.3.A.P. ALL STALLIONS CLASSES	OPEN
56-61	AQHA	W.Z.3.A.P. ALL STALLIONS CLASSES	AMATEUR
62-67	AQHA	W.Z.3.A.P. ALL STALLIONS CLASSES	OPEN
68-71	AQHA	W.Z.3.A.P. ALL WARES CLASSES	AMATEUR
72-74	AQHA	W.Z.3.A.P. ALL WARES CLASSES	YOUTH
75-77	AQHA	W.Z.3.A.P. ALL WARES CLASSES	OPEN
78-84	AQHA	W.Z.3.A.P. ALL GELDING CLASSES	AMATEUR
85-87	AQHA	W.Z.3.A.P. ALL GELDING CLASSES	YOUTH
88-92	AQHA	W.Z.3.A.P. ALL GELDING CLASSES	AMATEUR
93	WRAL	1202 SHOWMANSHIP AT HALTER	BEGINNER
94	WRAL	1201 SHOWMANSHIP AT HALTER	AMATEUR
95	AQHA	2120 SHOWMANSHIP AT HALTER	AMATEUR
96	AQHA	4120 SHOWMANSHIP AT HALTER	YOUTH
97	AQHA	3120 SHOWMANSHIP AT HALTER	Novice Amat
98	AQHA	5120 SHOWMANSHIP AT HALTER	Novice Youth
99	WRAL	3822 Trail In Hand (all ages)	OPEN
100	AQHA	2380 TRAIL	AMATEUR
101	AQHA	4380 TRAIL	YOUTH
102	AQHA	1380 TRAIL	OPEN
103	WRAL	3823 Horse&Dog Trail	OPEN
104	WRAL	111 LEAD-LINE 10&under	YOUTH
105	WRAL	3401 REINING	AMATEUR
106	AQHA	1341 JUNIOR REINING	OPEN
107	AQHA	4340 REINING	YOUTH
108	AQHA	3340 REINING	Novice Amat
109	WRAL	4205 WESTERN PLEASURE WALK-TROT	BEGINNER
110	WRAL	4201 WESTERN PLEASURE	AMATEUR
111	AQHA	4420 WESTERN PLEASURE	YOUTH
112	AQHA	1420 WESTERN PLEASURE	OPEN
113	AQHA	2420 WESTERN PLEASURE	AMATEUR
114	AQHA	3400 WESTERN HORSEMANSHIP	Novice Amat
115	AQHA	5400 WESTERN HORSEMANSHIP	Novice Youth
116	AQHA	4430 RANCH RIDING	Novice Youth
117	AQHA	3430 RANCH RIDING	Novice Amat
118	AQHA	1430 RANCH RIDING	OPEN
119	WRAL	4301 RANCH RIDING	AMATEUR
120	AQHA	1342 REINING	OPEN
121	NRHA	1480 Reining 100\$ ADDED	PATTERN 6
122	NRHA	1301 Reining 60\$ ADDED	PATTERN 6
			LTD NON-PRO
			LTD NON-PRO

ORGANISATION

Your competent partners in Luxembourg

QUARTER
HORSE
ASSOCIATION
LUXEMBOURG

Affiliate of the American Quarter Horse Association
Association sans but lucratif Siege social Mompach



Association sans but lucratif
Siege social Mompach

Affiliate of the FLSE
Affiliate of the NRHA
Affiliate of the NSBA

SHOW-INFORMATION

SPRING SHOW - May 21-22

Second show in WRAL-Circuit 2016

- Show Manager:** Marcel Kockelmann
- Judges:** Ruth Ellen, Feruccio Bady
- Ringstewards:** Karin Pauly, Patrick Pauly
- Show office:** tel. 00352 691 729653
- Doorman:** Mike Ries
- Parcourchef:** Marco Stors
- Vet:** Beate Schoof tel. 621 651616
- Emergency:** 112
- Blacksmith:** information available at the show office

- Show-office is open on Friday May 20 from 18.00 h to 22.00h and open on May 21 and May 22 at 7:30h
- Classes start on both days at 8 :00 a.m



D.G. Rendiel
Western-Store

Tack & Showoutfits

Sophienstraße 1
DE 66557 Illingen-Uchtelfangen
Telefon: +49 (0) 68 25 - 40 41 239
Mobil: +49 (0) 163 - 24 55 697
Fax: +49 (0) 68 25 - 40 41 239
D.G.Rendiel69@gmx.de

www.Rendiel-Westernstore.de

...und hier vor Ort für Sie da!



GENERAL RULES AND INFORMATIONS:

LATE ENTRIES:

Late entries will only be accepted the day before (19:00h)

NACHNENNUNGEN:

Nachnennungen nur am Vortag der Klasse (19:00 Uhr)

INSCRIPTIONS TARDIVES:

Inscriptions tardives jusqu'à la veille de la classe (19:00h)

WRAL Classes: - AQHA rules are applied with following exceptions:

- Youth -18 may also enter the Beginner, Amateur and Open Division. Youth may show twohanded on Snafflebit or Hackamore or onehanded on a Bit even senior horses.
- No stallions are allowed in Youth-Classes
- The Beginner division is reserved exclusively for competitors who have not won more than 3 times that class (Results of WRAL Beginner, WRAL-Amateur and WRAL-Open are added, minimum of 3 entries),
- Beginner may show twohanded on Snafflebit or Hackamore or onehanded on a Bit even senior horses.
- WRAL-Beginner and WRAL-Amateur may run concurrently,
- In all WRAL-classes the horse does not need to be owned by the competitor.
- Trail in Hand APHA rules will be applied
- Horse&Dog-Trail EVU rules will be applied (Western- or English-Dress)

AQHA Classes:

- Classes are judged according to their respective rules.
- Rider has to send in the required valid membership card (or buy it at the show) as well as a copy of the horse's registration certificate.

FLSE classes: (just for FLSE licensed riders): AQHA rules are applied with the following exception:

- In Youth and Amateur classes the horse does not need to be owned by the competitor.
- The competitor needs to own an FLSE Western or Competition license, the horse does not need be registered.
- FLSE-classes may run concurrently with other classes
- Reining classes are judge according to FEI Rules

FREESTYLE REINING

- Please give a USB Flash drive or CD at the Show Office with your music.

Rights on Photos, Videos etc:

- With the signature, each participant agrees that photos and videos taken on the showground can be published.

Doping, vaccinations animal welfare:

- With the signature, each participant accepts that:
- All foreign horses (except Belgium and Netherlands) need current health papers from an officer Vet.
 - doping test could be taken (FEI-rules [<http://fei.org/content/anti-doping-rules>]),
 - vaccinations are made according to FLSE-rules (<http://qhal.lu/wp-content/uploads/0201/02/Impfungen.pdf>)
 - animal welfare according to AQHA rules are applied (<http://aqha.com/About/Content-Pages/About-the-Association/Advocacy/Fines-and-Penalties.aspx>)

Horses and Dogs must be vaccinated and covered by a liability insurance and be free of disease on the showday. Neither the show-management nor the owner of the arena accept any responsibility for accident, loss or damage to persons, horses, dogs and material.



ANC. ETS CLOOS & KRAUS S.À.R.L.
SUCC.: SIEBENALLER ROMAIN & FILS
Machines agricoles, industrielles et espaces verts



Votre partenaire dans l'agriculture

ZAC Jauschwis L-7759 ROOST +352 85 92 92
www.clooskraus.lu

B E R E N D S O H N
www.berendsohn.lu

EXCLUSIVE WERBEARTIKEL & GESCHENKE



eQuiaktiv
|Osteopathie|Physiotherapie|

Vanessa Weiler
www.equi-aktiv.de
Tel. 0170 - 477 51 54

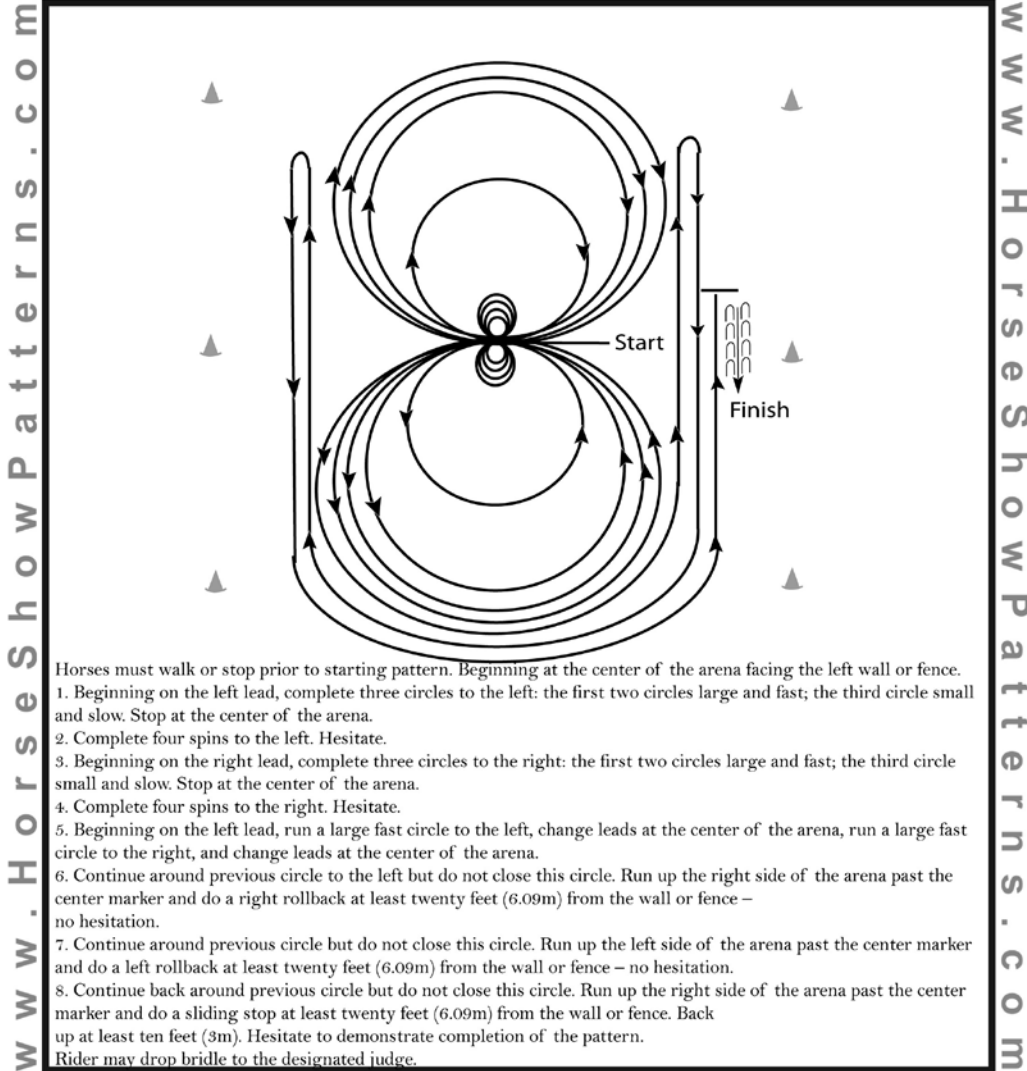
SPRING SHOW LUXEMBURG 2016

8/1347 GREEN REINING (AQHA OPEN)

27/3404 REINING (WRAL/FLSE YOUTH)

106/ 1341 JUNIOR REINING (AQHA OPEN)

Show Date: 05-22-2016



Horses must walk or stop prior to starting pattern. Beginning at the center of the arena facing the left wall or fence.

1. Beginning on the left lead, complete three circles to the left: the first two circles large and fast; the third circle small and slow. Stop at the center of the arena.
2. Complete four spins to the left. Hesitate.
3. Beginning on the right lead, complete three circles to the right: the first two circles large and fast; the third circle small and slow. Stop at the center of the arena.
4. Complete four spins to the right. Hesitate.
5. Beginning on the left lead, run a large fast circle to the left, change leads at the center of the arena, run a large fast circle to the right, and change leads at the center of the arena.
6. Continue around previous circle to the left but do not close this circle. Run up the right side of the arena past the center marker and do a right rollback at least twenty feet (6.09m) from the wall or fence – no hesitation.
7. Continue around previous circle but do not close this circle. Run up the left side of the arena past the center marker and do a left rollback at least twenty feet (6.09m) from the wall or fence – no hesitation.
8. Continue back around previous circle but do not close this circle. Run up the right side of the arena past the center marker and do a sliding stop at least twenty feet (6.09m) from the wall or fence. Back up at least ten feet (3m). Hesitate to demonstrate completion of the pattern.

Rider may drop bridle to the designated judge.

[R/AQHAP-5]

Pattern Provided by:

WRAL/ QHAL

©2016 HorseShowPatterns.com. All Rights Reserved.



FASSADENFEST.

Sie wärmt. Sie zeigt sich von ihrer besten Seite. Sie ist eine wahre Augenweide: Ihre Fassade – aus unseren Händen!

Rufen Sie uns an!

Peinture Phillipps Sàrl

7, rue de Godbrange

L-6118 Junglinster

Tel.: 00352 / 42 64 95

3, rue de la Déportation

L-1415 Luxembourg Hollerich

Tel.: 00352 / 42 64 95-40

FASSADENPROGRAMM.

- Wärmedämm-Verbundsysteme – Planung und Montage
- Fassadenputze
- Fassadensanierung
- Fassadengestaltung

info@phillipps.lu

www.phillipps.lu

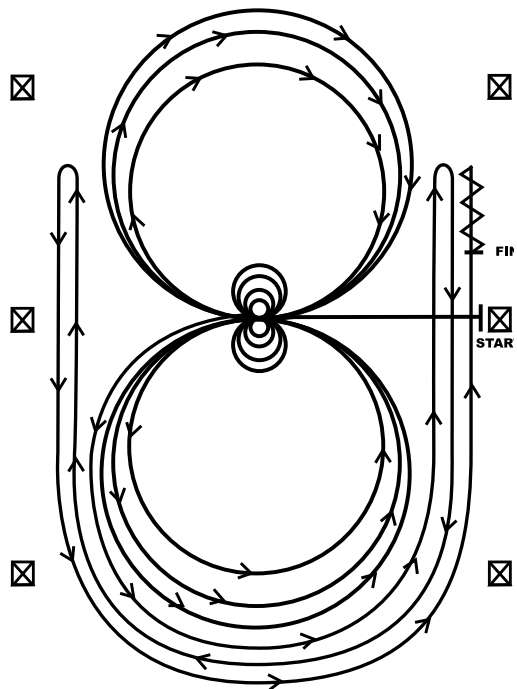


SPRING SHOW LUXEMBURG 2016

9/5310 REINING \$50 added (ROOKIE L2)
 10/2930 SNAFFLE HACK JACKPOT (NRHA OPEN)
 29/ 3100 REINING 20\$ added (NRHA YOUTH 13 U.)
 30/3200 REINING 20\$ added (NRHA YOUTH 14-18)

PATTERN

13



Horses must walk or stop prior to starting pattern. Beginning at the center of the arena facing the left wall or fence.

1. Beginning on the left lead, complete two circles to the left: the first circle large and fast; the second circle small and slow. Stop at the center of the arena.
2. Complete four spins to the left. Hesitate.
3. Beginning on the right lead, complete two circles to the right: the first being large and fast; the second circle small and slow. Stop at the center of the arena.
4. Complete four spins to the right. Hesitate.
5. Beginning on the left lead, run a large fast circle to the left, change leads at the center of the arena, run a large fast circle to the right, and change leads at the center of the arena.
6. Continue around previous circle to the left but do not close this circle. Run up the right side of the arena past the center marker and do a right rollback at least 20 feet (6meters) from the wall or fence-no hesitation.
7. Continue around previous circle but do not close this circle. Run up the left side of the arena past the center marker and do a left rollback at least 20 feet (6 meters) from the wall or fence-no hesitation.
8. Continue back around previous circle but do not close this circle. Run up the right side of the arena past the center marker and do a sliding stop at least 20 feet (6 meters) from the wall or fence. Back up at least 10 feet (3 meters).

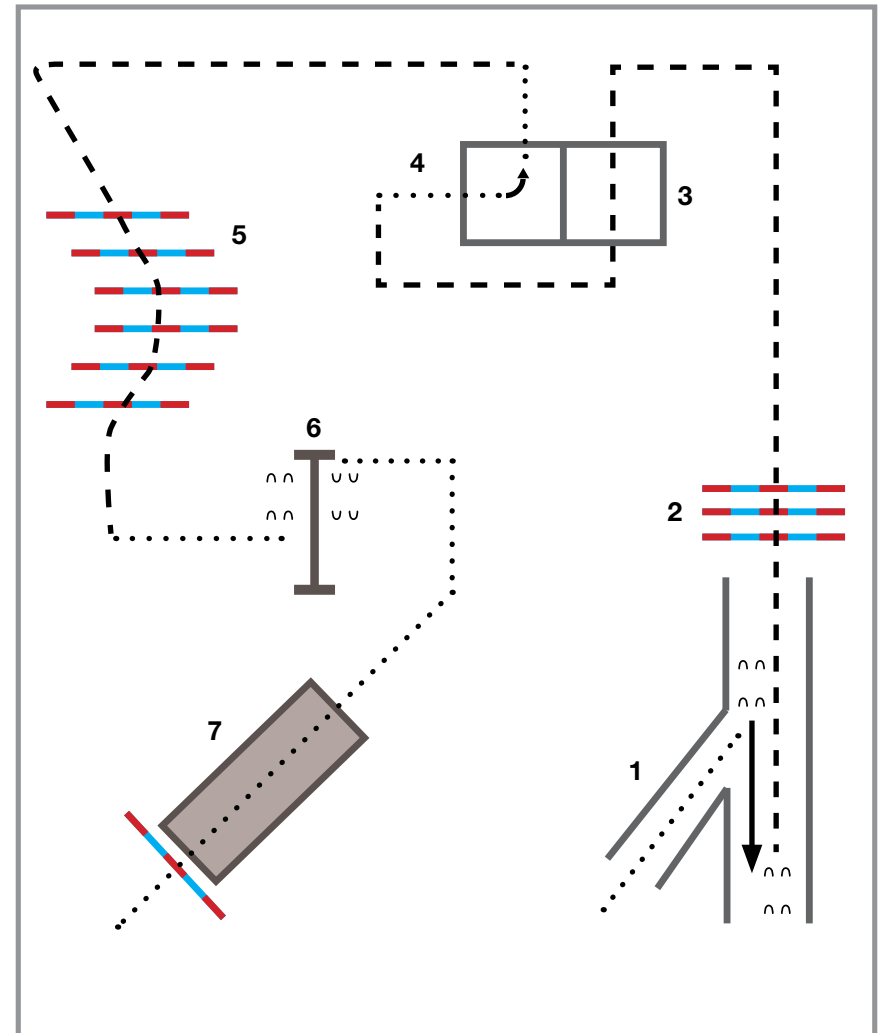
Hesitate to demonstrate completion of the pattern. Rider may drop bridle to the designated judge.

SPRING SHOW LUXEMBURG 2016

11/3812 WRAL Trail WALK-TROT Beginner
 12/5381 AQHA Trail WALK-TROT Novice Youth

PATTERN

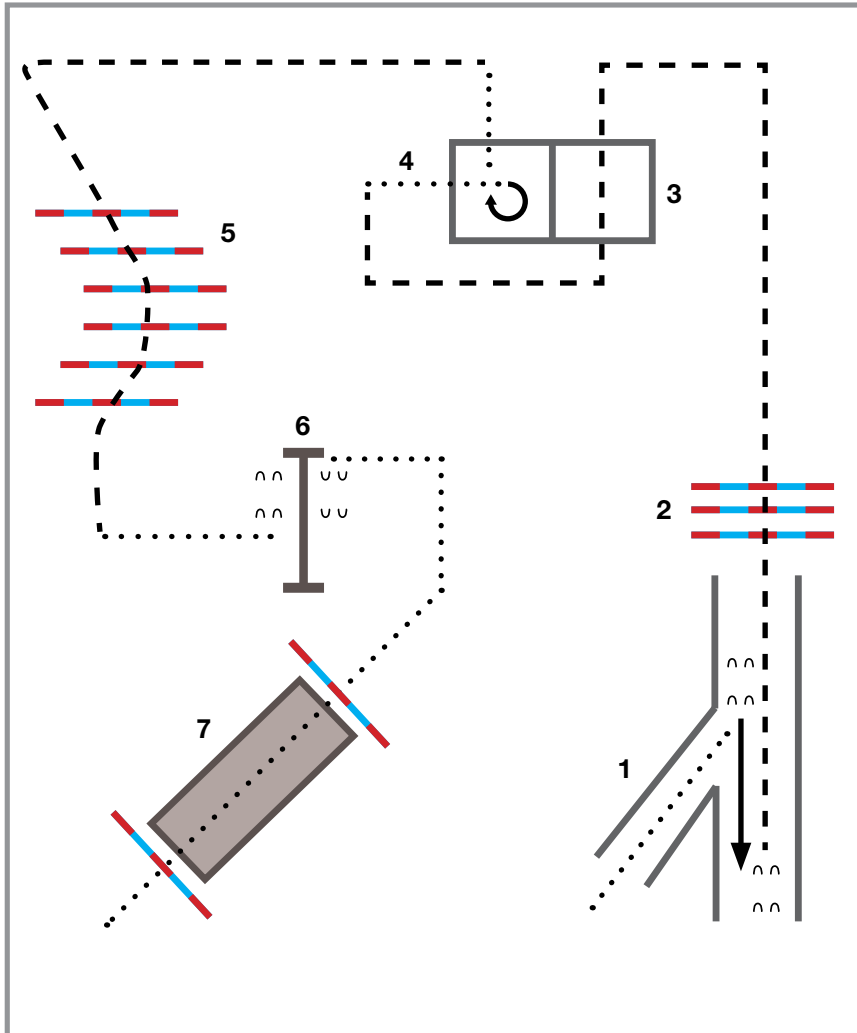
13



- 1) WALK & BACK
- 2) JOG OVER POLES
- 3) JOG THROUGH BOX
- 4) WALK IN BOX, 1/4 TURN LEFT, WALK OUT
- 5) JOG POLES
- 6) WALK THROUGH GATE
- 7) WALK BRIDGE

SPRING SHOW LUXEMBURG 2016

13/3381 AQHA Trail WALK-TROT Novice Amateur



- 1) WALK & BACK
- 2) JOG OVER POLES
- 3) JOG THROUGH BOX
- 4) WALK IN BOX, 3/4 TURN RIGHT,
WALK OUT
- 5) JOG POLES
- 6) WALK THROUGH GATE
- 7) WALK BRIDGE & POLES



TEAM WMB

Image nach Maß



KOLLEKTION 2014

Europa Allee 12 · 54343 Föhren

Tel. +49 (0) 65 02 / 99 65 72

Fax +49 (0) 65 02 / 99 69 430

www.team-wmb.de · info@team-wmb.de

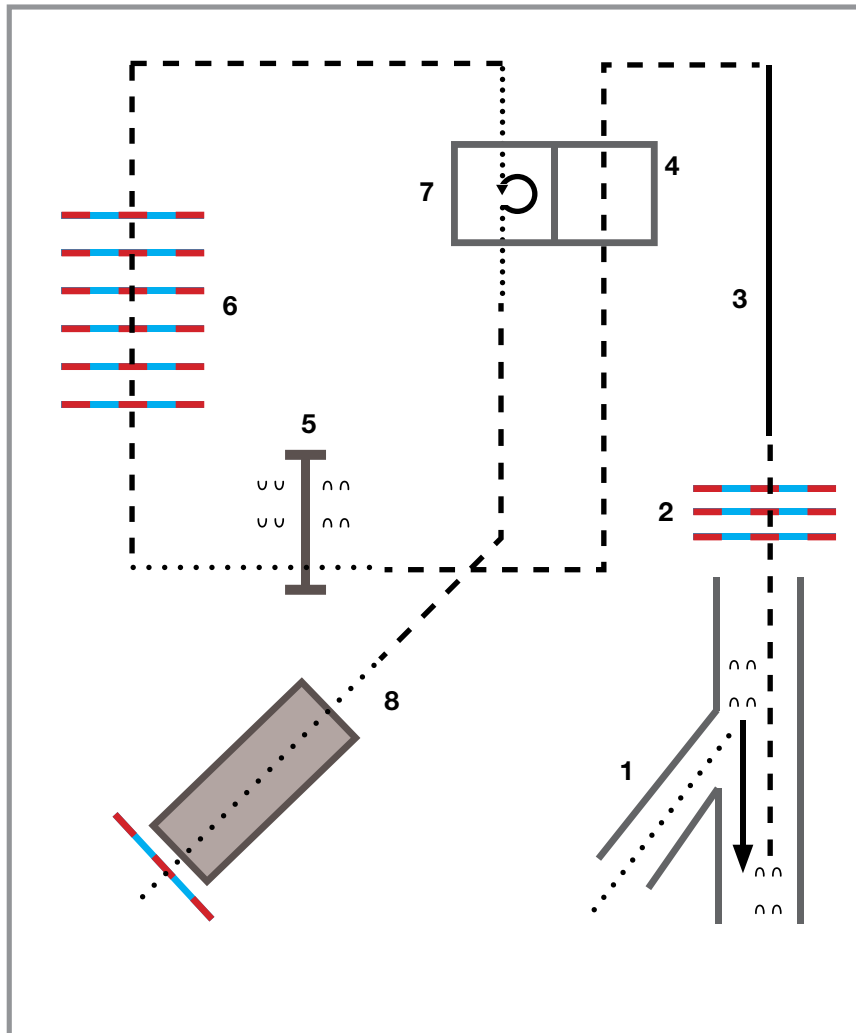
Promotion
Arbeitskleidung
Businesskleidung
Stickerei und Druck

SPRING SHOW LUXEMBURG 2016

16/3801 WRAL Trail AMATEUR

17/3380 AQHA Trail NOVICE AMATEUR

18/5380 AQHA Trail NOVICE YOUTH



- 1) WALK & BACK
- 2) JOG OVER POLES
- 3) LOPE LEFT LEAD
- 4) JOG OVER POLES
- 5) WALK THROUGH GATE
- 6) JOG POLES
- 7) WALK IN BOX, TURN 360°, WALK OUT
- 8) JOG & WALK BRIDGE & POLE

12 ABELERSTROOSS
L-8539 HUTTANGE

MOLL CREEK RANCH
HUTTANGE - LUXEMBOURG

OAK LEAF SALOON
RENTAL SALOON FOR YOUR FESTIVITY

WESTERN STORE
SADDLES, TACK, BOOTS, SHIRTS, JEANS, HATS AND MORE

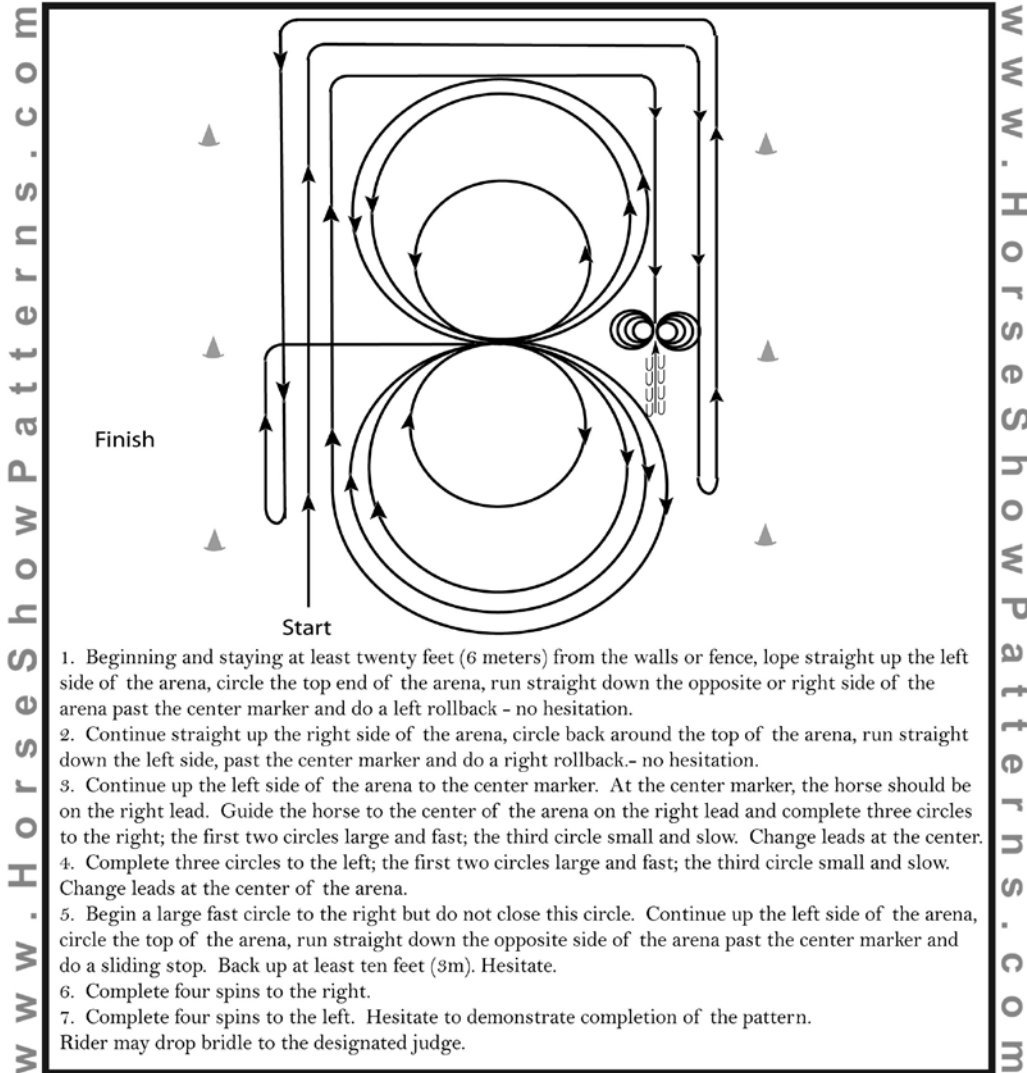
FOUR OAKS HOTEL
BED & BREAKFAST

Join us on Facebook
TEL - 621173145

SPRING SHOW LUXEMBURG 2016

26/340 REINING (WRAL/FLSE OPEN)

Show Date: 05/21/2016



1. Beginning and staying at least twenty feet (6 meters) from the walls or fence, lope straight up the left side of the arena, circle the top end of the arena, run straight down the opposite or right side of the arena past the center marker and do a left rollback - no hesitation.
 2. Continue straight up the right side of the arena, circle back around the top of the arena, run straight down the left side, past the center marker and do a right rollback - no hesitation.
 3. Continue up the left side of the arena to the center marker. At the center marker, the horse should be on the right lead. Guide the horse to the center of the arena on the right lead and complete three circles to the right; the first two circles large and fast; the third circle small and slow. Change leads at the center.
 4. Complete three circles to the left; the first two circles large and fast; the third circle small and slow. Change leads at the center of the arena.
 5. Begin a large fast circle to the right but do not close this circle. Continue up the left side of the arena, circle the top of the arena, run straight down the opposite side of the arena past the center marker and do a sliding stop. Back up at least ten feet (3m). Hesitate.
 6. Complete four spins to the right.
 7. Complete four spins to the left. Hesitate to demonstrate completion of the pattern.
- Rider may drop bridle to the designated judge.

[R/AQHAP-3]

Pattern Provided by:

WRAL/ QHAL

©2016 HorseShowPatterns.com. All Rights Reserved.



INTER-CENTRAL PNEU SARL

6 UM MIERSCHERBIERG

L-7526 MERSCH

WWW.ICP.LU

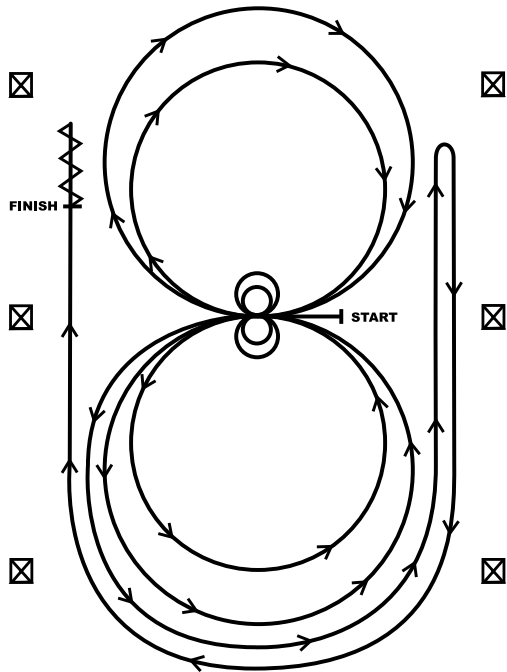
SPRING SHOW LUXEMBURG 2016

28/ 4302 REINING (WRAL BEGINNER)

48/ 5340 REINING (AQHA Novice Youth)

PATTERN

14



PATTERN

14

Horses may walk or jog to the center of the arena. Horses must walk or stop prior to starting the pattern. Beginning at the center of the arena facing the left wall or fence.

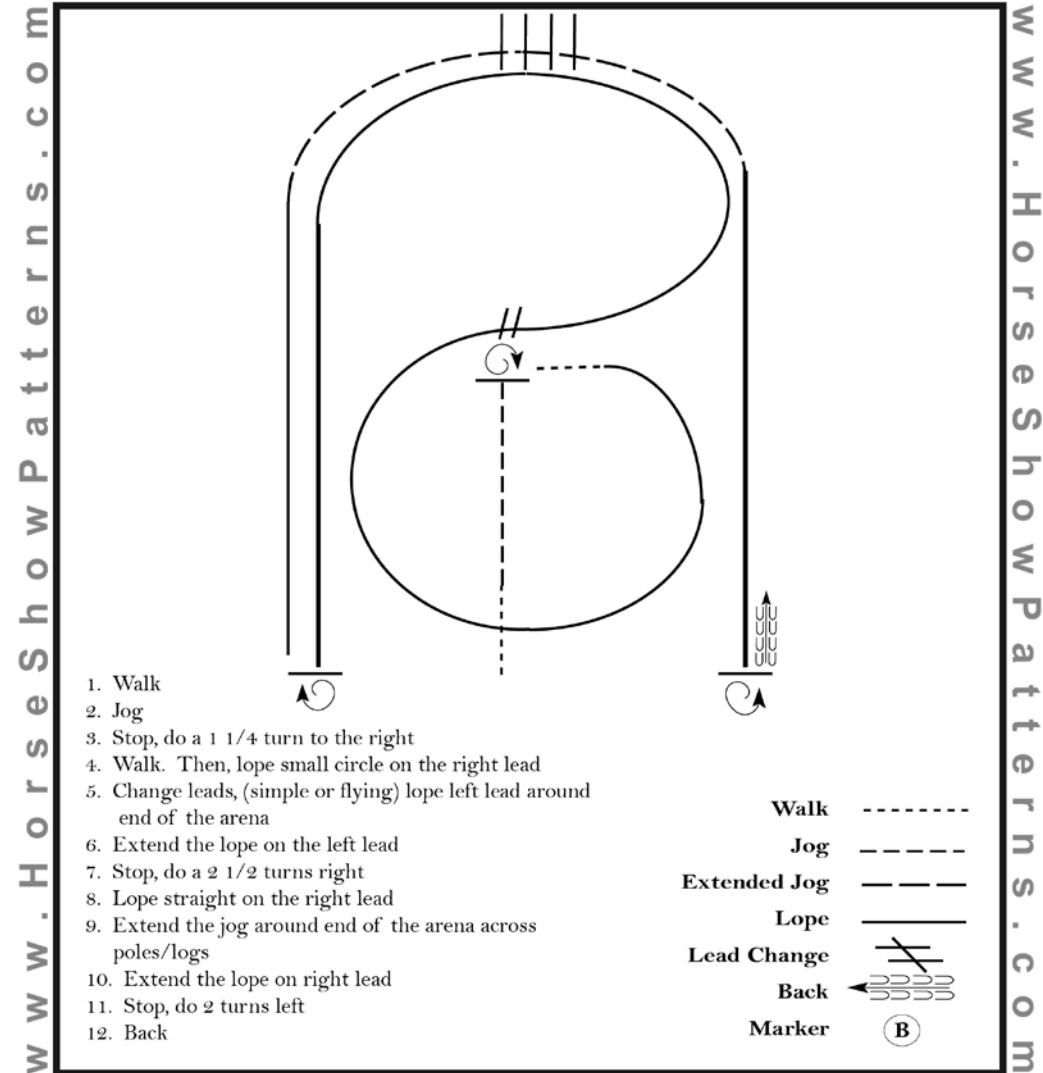
1. Beginning on the left lead, complete two circles to the left. Stop at the center of the arena. Hesitate.
2. Complete two spins to the left. Hesitate.
3. Beginning on the right lead complete two circles to the right. Stop at the center of the arena. Hesitate.
4. Complete two spins to the right. Hesitate.
5. Beginning on the left lead, go around the end of the arena, run down the right side of the arena past center marker, stop and roll back right.
6. Continue around the end of the arena to run down the left side of the arena past the center marker. Stop. Back up.

See the Judges' Guide for a summary of other allowances

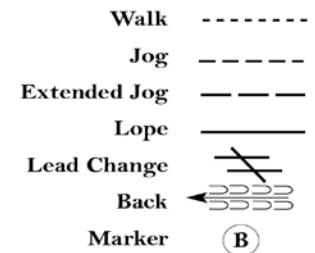
SPRING SHOW LUXEMBURG 2016

35/4209 RANCH RIDING (WRAL OPEN)

Show Date: 05/21/2016



1. Walk
2. Jog
3. Stop, do a 1 1/4 turn to the right
4. Walk. Then, lope small circle on the right lead
5. Change leads, (simple or flying) lope left lead around end of the arena
6. Extend the lope on the left lead
7. Stop, do a 2 1/2 turns right
8. Lope straight on the right lead
9. Extend the jog around end of the arena across poles/logs
10. Extend the lope on right lead
11. Stop, do 2 turns left
12. Back



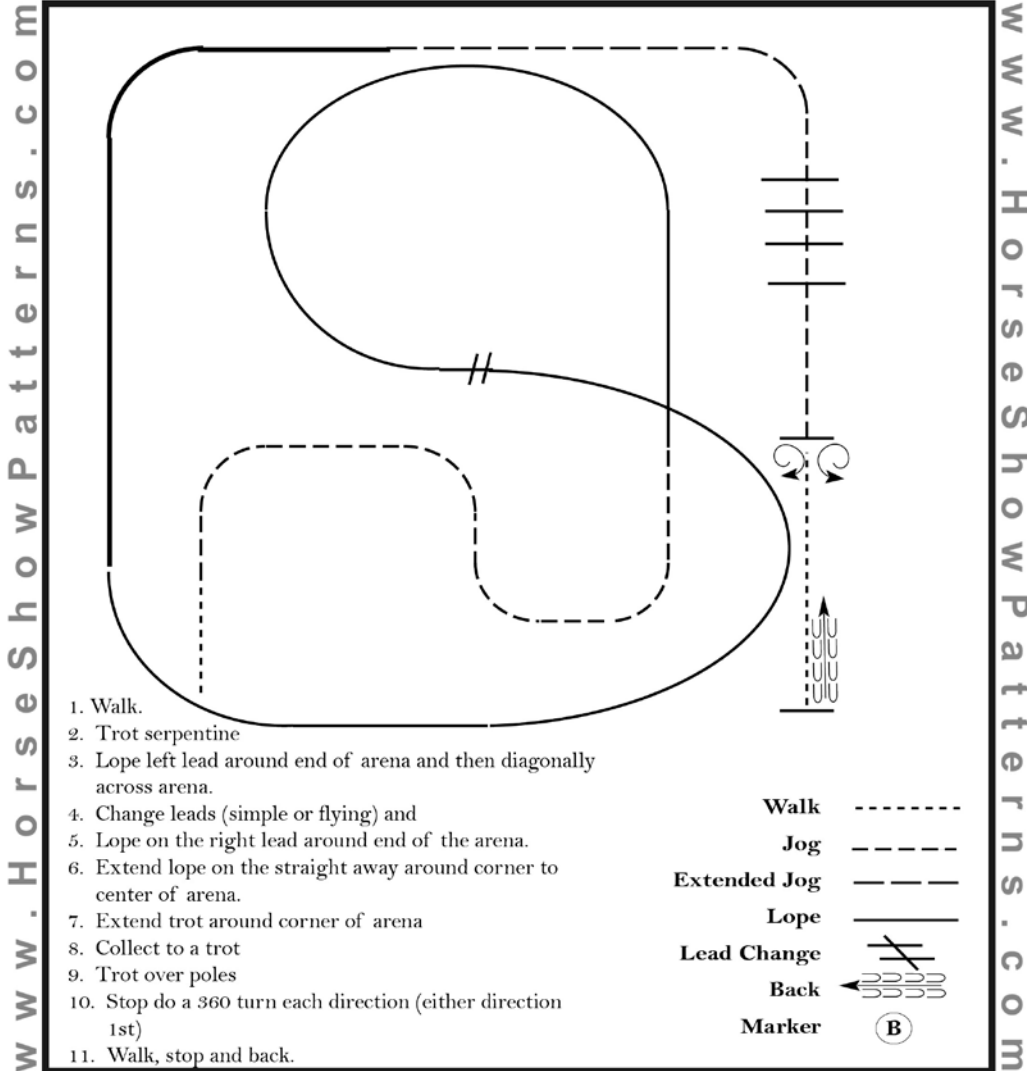
Pattern Provided by:

WRAL/ QHAL

SPRING SHOW LUXEMBURG 2016

36/5430 RANCH RIDING (WRAL BEGINNER)
 38/ 2430 RANCH RIDING (AQHA AMATEUR)
 119/ 4301 RANCH RIDING (WRAL AMTEUR)

Show Date: 05-22-2016



1. Walk.
2. Trot serpentine
3. Lope left lead around end of arena and then diagonally across arena.
4. Change leads (simple or flying) and
5. Lope on the right lead around end of the arena.
6. Extend lope on the straight away around corner to center of arena.
7. Extend trot around corner of arena
8. Collect to a trot
9. Trot over poles
10. Stop do a 360 turn each direction (either direction 1st)
11. Walk, stop and back.

Walk	-----
Jog	- - - - -
Extended Jog	— — — — —
Lope	—————
Lead Change	////
Back	←○○○○○
Marker	ⓑ

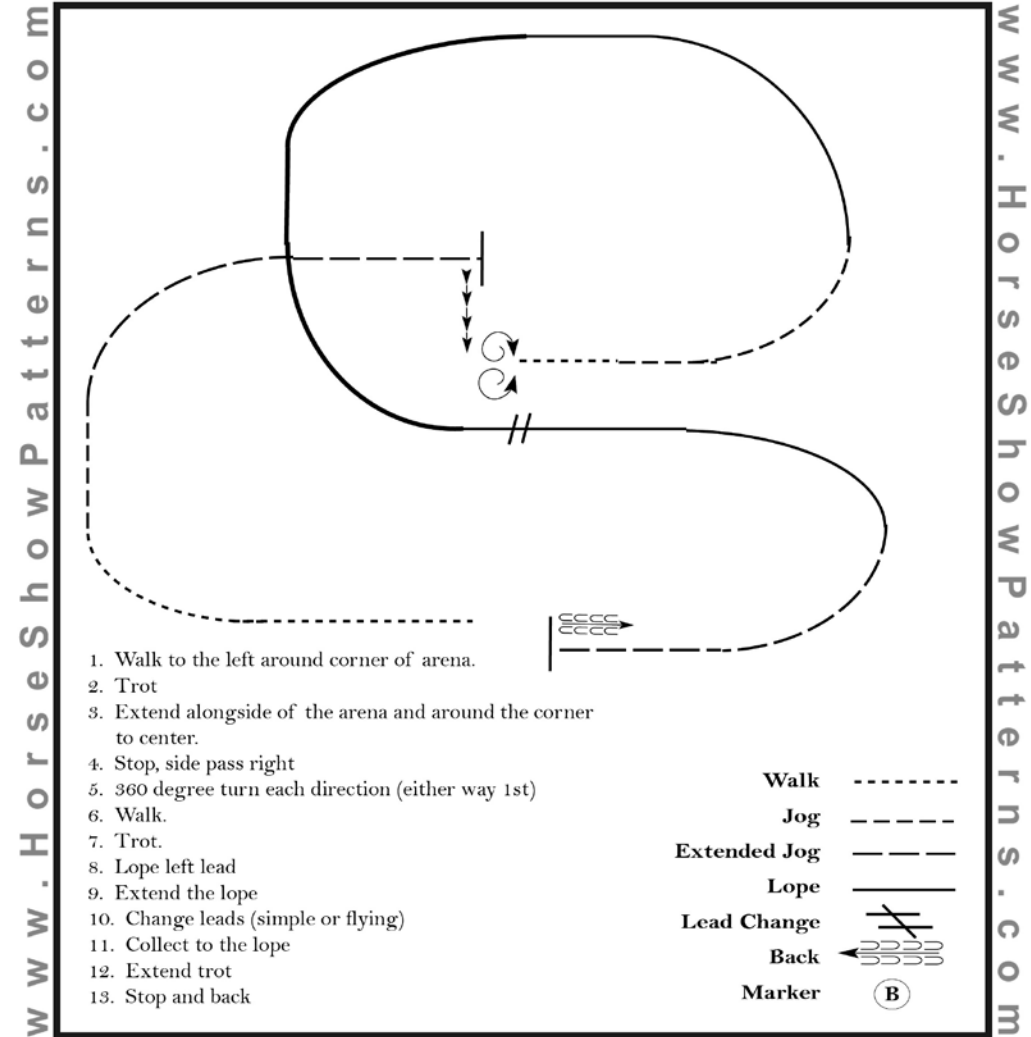
[RP/4]

Pattern Provided by:
WRAL/ QHAL

SPRING SHOW LUXEMBURG 2016

37/4430 RANCH RIDING (AQHA YOUTH)
 116/ 4430 RANCH RIDING (AQHA Novice Youth)
 117/ 3430 RANCH RIDING (AQHA Novice Amateur)

Show Date: 05-22-2016



1. Walk to the left around corner of arena.
2. Trot
3. Extend alongside of the arena and around the corner to center.
4. Stop, side pass right
5. 360 degree turn each direction (either way 1st)
6. Walk.
7. Trot.
8. Lope left lead
9. Extend the lope
10. Change leads (simple or flying)
11. Collect to the lope
12. Extend trot
13. Stop and back

Walk	-----
Jog	- - - - -
Extended Jog	— — — — —
Lope	—————
Lead Change	////
Back	←○○○○○
Marker	ⓑ

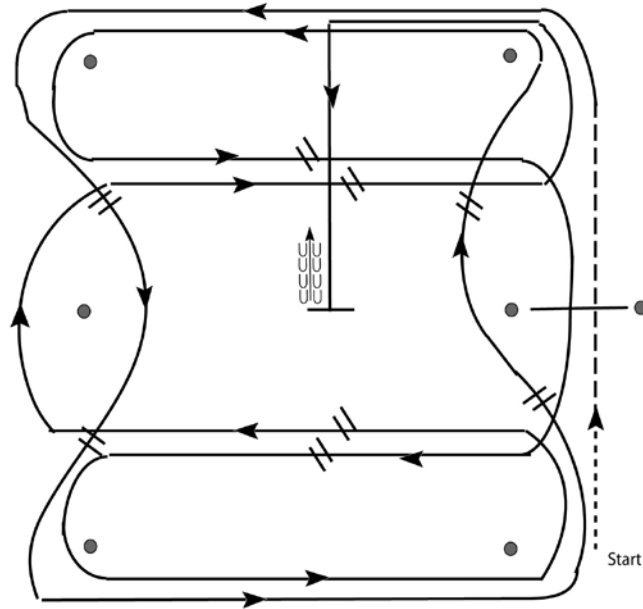
[RP/3]

Pattern Provided by:
WRAL/ QHAL

SPRING SHOW LUXEMBURG 2016

39/ 1360 WESTERN RIDING (AQHA OPEN)

Show Date: 05/21/2016



1. Walk, transition to jog, jog over log.
2. Transition to the lope, on the left lead.
3. First line change.
4. Second line change.
5. Third line change.
6. Fourth line change.
7. First crossing change.
8. Lope over the log.
9. Second crossing change.
10. Third crossing change.
11. Fourth crossing change.
12. Lope, stop and back.

[WR/OP-5]

Pattern Provided by:

WRAL/ QHAL

©2016 HorseShowPatterns.com. All Rights Reserved.



www.gama.lu



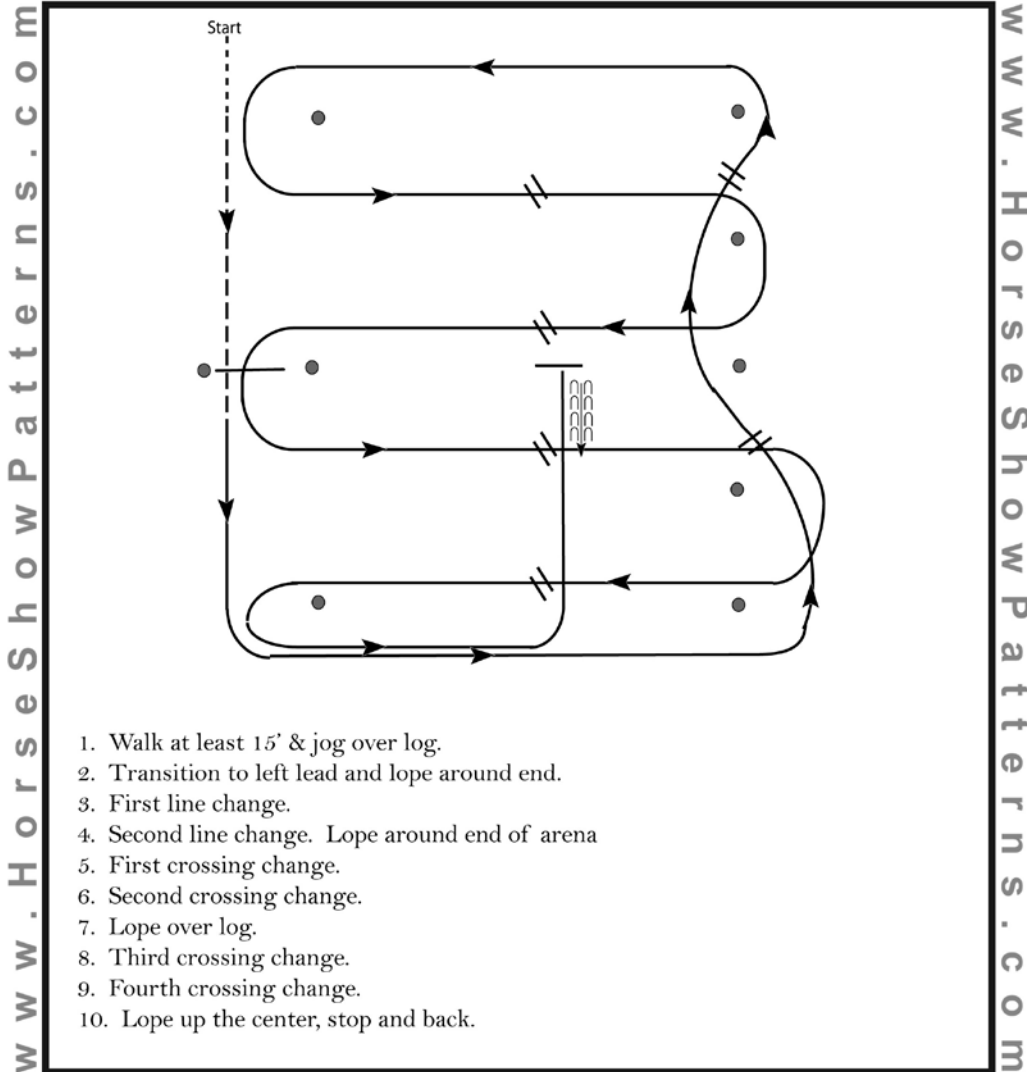
ARENDT

CONSTRUCTIONS METALLIQUES

SPRING SHOW LUXEMBURG 2016

40/ 2360 WESTERN RIDING (AQHA AMATEUR)

Show Date: 05/21/2016



1. Walk at least 15' & jog over log.
2. Transition to left lead and lope around end.
3. First line change.
4. Second line change. Lope around end of arena
5. First crossing change.
6. Second crossing change.
7. Lope over log.
8. Third crossing change.
9. Fourth crossing change.
10. Lope up the center, stop and back.

[WR/GP-1]

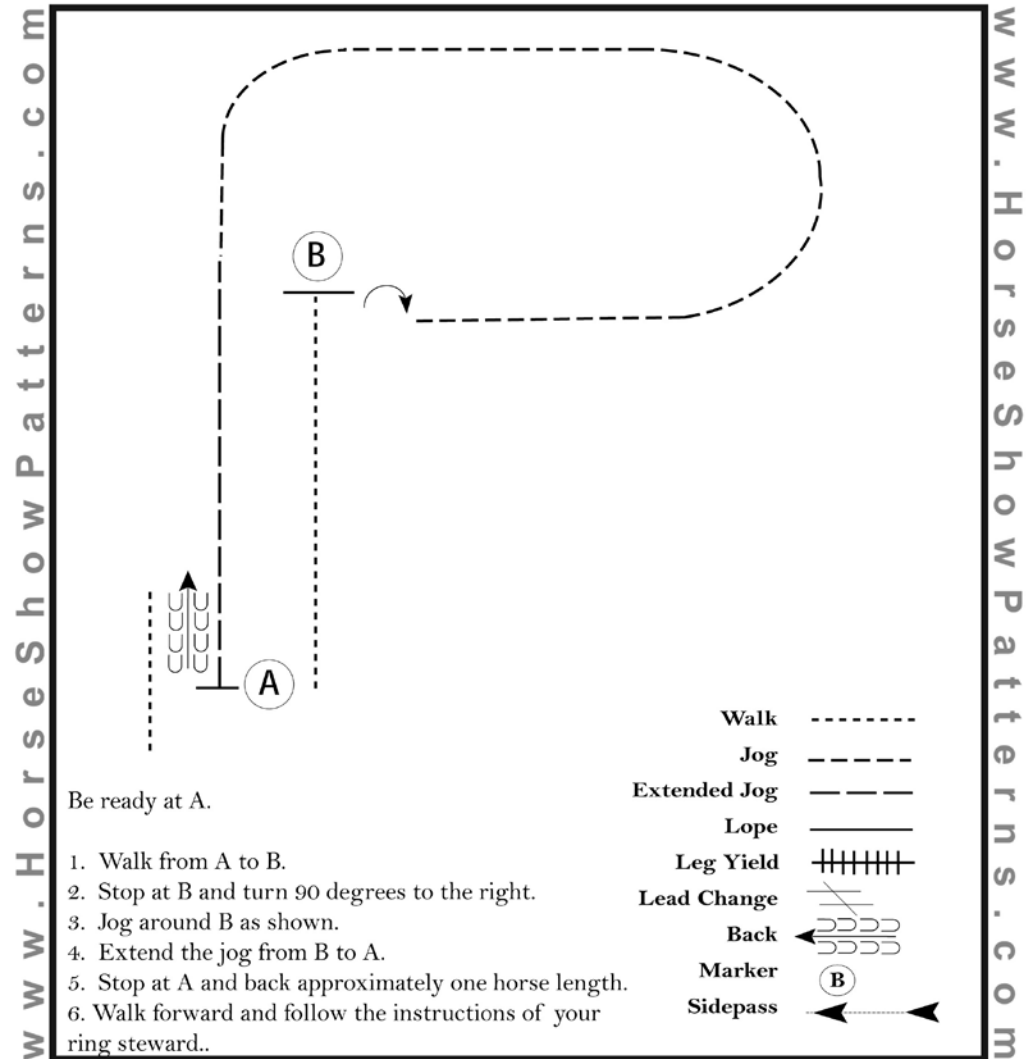
Pattern Provided by:

WRAL/ QHAL

SPRING SHOW LUXEMBURG 2016

41/ 2405 HORSEMANSHIP Walk Trot (WRAL BEGINNER)

Show Date: 05/21/2016



Be ready at A.

1. Walk from A to B.
2. Stop at B and turn 90 degrees to the right.
3. Jog around B as shown.
4. Extend the jog from B to A.
5. Stop at A and back approximately one horse length.
6. Walk forward and follow the instructions of your ring steward..

[WH/WT-53]

Pattern Provided by:

WRAL/ QHAL

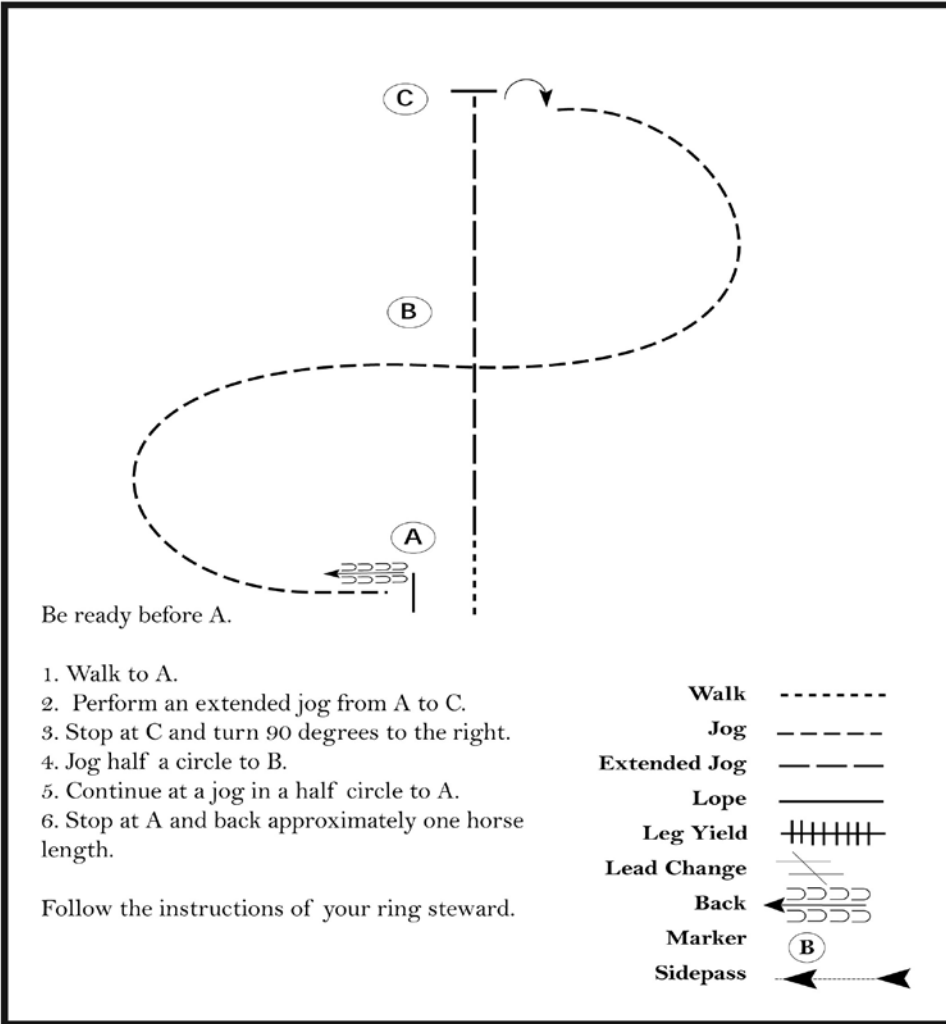
SPRING SHOW LUXEMBURG 2016

42/ 5401 HORSEMANSHIP Walk-Trot (AQHA Novice Youth)

Show Date: 05/21/2016

www.HorseShowPatterns.com

www.HorseShowPatterns.com



Be ready before A.

1. Walk to A.
2. Perform an extended jog from A to C.
3. Stop at C and turn 90 degrees to the right.
4. Jog half a circle to B.
5. Continue at a jog in a half circle to A.
6. Stop at A and back approximately one horse length.

Follow the instructions of your ring steward.

- Walk -----
- Jog - - - - -
- Extended Jog - - - - -
- Lope _____
- Leg Yield |||||||
- Lead Change / / / / /
- Back ←←←←←
- Marker (B)
- Sidepass ←-----→

[WH/WT-30]

Pattern Provided by:
WRAL/ QHAL

©2016 HorseShowPatterns.com. All Rights Reserved.



<http://www.trierweiler.lu>
info@trierweiler.lu

Z.I. « Um Mierscherbiërg »
7, allée J.W. Leonard
L-7526 MERSCH
Tél. : 32 60 95 dépôt : 32 51 07

Carrelages - Chapes - Pierres Naturelles
Vente - Pose - Rénovations - Conseils
EXPOSITION



Garage Roby Cruciani
73, route de Luxembourg
L-3515 Dudelange
Tél. : 52 02 52 - 1

Effizient und attraktiv – auch im Preis:
Vitodens 200-W.



Gas-Brennwert-Wandgerät
mit beispielhaftem Preis-
Leistungs-Verhältnis:

- Maximale Energieausnutzung auf kleinstem Raum
- Langlebige Inox-Radial-Heizfläche aus Edelstahl
- Besonders für den Einsatz im Geschoss-Wohnungsbau geeignet

VIESSMANN

Wir beraten Sie gern:

CHAUFFAGE · SANITAIRE
Baumert



CHAUFFAGE · SANITAIRE
Baumert

WWW.BAUMERT-ENT.LU



BGL
BNP PARIBAS

SPRING SHOW LUXEMBURG 2016

43/ 3401 HORSEMANSHIP Walk-Trot (AQHA Novice Amateur)

Show Date: 05/21/2016



www.HorseShowPatterns.com

www.HorseShowPatterns.com

Be ready lined up to A.

1. Walk approximately 2 horse lengths toward A.
2. Stop and back until even with B.
3. Jog to A.
4. Walk around A as shown.
5. Jog to B.
6. Walk around B.
7. Jog in a straight line as shown.
8. Pattern is over once you have passed A.

Follow the instructions of your ring steward.

Walk -----
Jog - - - - -
Extended Jog - - - - -
Lope _____
Lead Change 
Back 
Marker (B)

[WH/WT-92]

Pattern Provided by:
WRAL/ QHAL

SPRING SHOW LUXEMBURG 2016

44/ 4400 WESTERN HORSEMANSHIP (WRAL YOUTH)

Show Date: 05/21/2016



www.HorseShowPatterns.com

www.HorseShowPatterns.com

Be ready at A.

1. Jog in a half circle until between A and B.
2. Extend the jog around B and C as shown.
3. Lope on the right lead until even with B.
4. Stop and back approximately one horse length.
5. Walk straight away.

Follow the instructions of your ring steward.

Walk -----
Jog - - - - -
Extended Jog - - - - -
Lope _____
Lead Change 
Back 
Marker (B)

[WH/1-85]

Pattern Provided by:
WRAL/ QHAL

SPRING SHOW LUXEMBURG 2016

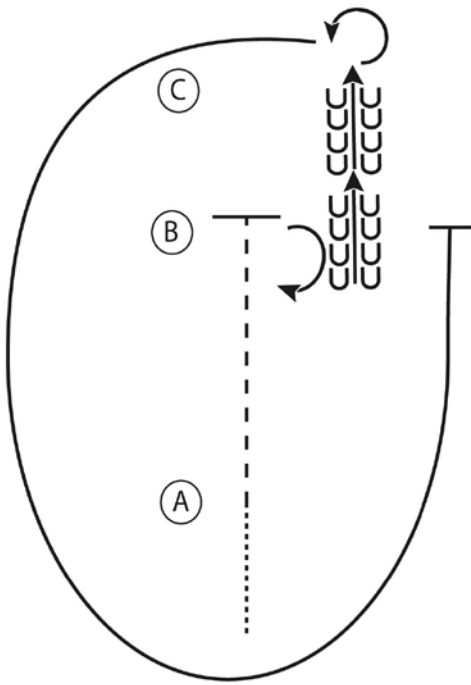
45/ 2401 WESTERN HORSEMANSHIP (WRAL AMATEUR)

Show Date: 05/21/2016

www.HorseShowPatterns.com

www.HorseShowPatterns.com

1. Walk to A
2. Jog A to B
3. Stop at B and perform a 180 degree turn to the right
4. Back to C
5. At C perform a 270 degree turn to the left
6. Lope a circle around A, returning to B
7. Stop at B



- Walk - - - - -
- Jog - - - - -
- Extended Jog - - - - -
- Lope ————
- Leg Yield ||| ||| ||| ||| |||
- Lead Change / / / / /
- Back ← ← ← ← ←
- Marker (B)
- Sidepass ← ← ← ← ←

[WH/2-14]

Pattern Provided by:

WRAL/ QHAL

©2016 HorseShowPatterns.com. All Rights Reserved.

EIFEL PferdeZAHNFEE

Equine Dentist Sabine Pauly

Pferdezahnbehandlungen

Telefon: 0171-8092541 • Deudesfeld

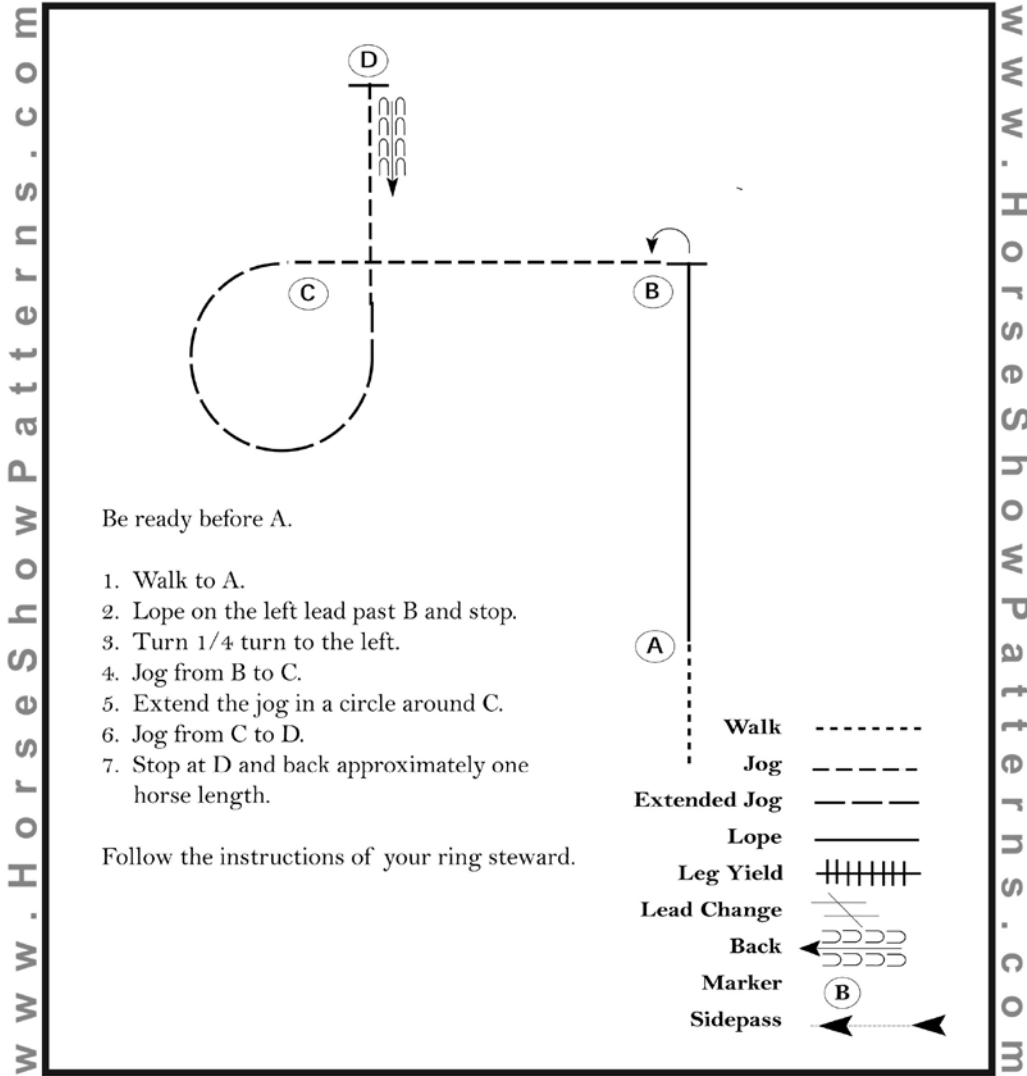
www.eifel-pferdezahnfee.de

LAVAZZA

SPRING SHOW LUXEMBURG 2016

46/ 2402 WESTERN HORSEMANSHIP (WRAL BEGINNER)

Show Date: 05/21/2016

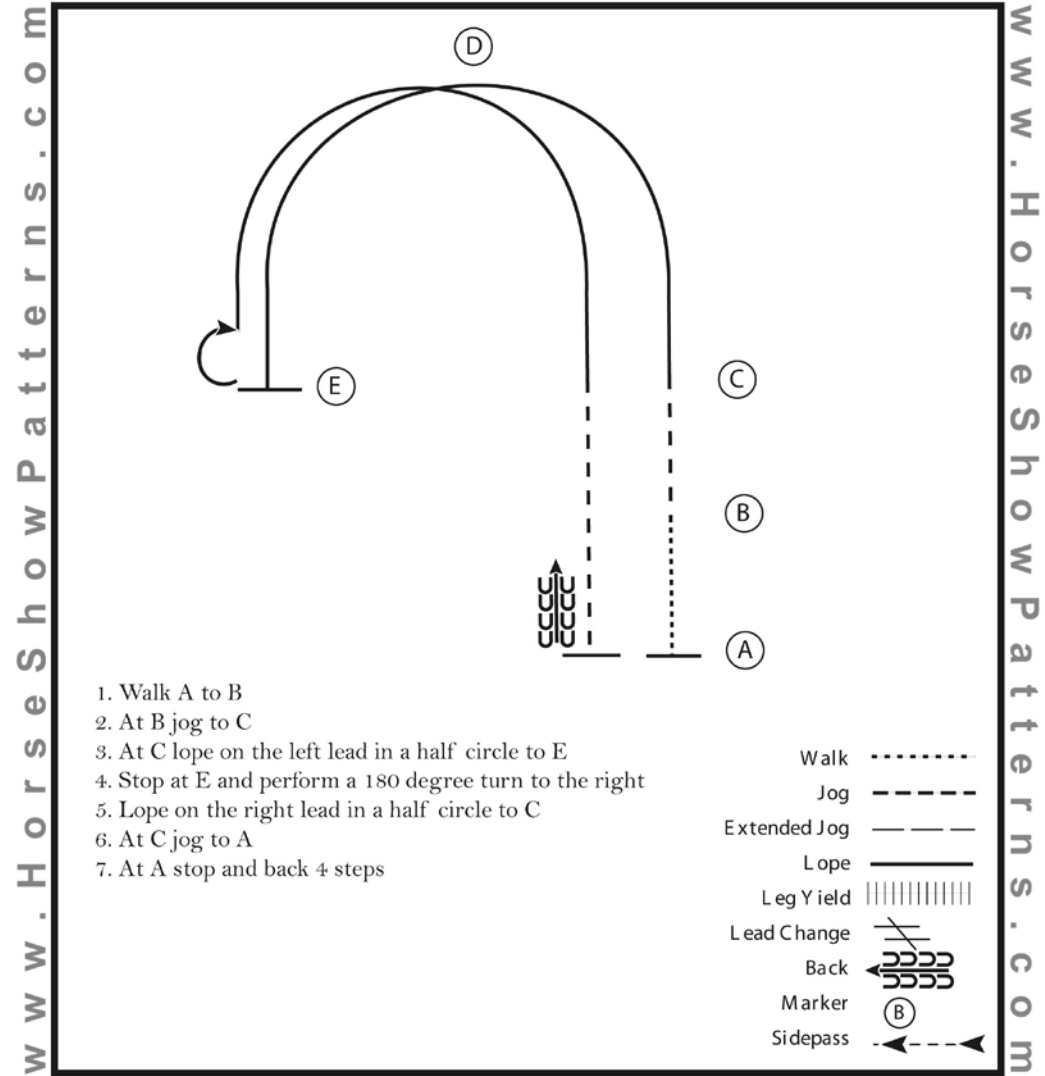


Pattern Provided by:
WRAL/ QHAL

SPRING SHOW LUXEMBURG 2016

47/ 2400 WESTERN HORSEMANSHIP (AQHA AMATEUR)

Show Date: 05/21/2016

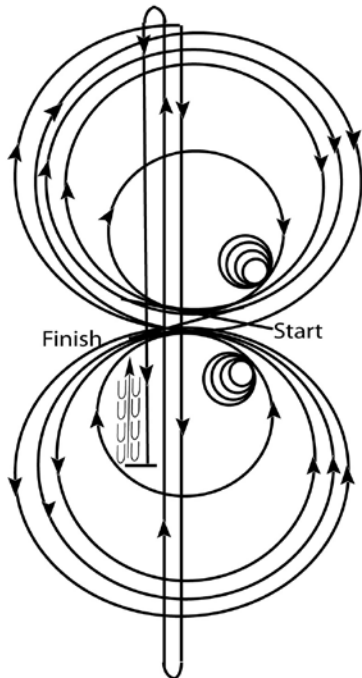


Pattern Provided by:
WRAL/ QHAL

SPRING SHOW LUXEMBURG 2016

49/ 2340 REINING (AQHA AMATEUR)
120/1342 SENIOR REINING (AQHA OPEN)

Show Date: 05-22-2016



Horses must walk or stop prior to starting pattern. Begin at the center of the arena facing the left wall or fence.

1. Beginning on the right lead, complete three circles to the right; the first two circles large and fast; the third circle small and slow. Stop at the center of the arena.
 2. Complete four spins to the right. Hesitate.
 3. Beginning on the left lead, complete three circles to the left; the first two circles large and fast; the third circle small and slow. Stop at the center of the arena.
 4. Complete four spins to the left. Hesitate.
 5. Beginning on the right lead, run a large first circle to the right, change leads at the center of the arena, run a large fast circle to the left, and change leads at the center of the arena.
 6. Continue around previous circle to the right. At the top of the circle, run down the middle to the far end of the arena past the end marker and do a right rollback - no hesitation.
 7. Run up the middle to the opposite end of the arena past the end marker and do a left rollback - no hesitation.
 8. Run past the center marker and do a sliding stop. Back up to the center of the arena or at least 10 feet (3m). Hesitate to demonstrate completion of the pattern.
- Rider may drop bridle to the designated judge.

[R/AQHAP-4]

Pattern Provided by:

WRAL/ QHAL

©2016 HorseShowPatterns.com. All Rights Reserved.

HICKORY MOONSHINE

Ein Decksprung für die bestplatzierte Stute in der
Amateur Reining/Ranch Riding im Circuit 2016



EQUI POWERED BY
VENUE
WWW.EQUIVENUE.COM

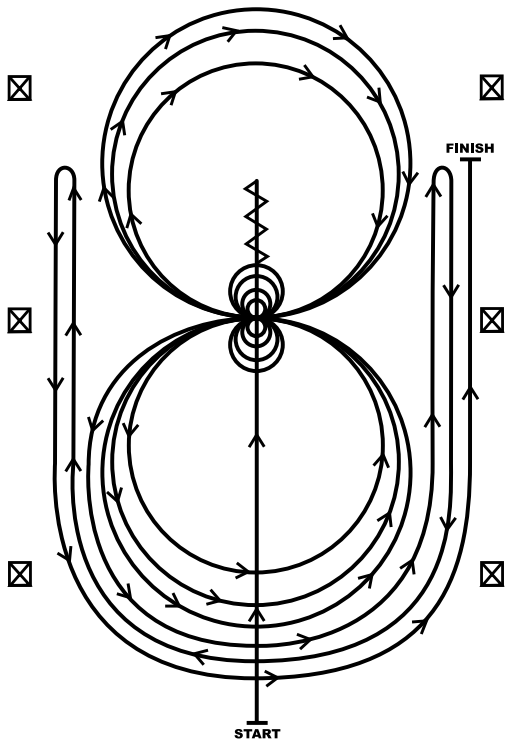
HANSERHOF-NEWEL.DE

SPRING SHOW LUXEMBURG 2016

50/ 1100 REINING 150\$ added (NRHA OPEN)
51/ 1600 REINING 100\$ added (NRHA LTD OPEN)

PATTERN

12



PATTERN

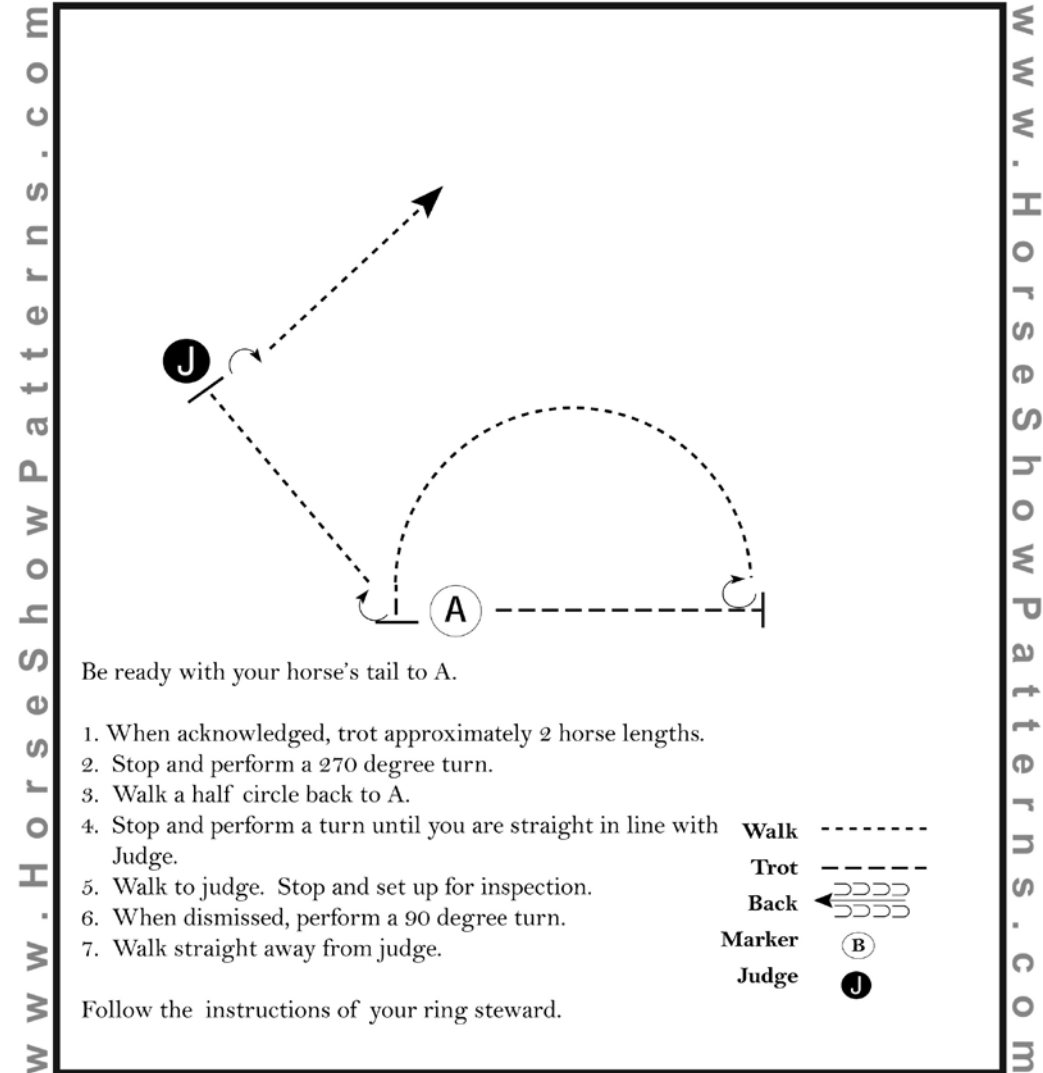
12

1. Run past the center marker and do a sliding stop. Back up to the center of the arena or at least 10 feet (3 meters). Hesitate.
 2. Complete four spins to the right.
 3. Complete four and one-quarter spins to the left so that the horse is facing the left wall or fence. Hesitate.
 4. Beginning on the left lead, compete three circles to the left: the first two circles large and fast; the third circle small and slow. Change leads at the center of the arena.
 5. Complete three circles to the right: the first two circles large and fast; the third circle small and slow. Change leads at the center for the arena.
 6. Begin a large circle to the left but do not close this circle. Run up the right side of the arena past the center marker and do a right rollback at least 20 feet (6 meters) from the wall or fence-no hesitation.
 7. Continue back around previous circle but do not close this circle. Run up the left side of the arena and past the center marker and do a left rollback at least 20 feet (6 meters) from the wall or fence-no hesitation.
 8. Continue back around previous circle but do not close this circle. Run up the right side of the arena past the center marker and do a sliding stop at least 20 feet (6 meters) from the wall or fence.
- Rider may drop bridle to the designated judge.

SPRING SHOW LUXEMBURG 2016

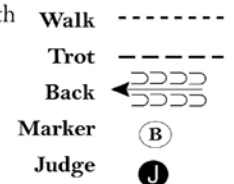
93/ 1202 SHOWMANSHIP AT HALTER (WRAL BEGINNER)

Show Date: 05-22-2016



Be ready with your horse's tail to A.

1. When acknowledged, trot approximately 2 horse lengths.
2. Stop and perform a 270 degree turn.
3. Walk a half circle back to A.
4. Stop and perform a turn until you are straight in line with Judge.
5. Walk to judge. Stop and set up for inspection.
6. When dismissed, perform a 90 degree turn.
7. Walk straight away from judge.



Follow the instructions of your ring steward.

Pattern Provided by:

WRAL/ QHAL

SPRING SHOW LUXEMBURG 2016

94/ 1201 SHOWMANSHIP AT HALTER (WRAL AMATEUR)

Show Date: 05-22-2016

www.HorseShowPatterns.com

Be ready at A.

1. Trot an arc to the right.
2. At the top of the arc, walk two strides.
3. Trot in a half circle and straight to Judge.
4. Stop and set up for inspection.
5. When dismissed, perform a 1/2 turn.
6. Trot around B as shown and stop before A.
7. Perform a 3/4 turn and walk straight away to exit.

Follow the instructions of your ring steward.

Walk -----
 Trot - - - - -
 Back ←=====

Marker ○ B
 Judge ● J

www.HorseShowPatterns.com

[S/1-46]

Pattern Provided by:

WRAL/ QHAL

©2016 HorseShowPatterns.com. All Rights Reserved.



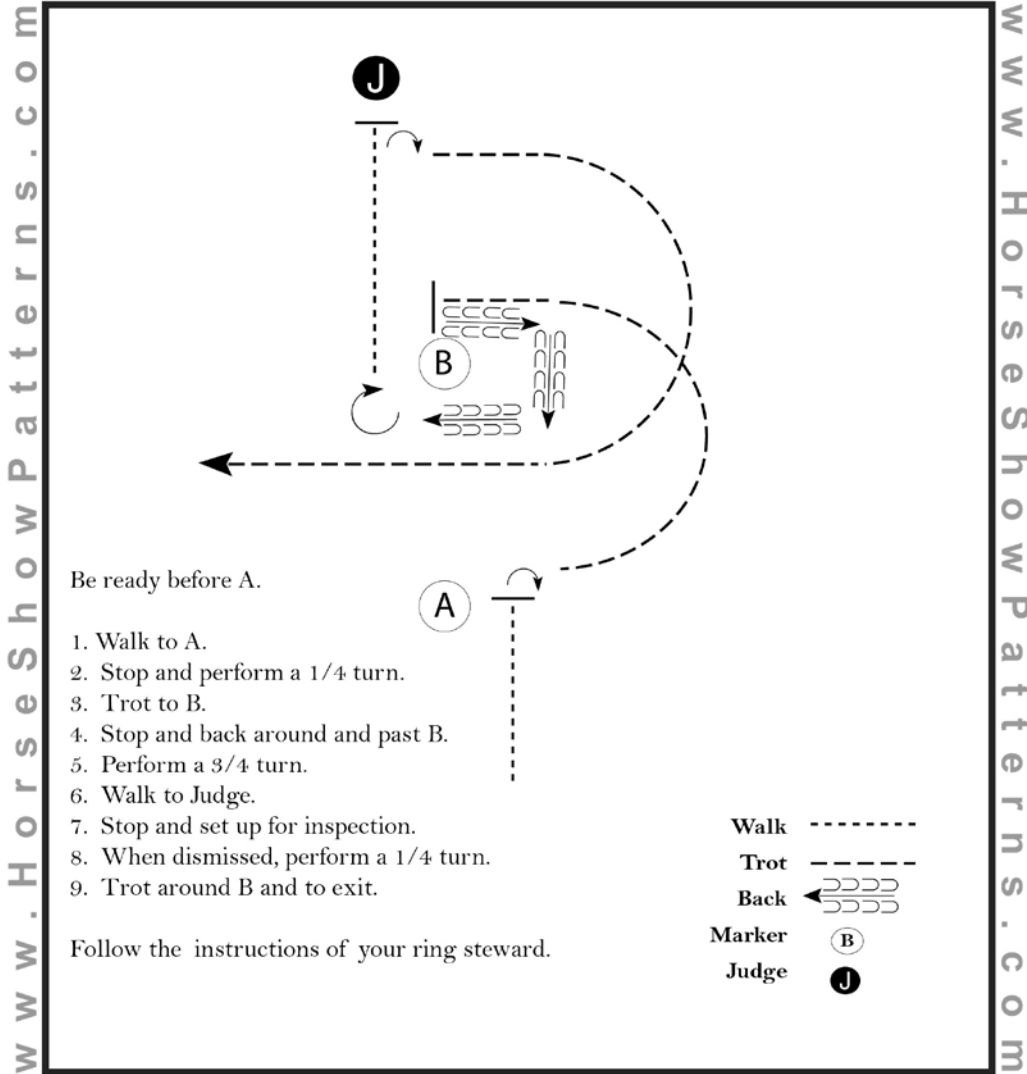
EQUIVA Mersch - Reitsportgeschäft

9 Um Mierscherbiërg - 7526 Mersch - Luxemburg - Telefon:+352 26 32 18 27
 Öffnungszeiten: Montag - Freitag 9.00 - 20.00 Uhr, Samstag 9.00 - 19.00 Uhr

SPRING SHOW LUXEMBURG 2016

95/ 2120 SHOWMANSHIP AT HALTER (AQHA AMATEUR)

Show Date: 05-22-2016



Be ready before A.

1. Walk to A.
2. Stop and perform a 1/4 turn.
3. Trot to B.
4. Stop and back around and past B.
5. Perform a 3/4 turn.
6. Walk to Judge.
7. Stop and set up for inspection.
8. When dismissed, perform a 1/4 turn.
9. Trot around B and to exit.

Follow the instructions of your ring steward.

Walk - - - - -
 Trot - - - - -
 Back ← - - - - -
 Marker (B)
 Judge (J)

[S/2-85]

Pattern Provided by:

WRAL/ QHAL



phillipps S.à.r.l.
 Immer eine Idee besser

RAUMVERGNÜGEN.

Das Auge wohnt mit.
 Gönnen Sie sich frische,
 schöne Aussichten mit
 unserem kreativen
 Raumprogramm.

Rufen Sie uns an!

Peinture Phillipps Sàrl

7, rue de Godbrange
 L-6118 Junglinster
 Tel.: 00352 / 42 64 95

3, rue de la Déportation
 L-1415 Luxembourg Hollerich
 Tel.: 00352 / 42 64 95-40

RAUMPROGRAMM.

- klassische Maler- und Lackiererarbeiten
- hochwertige dekorative Gestaltungstechniken
- Bodenbeläge
- Spanndecken
- Elektroarbeiten
- 100 % Service – bis hin zum Aus-/Einräumen und zur Profi-Bauschlussreinigung

info@phillipps.lu
 www.phillipps.lu



SPRING SHOW LUXEMBURG 2016

96/ 4120 SHOWMANSHIP AT HALTER (AQHA YOUTH)

Show Date: 05-22-2016

www.HorseShowPatterns.com

Be ready at A.

1. Trot an arc to the right.
2. At the top of the arc, walk two strides.
3. Trot in a half circle and straight to Judge.
4. Stop and set up for inspection.
5. When dismissed, perform a 1/2 turn.
6. Trot around B as shown and stop before A.
7. Perform a 3/4 turn and walk straight away to exit.

Follow the instructions of your ring steward.

Walk	-----
Trot	-----
Back	←=====
Marker	ⓑ
Judge	ⓙ

www.HorseShowPatterns.com

[S/1-46]

Pattern Provided by:
WRAL/ QHAL

SPRING SHOW LUXEMBURG 2016

97/ 3120 SHOWMANSHIP AT HALTER (AQHA Novice Amateur)

Show Date: 05-22-2016

www.HorseShowPatterns.com

Be ready before A.

1. Walk to A.
2. Stop and back around A.
3. Perform a 3/4 turn.
4. Trot around B and to Judge.
5. Stop and set up for inspection..
6. When dismissed perform a 1/4 turn.
8. Walk 1/4 circle.
9. Trot around B and to exit as shown.

Follow the instructions of your ring steward.

Walk	-----
Trot	-----
Back	←=====
Marker	ⓑ
Judge	ⓙ

www.HorseShowPatterns.com

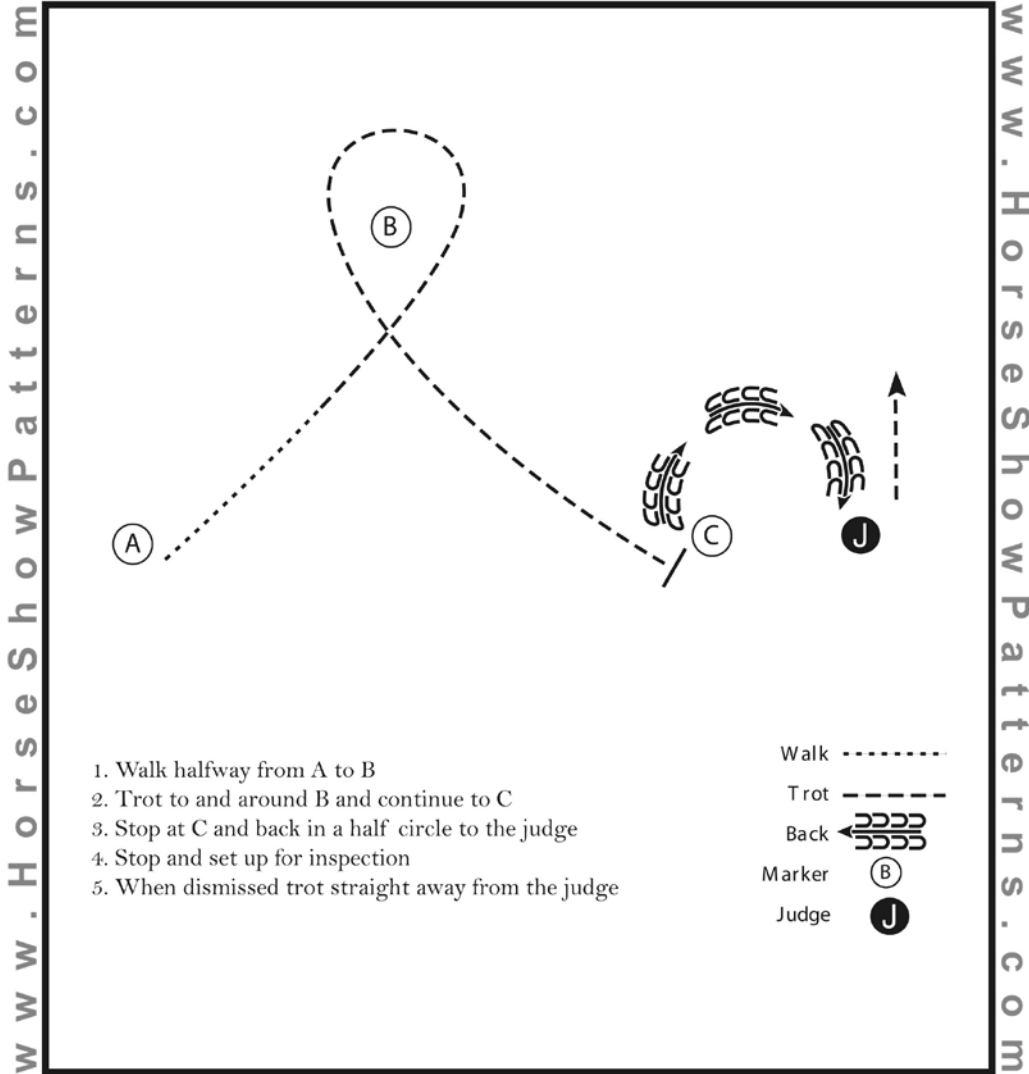
[S/2-84]

Pattern Provided by:
WRAL/ QHAL

SPRING SHOW LUXEMBURG 2016

98/ 5120 SHOWMANSHIP AT HALTER (AQHA Novice Youth)

Show Date: 05-22-2016



[S/2-2]

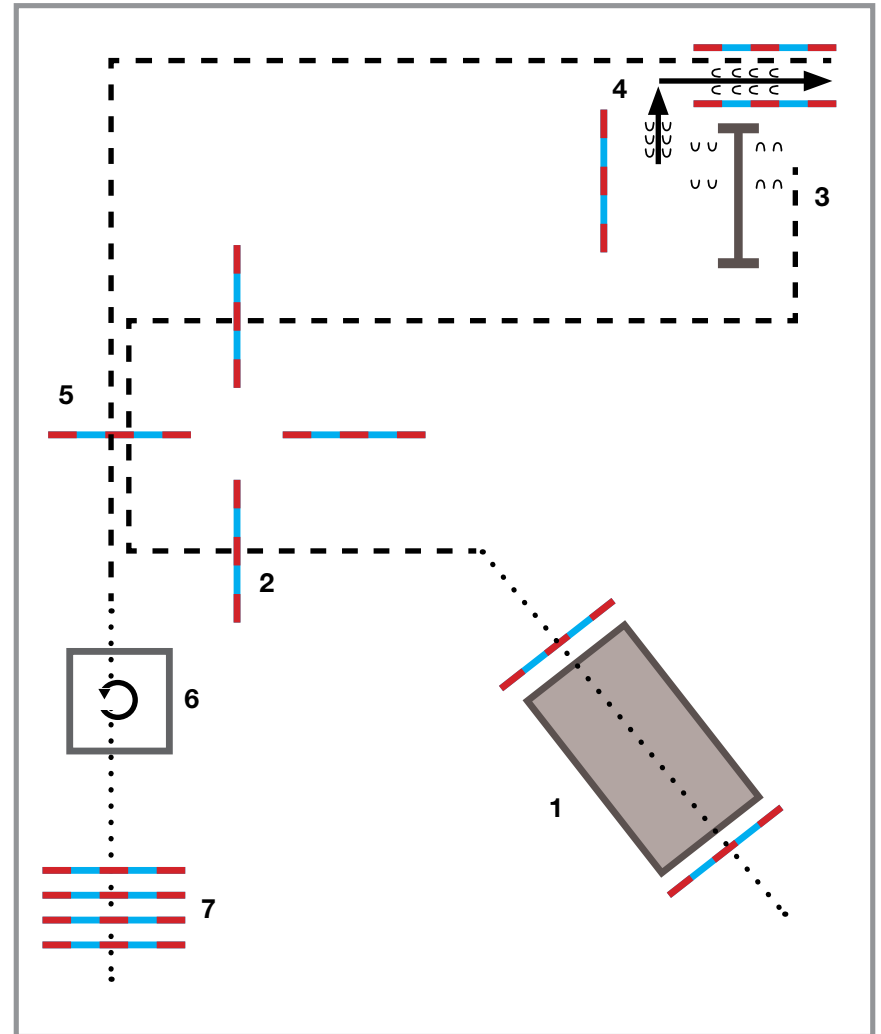
Pattern Provided by:

WRAL/ QHAL

©2016 HorseShowPatterns.com. All Rights Reserved.

SPRING SHOW LUXEMBURG 2016

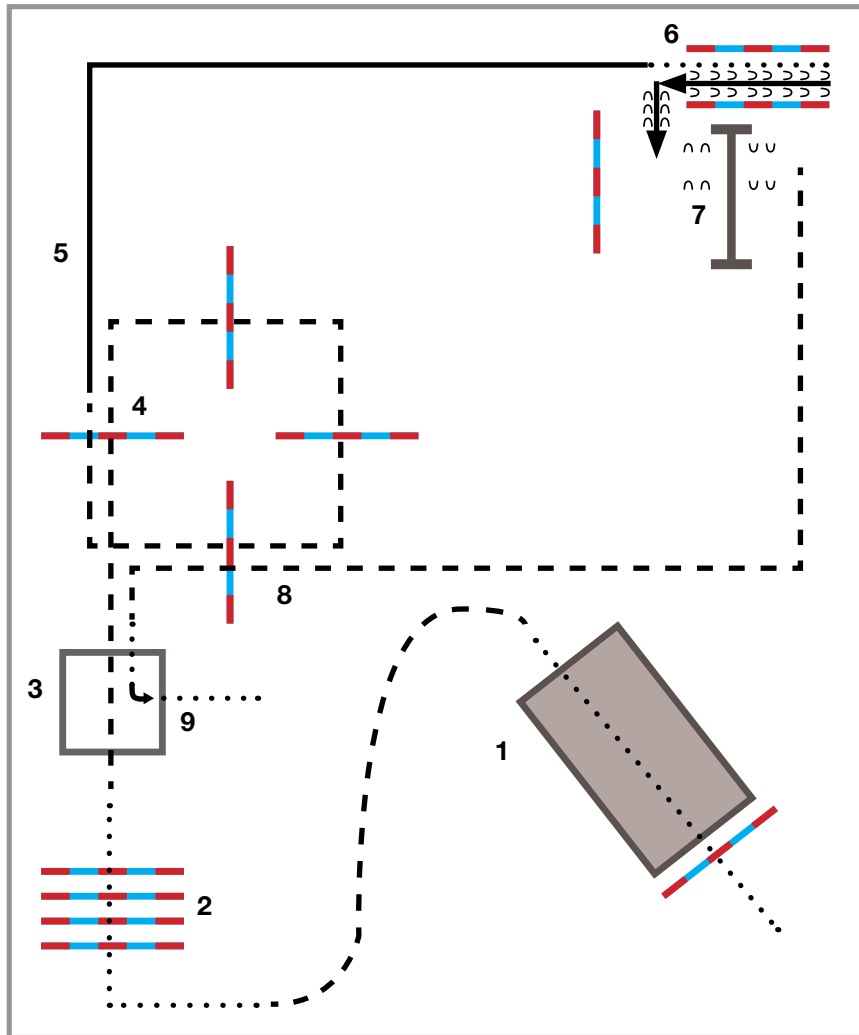
99/3822 WRAL TRAIL IN HAND OPEN



- 1) WALK BRIDGE & POLES
- 2) JOG POLES
- 3) WALK THROUGH GATE
- 4) BACK IN CHUTE
- 5) JOG POLE
- 6) WALK IN BOX, TURN 360°, WALK OUT
- 7) WALK POLES

SPRING SHOW LUXEMBURG 2016

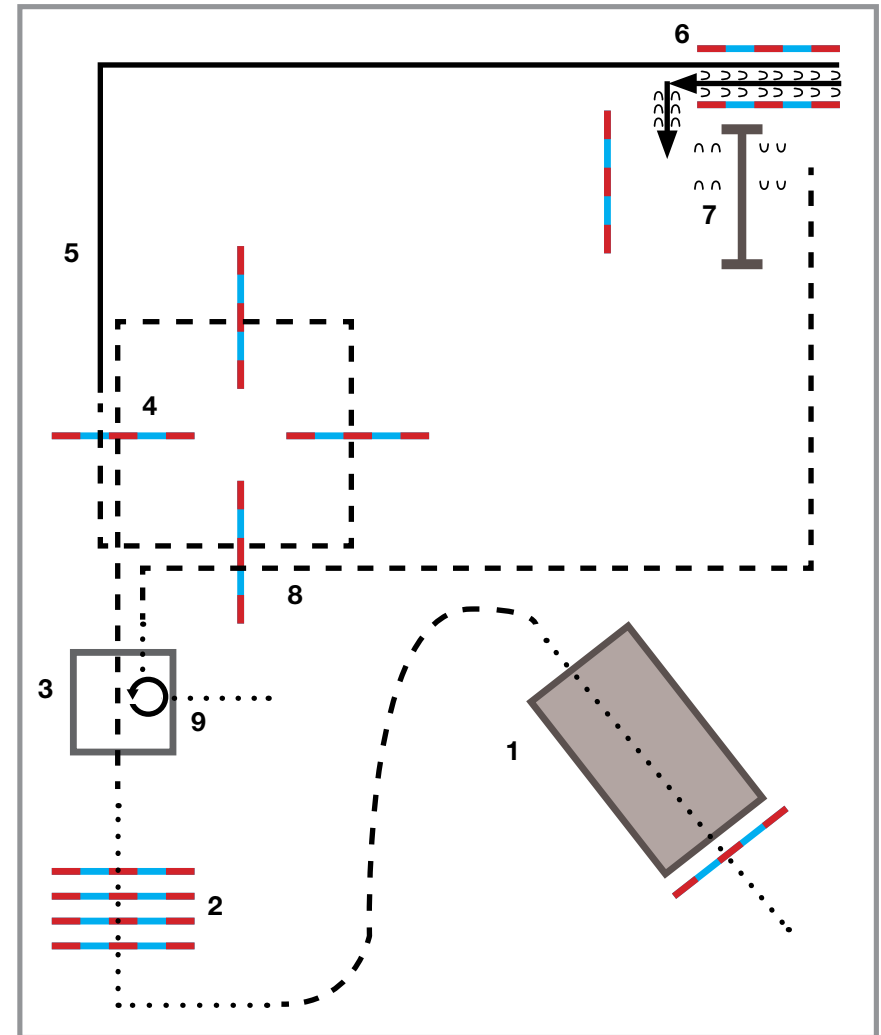
100/2380 AQHA Trail AMATEUR
101/4380 AQHA Trail YOUTH



- 1) WALK BRIDGE & JOG
- 2) WALK POLES
- 3) JOG THROUGH BOX
- 4) JOG POLES
- 5) LOPE RIGHT LEAD TO CHUTE
- 6) WALK IN CHUTE & BACK
- 7) WALK THROUGH GATE
- 8) JOG POLE
- 9) WALK IN BOX, 1/4 TURN LEFT, WALK OUT

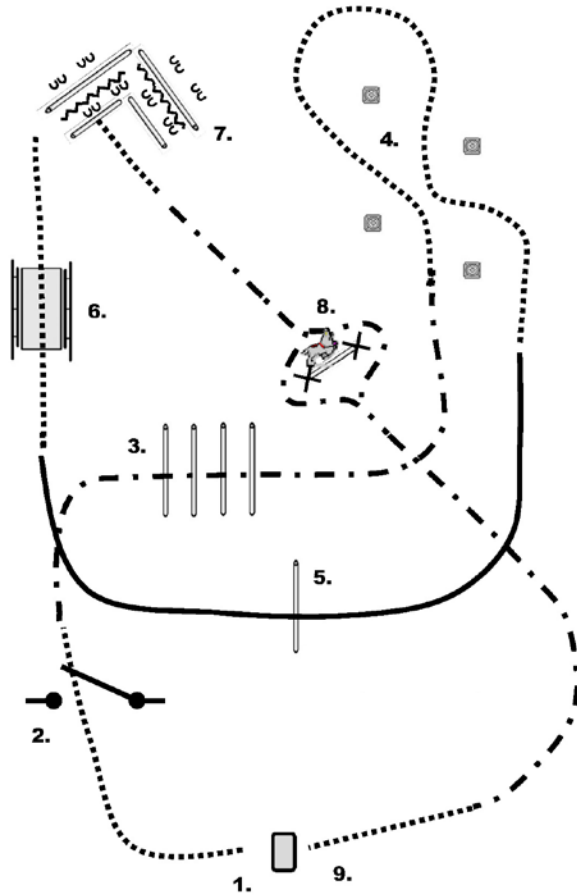
SPRING SHOW LUXEMBURG 2016

102/1380 AQHA Trail OPEN



- 1) WALK BRIDGE & JOG
- 2) WALK POLES
- 3) JOG THROUGH BOX
- 4) JOG POLES
- 5) LOPE RIGHT LEAD INTO CHUTE
- 6) BACK CHUTE L
- 7) WALK THROUGH GATE
- 8) JOG POLE
- 9) WALK IN BOX, 360° TURN, WALK OUT

103/3823 Horse&Dog Trail



1. Einreiten, Hund ableinen, Leine auf die Tonne oder wenn keine Tonne vorhanden auf den Boden bei Pylone legen, Hund bei Fuß
2. Tor, Hundeposition freigestellt, Tor öffnen, Hund voraus schicken, durchreiten, Hund darf stehen und ausweichen, Tor schließen, walk, Hund bei Fuß
3. Jog over, Hund bei Fuß
4. Slalom im walk, Hund bei Fuß, Stop, Hund ablegen und wartet
5. Lope over, ohne Hund
6. Walk, Hund abrufen, Hund vor Brücke ablegen oder Sitz (zur Wahl), darüber reiten, Hund abrufen
7. Stop, Hund ablegen, Back up, Sidepaß, Hund abrufen, Walk over, Hund bei Fuß
8. Jog, Hund über den Sprung, Reiter daneben vorbei, walk, Hund bei Fuß
9. Stop an der Tonne bzw. Pylone, Absteigen, Hund anleinen, Pferd und Hund rausführen



WWW.LEOPARDNATURAL.COM

SPRING SHOW LUXEMBURG 2016

105/ 3401 REINING (WRAL AMATEUR)

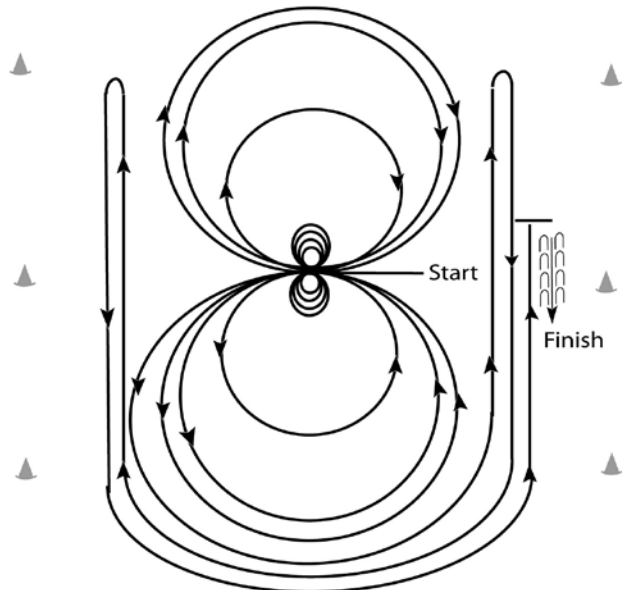
121/ 1400 REINING 100\$ added (NRHA NON-PRO)

122/ 1301 REINING 60\$ added (NRHA LTD NON-PRO)

Show Date: 05-22-2016

www.HorseShowPatterns.com

www.HorseShowPatterns.com



Horses may walk or trot to the center of the arena. Beginning at the center of the arena facing the left wall or fence.

1. Complete four spins to the right.
 2. Complete four spins to the left. Hesitate.
 3. Beginning on the left lead, complete three circles to the left: the first two circles large and fast; the third circle small and slow. Change leads at the center of the arena.
 4. Complete three circles to the right: the first two circles large and fast; the third circle small and slow. Change leads at the center of the arena.
 5. Begin a large, fast circle to the left but do not close this circle. Run up the right side of the arena past the center marker and do a right rollback at least twenty feet (6.09m) from the wall or fence – no hesitation.
 6. Continue back around previous circle but do not close this circle. Run up the left side of the arena past the center marker and do a left rollback at least twenty feet (6.09m) from the wall or fence – no hesitation.
 7. Continue back around previous circle but do not close this circle. Run up the right side of the arena past the center marker and do a sliding stop at least twenty feet (6.09m) from the wall or fence. Back up at least ten feet (3m). Hesitate to demonstrate the completion of the pattern.
- Rider may dismount and drop bridle to the designated judge.

[R/NRHAP-6]

Pattern Provided by:

WRAL/ QHAL



„Eine saubere Verarbeitung, optimale Passgenauigkeit und die Liebe zum Detail sind die Grundlagen für einen perfekten Sattel.“ Moritz Stegmann



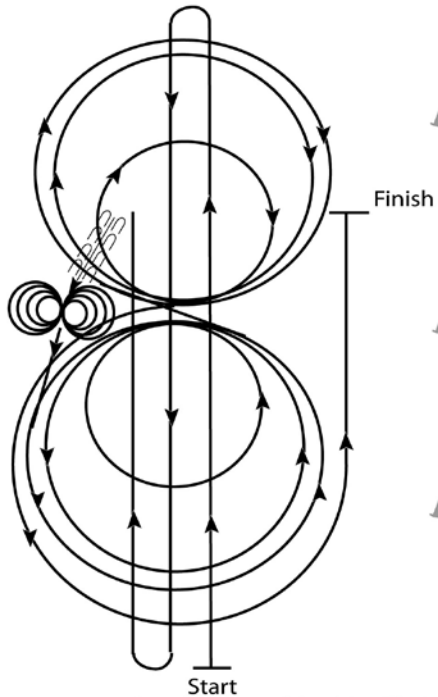
STEGMANN
saddlery

Carl-Zeiss-Straße 2a | 63785 Obernburg
Telefon: 06022-2086190 | Telefax: 06022-2086191
www.stegmann-saddlery.de

SPRING SHOW LUXEMBURG 2016

107/ 4340 REINING (AQHA YOUTH)

Show Date: 05-22-2016



1. Run at speed to the far end of the arena past the end marker and do a left rollback - no hesitation.
 2. Run to the opposite end of the arena past the end marker and do a right rollback - no hesitation.
 3. Run past the center marker and do a sliding stop. Back up to center of the arena or at least ten feet (3m). Hesitate.
 4. Complete four spins to the right.
 5. Complete four and one quarter spins to the left so that horse is facing left wall or fence. Hesitate.
 6. Beginning on the left lead, complete three circles to the left; the first circle large and fast; the second circle small and slow; the third circle large and fast. Change leads at the center of the arena.
 7. Complete three circles to the right; the first circle large and fast; the second circle small and slow; the third circle large and fast. Change leads at the center of the arena.
 8. Begin a large fast circle to the left but do not close this circle. Run straight up the right side of the arena past the center marker and do a sliding stop at least twenty feet (6.09 m) from wall or fence. Hesitate to demonstrate the completion of the pattern.
- Rider may drop bridle to the designated judge.

[R/AQHAP-1]

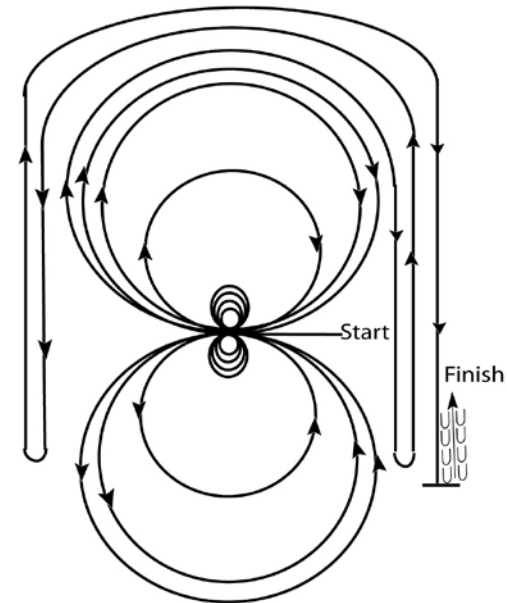
Pattern Provided by:

WRAL/ QHAL

SPRING SHOW LUXEMBURG 2016

108/ 3340 REINING (AQHA Novice Amateur)

Show Date: 05-22-2016



Horses must walk or stop prior to starting pattern. Beginning at the center of the arena facing the left wall or fence.

1. Complete four spins to the left.
 2. Complete four spins to the right. Hesitate.
 3. Beginning on the right lead, complete three circles to the right: the first circle large and fast; the second circle small and slow; the third circle large and fast. Change leads at the center of the arena.
 4. Complete three circles to the left: the first circle large and fast; the second circle small and slow; the third circle large and fast. Change leads at the center of the arena.
 5. Begin a large fast circle to the right but do not close this circle. Run straight down the right side of the arena past the center marker and do a left rollback at least twenty feet (6.09m) from the wall or fence - no hesitation.
 6. Continue back around the previous circle but do not close this circle. Run down the left side of the arena past the center marker and do a right rollback at least twenty feet (6.09m) from the wall or fence - no hesitation.
 7. Continue back around the previous circle but do not close this circle. Run down the right side of the arena past the center marker and do a sliding stop at least twenty feet (6.09m) from the wall or fence. Back up at least ten feet (3m). Hesitate to demonstrate completion of the pattern.
- Rider may drop bridle to the designated judge.

[R/AQHAP-8]

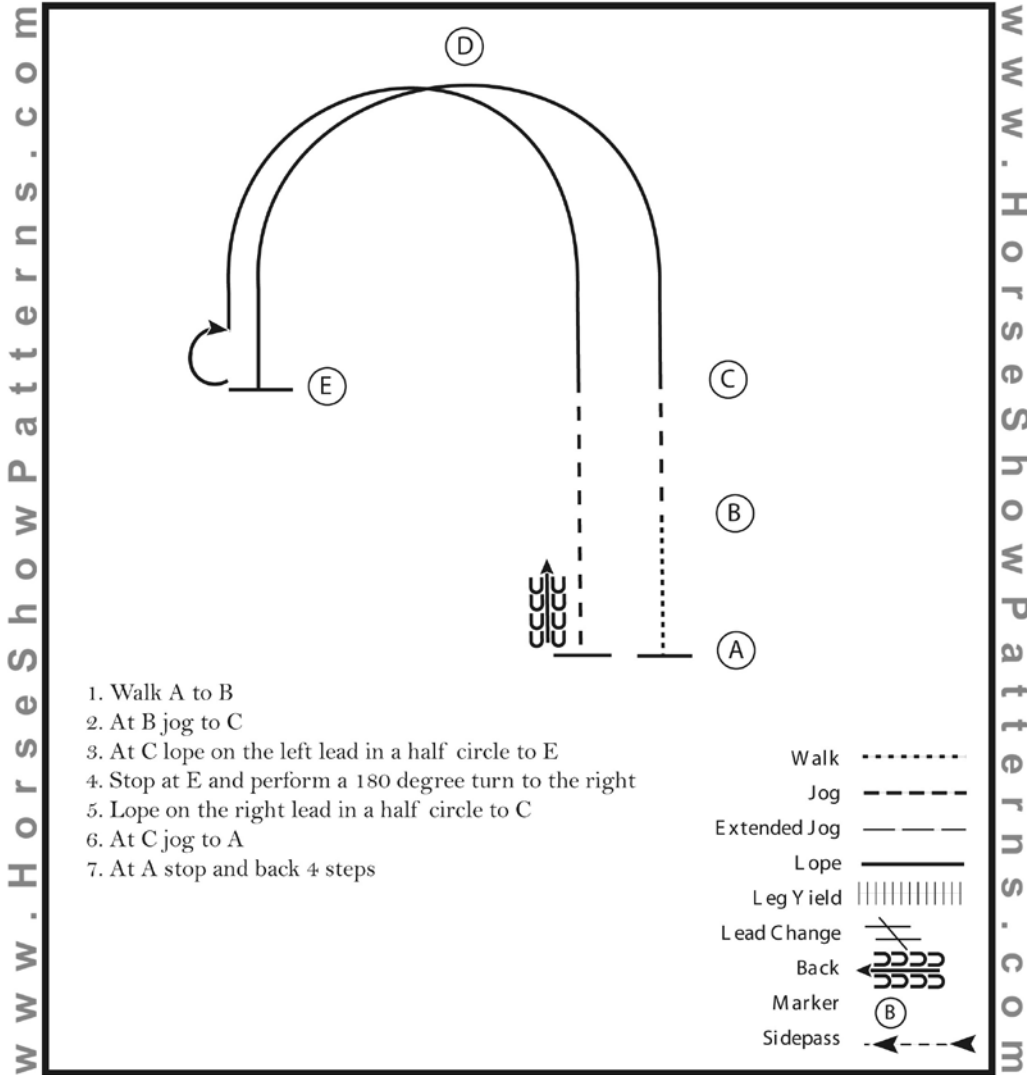
Pattern Provided by:

WRAL/ QHAL

SPRING SHOW LUXEMBURG 2016

114/ 3400 WESTERN HORSEMANSHIP (AQHA Novice Amateur)

Show Date: 05-22-2016

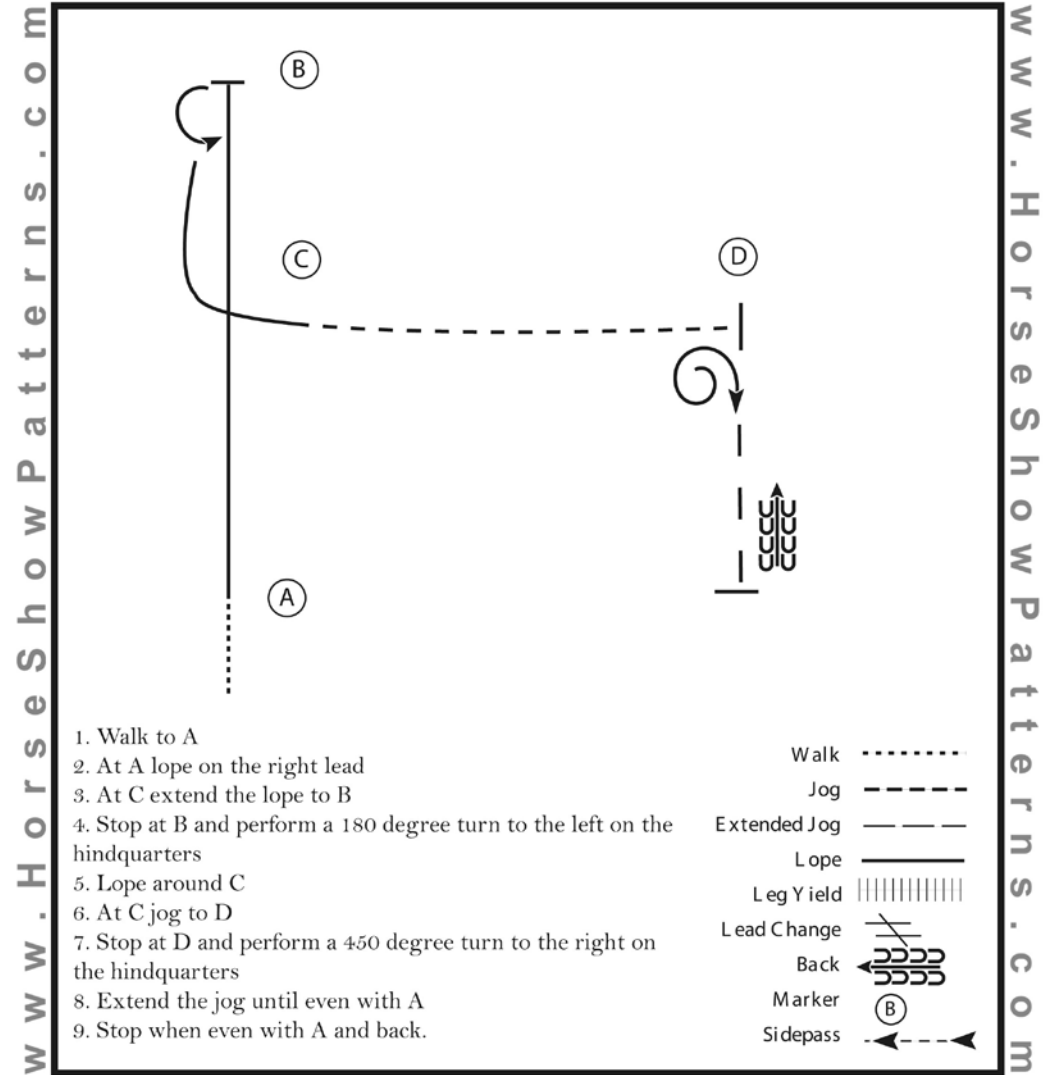


Pattern Provided by:
WRAL/ QHAL

SPRING SHOW LUXEMBURG 2016

115/ 5400 WESTERN HORSEMANSHIP (AQHA Novice Youth)

Show Date: 05-22-2016

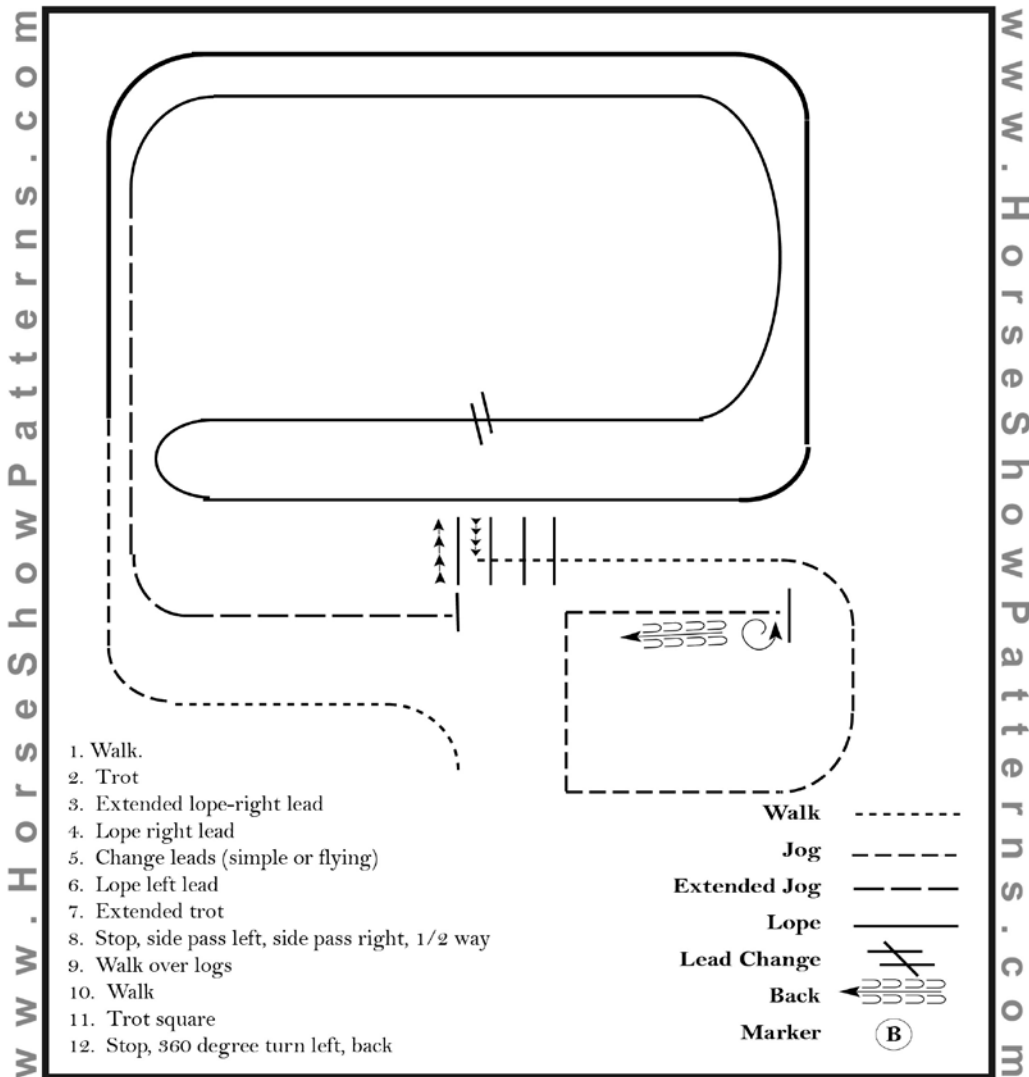


Pattern Provided by:
WRAL/ QHAL

SPRING SHOW LUXEMBURG 2016

118/ 1430 RANCH RIDING (AQHA OPEN)

Show Date: 05-22-2016



[RP/5]

Pattern Provided by:

WRAL/ QHAL

©2016 HorseShowPatterns.com. All Rights Reserved.

Votre cheval

en de bonnes mains

lalux
ASSURANCES

LALUX est une marque du Groupe LA LUXEMBOURGEOISE



Responsabilité Civile, Frais Opératoires, Vie Animaux, Accidents

L'Assurance pour Chevaux vous protège contre des pertes financières considérables en cas d'aléa. Nous vous proposons en collaboration avec R+V (VTV) une formule de sécurité exclusive et complète au Luxembourg. N'hésitez pas à demander une offre personnalisée auprès de votre agent ou contactez directement notre service clientèle au téléphone: 4761-1.

lalux - meng Versécherung

FordStore



COLLE

www.colle.lu
dealer@colle.lu



**Votre FordStore
au Sud du pays:
distributeur Ford,
Ford Focus RS,
Ford MUSTANG
et Ford VIGNALE.**



📍 Route de Bascharage
L-4513 Differdange

☎ +352 58 48 42 - 1
📠 +352 58 48 60

