PATTERN
INTERNATIONAL HORSE SHOW

July 11th & 12th 2015

CEEN Noertzange
1, rue de l'ecole
L-3395 Noertzange

AQHA SHOW

1 SPLIT/COMBINED
(double judged=2xpoints)
AQHA Youth, Novice Youth, Amateur,
Novice Amateur and Open Classes
AQHA GREEN CLASSES Western Pleasure, Trail, Reining

NRHA SHOW

NRHA-US APPROVED SHOW - prize money

WRAL SHOW - all breed !!

Beginner, Amateur, Youth & Open Classes, Walk-Trot Classes, Horse&Dog-Trail

Jackpot Reining WRAL-Amateur and WRAL-Open
500 Euro of price money for each winner!

★ THIRD SHOW IN WRAL-CIRCUIT 2015 ★

FLSE-CHAMPIONSHIP

OPEN Western Pleasure, Trail, Reining
YOUTH Western Pleasure, Trail, Reining

FLSE -Show

OPEN Reining: Pleasure, Trail
YOUTH Reining, Pleasure, Trail

Payed Warm-up on Friday July 10th
Reining 19:00 to 20:15
Ranch Riding 20:15 to 21:00

Indoor Arena: 20 x 50 m
Warmup Arena: 20 x 30 m

QUARTER HORSE ASSOCIATION LUXEMBOURG

WRAL

PHAL

FLSE



Photo: Jürgen Seyler

special thanks
to our sponsors:

VIESMANN climate of innovation
Baumert
Maroldt.lu
EIFEL PferdeZAHNFEE
Blue Marble
LAVALLE BLUE
Gama
BGL BNP PARIBAS
BRESSAGLIA SERGE
phillipps
eQuiaktiv
EQUIVA
lalux ASSURANCES
carrelages louis scuri
Garage Roby Cruciani
REIFEN KIEFER
D.B. Rondel Western-Store
COLLÉ
MAGNUM
Trierweiler



ORGANISATION

Your competent partners in Luxembourg

QUARTER HORSE ASSOCIATION LUXEMBOURG

Affiliate of the American Quarter Horse Association
Association sans but lucratif Siege social Mompach

WRAL WESTERN RIDING ASSOCIATION LUXEMBOURG

Association sans but lucratif
Siege social Mompach

Affiliate of the FLSE
Affiliate of the NRHA
Affiliate of the NSBA

SHOW-INFORMATION

INTERNATIONAL HORSE SHOW - July 11-12, 2015
Third Show in WRAL Circuit 2015

Show Manager:	Marcel Kockelmann
Judge 1:	Ricky Bordignon
Ringsteward:	Karin Pauly-Pfister
Judge 2:	Jitka Kinklova
Ringsteward:	Patrick Pauly
Show office:	tel. 00352 691 729653
Doorman:	Mike Ries
Parcourchef:	Marco Stors
Vet:	Beate Schoof tel. 621 651616
Emergency:	112
Blacksmith:	information available at the show office

General Rules and Informations:

INTERNATIONAL HORSE SHOW - July 11-12, 2015
Third Show in WRAL Circuit 2015

Late entries:	late entries will only be accepted the day before (19:00h)
Nachnennungen:	Nachnennungen nur am Vortag der Klasse (19:00h)
Inscriptions tardives:	inscriptions tardives jusqu'a la veille de la classe (19:00h)

Show-office is open on Friday July 10 from 18.00 h to 22.00h and open on July 11 and July 12 at 7:30h.
Classes start on both days at 8 :00 a.m..

WRAL Classes: - AQHA rules are applied with following exceptions:

- Youth -18 may also enter the Beginner, Amateur and Open Division. Youth may show twohanded on Snafflebit or Hackamore or onehanded on a Bit even senior horses.
- No stallions are allowed in Youth-Classes
- The Beginner division is reserved exclusively for competitors who have not won more than 3 times that class (Results of WRAL Beginner, WRAL-Amateur and WRAL-Open are added, minimum of 3 entries),
- Beginner may show twohanded on Snafflebit or Hackamore or onehanded on a Bit even senior horses.
- WRAL-Beginner and WRAL-Amateur may run concourently,
- In all WRAL-classes the horse does not need to be owned by the competitor.
- Trail in Hand APHA rules will be applied
- Horse&Dog-Trail EWU rules will be applied (Western- or English-Dress)

AQHA Classes:

- Classes are judged according to their respective rules.
- Rider has to send in the required valid membership card (or buy it at the show) as well as a copy of the horse's registration certificate.

FLSE classes: (just for FLSE licensed riders): AQHA rules are applied with the following exception:

- In Youth and Amateur classes the horse does not need to be owned by the competitor.
- The competitor needs to own an FLSE Western or Competition license, the horse does not need be registered.
- FLSE-classes may run concurrently with other classes
- Reining classes are judge according to FEI Rules

Rights on Photos, Videos etc:

- With the signature, each participant agrees that photos and or videos taken on the showground can be published.

Doping, vaccinations animal welfare:

With the signature, each participant accepts that:

- doping test could be taken (FEI-rules [http://fei.org/content/anti-doping-rules]),
- vaccinations are made according to FLSE-rules (http://qhal.lu/wp-content/uploads/0201/02/Impfungen.pdf)
- animal welfare according to AQHA rules are applied (http://aqha.com/About/Content-Pages/About-the-Association/Advocacy/Fines-and-Penalties.aspx

Horses and Dogs must be vaccinated and covered by a liability insurance and be free of disease on the showday. Neither the show-management nor the owner of the arena accept any responsibility for accident, loss or damage to persons, horses, dogs and material.

2015 WRAL CIRCUIT CHAMPION

Regeln:

Laufzeit: Die Wertung zum 2015 WRAL-Circuit Champion läuft über die 4 Turniere organisiert durch die WRAL: April 12, Mai 30-31, Juli 11-12 und September 12-13.
Preisverteilung: Die Preisüberreichung findet im Laufe des letzten Turniers im September 12-13 statt.
Regelbuch: Es gelten die Regeln des AQHA-Regelbuches 2015 mit den in den Generel Rules veröffentlichten Ausnahmereglungen.

Klassengruppen:

a) Beginner Reining / Ranch Pleasure
b) Beginner Showmanship / Trail in Hand / Trail Walk-Trot / Horsemanship Walk-Trot / Pleasure Walk-Trot.
c) Beginner Trail / Horsemanship / Pleasure
d) Amateur Reining / Ranch Pleasure
e) Amateur Showmanship / Trail / Horsemanship / Pleasure
f) Youth Reining / Ranch Pleasure
g) Youth Showmanship / Trail / Horsemanship / Pleasure
h) Youth Pleasure Walk-Trot
i) Open Reining / Ranch Pleasure
k) Open Trail / Horsemanship / Pleasure

Bedingungen:

Um in die Wertung zu kommen muss der Reiter/Vorsteller Mitglied der WRAL sein. Die Wertung beginnt erst mit dem Eintritt in die WRAL, rückwirkend werden keine Punkte anerkannt. Der Reiter/Vorsteller muss auf wenigstens 2 der 4 Turniere in der selben Klassengruppe gestartet sein. Die Resultate / Scores der einzelnen Klassengruppen und Turniere werden addiert. In den Klassen Reining und Ranch Pleasure werden die Scores addiert. In allen anderen Klassen werden die Platzierungen gezählt: 1. Platz 12 Punkte, 2. Platz 10 Punkte, 3. Platz 8 Punkte, 4. Platz 7 Punkte, 5. Platz 6 Punkte, 6. Platz 5 Punkte, 7. Platz 4 Punkte, 8. Platz 3 Punkte, 9. Platz 2 Punkte, 10. Platz 1 Punkte, 11. Platz 1 Punkt.
Bei Punkt / Score Gleichheit (Tie) ist das letzte Turnier, letzte Klasse, entscheidend.

2015 WRAL CIRCUIT CHAMPION

réglement:

1) Durée: Le calcule pour le 2015 WRAL-Circuit Champion comprend les 4 concours organisées par la WRAL: Avril 12, Mai 30-31, Juillet 11-12 et September 12-13.
2) Remise des prix: La remise des prix se passera pendant le concour du 12-13 September.
3) Rulebook: Les règlements de l'AQHA 2015 sont appliquées avec les exeptions publiées dans les Generel Rules des concours.

4) Groupes des classes:

a) Beginner Reining / Ranch Pleasure
b) Beginner Showmanship / Trail in Hand / Trail Walk-Trot / Horsemanship Walk-Trot / Pleasure Walk-Trot.
c) Beginner Trail / Horsemanship / Pleasure
d) Amateur Reining / Ranch Pleasure
e) Amateur Showmanship / Trail / Horsemanship / Pleasure
f) Youth Reining / Ranch Pleasure
g) Youth Showmanship / Trail / Horsemanship / Pleasure
h) Youth Pleasure Walk-Trot
i) Open Reining / Ranch Pleasure
j) Open Trail / Horsemanship / Pleasure

5) Conditions de participation:

a) Le cavalier/présentateur doit être membre de la WRAL,
b) Le calcule compte à partir de l'adhésion à la WRAL, aucun point va être considerer avant cette date,
c) Le cavalier/présentateur dois participer à 2 des 4 concours dans le même groupe des classes,
d) Les résultats / Scores de chaque groupe des classes et concour vont être additionner,
e) Dans les classes du Reining et Ranch Pleasure les Scores sont additionnés,
f) Dans toutes les autres classes le placement compte comme suit:
1. place 12 points, 2. place 10 points, 3. place 8 points, 4. place 7 points,
5. place 6 points, 6. place 5 points, 7. place 4 points, 8. place 3 points,
9. place 2 points, 10. place 1 point, 11. place 1 point.
g) En cas d'égalité (Tie) de point / scores le dernier concours / classe est capitale.

phillipps S.à r.l.

Immer eine Idee besser

FASSADENFEST.

Sie wärmt. Sie zeigt sich von ihrer besten Seite. Sie ist eine wahre Augenweide: Ihre Fassade – aus unseren Händen!

Rufen Sie uns an!

FASSADENPROGRAMM.

- Wärmedämm-Verbundsysteme – Planung und Montage
- Fassadenputze
- Fassadensanierung
- Fassadengestaltung

Peinture Phillipps Sàrl

7, rue de Godbrange
L-6118 Junglinster
Tel.: 00352 / 42 64 95

3, rue de la Déportation
L-1415 Luxembourg Hollerich
Tel.: 00352 / 42 64 95-40

info@phillipps.lu
www.phillipps.lu

TIME SHEET

Noertzange (Luxbg.), July 11-12, 2015

Saturday July 11, 2015 show start at 8:00hour

1	AQHA	1440	HUNTER UNDER SADDLE	OPEN
2	AQHA	2440	HUNTER UNDER SADDLE	AMATEUR
3	AQHA	4440	HUNTER UNDER SADDLE	YOUTH
4	AQHA	3440	HUNTER UNDER SADDLE	Novice Amat
5	AQHA	4520	HUNT SEAT EQUITATION	YOUTH
6	AQHA	2520	HUNT SEAT EQUITATION	AMATEUR
7	AQHA	1347	GREEN REINING	OPEN
8	NRHA	5310	Reining $50 added	PATTERN 6 ROOKIE L2
9	WRAL	3812	TRAIL WALK-TROT	BEGINNER
10	AQHA	1383	GREEN TRAIL	OPEN
11	WRAL	3802	TRAIL	BEGINNER
12	WRAL	3801	TRAIL	AMATEUR
13	AQHA	3380	TRAIL	Novice Amat
14	AQHA	5380	TRAIL	Novice Youth
15	WRAL/FLSE	3804	TRAIL	YOUTH
16	WRAL/FLSE	380	TRAIL	OPEN
17	WRAL	4214	WESTERN PLEASURE WALK-TROT	YOUTH
18	WRAL/FLSE	4204	WESTERN PLEASURE	YOUTH
19	WRAL/FLSE	420	WESTERN PLEASURE AA	OPEN
20	WRAL/FLSE	340	REINING Jackpot €500 1st place Pattern 10	OPEN
21	WRAL/FLSE	3404	REINING	YOUTH
22	WRAL	3402	REINING	BEGINNER
23	NRHA	3100	Reining 30$ ADDED PATTERN 6	YOUTH 13 U
24	NRHA	3200	Reining 30$ ADDED PATTERN 6	YOUTH 14-18
25	NRHA	2930	Reining S/H JACKPOT PATTERN 5	OPEN
26	WRAL	4201	WESTERN PLEASURE	AMATEUR
27	AQHA	1424	GREEN WESTERN PLEASURE	OPEN
28	AQHA	3420	WESTERN PLEASURE	Novice Amat
29	AQHA	5420	WESTERN PLEASURE	Novice Youth
30	WRAL	4208	RANCH PLEASURE	OPEN
31	WRAL	4302	RANCH PLEASURE	BEGINNER
32	WRAL	4301	RANCH PLEASURE	AMATEUR
33	AQHA	2430	RANCH PLEASURE	AMATEUR
34	AQHA	4430	RANCH PLEASURE	YOUTH
35	AQHA	1360	WESTERN RIDING	OPEN
36	AQHA	2360	WESTERN RIDING	AMATEUR
37	WRAL	2405	HORSEMANSHIP WALK-TROT	BEGINNER
38	WRAL	2401	WESTERN HORSEMANSHIP	AMATEUR
39	AQHA	4400	WESTERN HORSEMANSHIP	YOUTH
40	WRAL	2402	WESTERN HORSEMANSHIP	BEGINNER
41	AQHA	2400	WESTERN HORSEMANSHIP	AMATEUR
42	WRAL	240	WESTERN HORSEMANSHIP	OPEN
43	AQHA	5340	REINING	Novice Youth
44	AQHA	2340	REINING	AMATEUR
45	NRHA	1100	150$ ADDED PATTERN 9	OPEN
46	NRHA	1600	100$ ADDED PATTERN 9	LTD OPEN

Sunday July 12, 2015 show start at 8:00hour

47	AQHA	1031	YEARLING STALLIONS	OPEN
48	AQHA	1032	TWO YEAR OLD STALLIONS	OPEN
49	AQHA	1033	THREE YEAR OLD STALLIONS	OPEN
50	AQHA	1034	AGED STALLIONS	OPEN
51	AQHA	1730	PERFORMANCE STALLIONS	OPEN
52	AQHA	1054	YEARLING MARES	OPEN
53	AQHA	1055	TWO YEAR OLD MARES	OPEN
54	AQHA	1056	THREE YEAR OLD MARES	OPEN
55	AQHA	1057	AGED MARES	OPEN
56	AQHA	1750	PERFORMANCE MARES	OPEN
57	AQHA	1074	YEARLING GELDINGS	OPEN
58	AQHA	1075	TWO YEAR OLD GELDINGS	OPEN
59	AQHA	1076	THREE YEAR OLD GELDINGS	OPEN
60	AQHA	1077	AGED GELDINGS	OPEN
61	AQHA	1770	PERFORMANCE GELDINGS	OPEN
62	WRAL	1202	SHOWMANSHIP AT HALTER	BEGINNER
63	WRAL	1201	SHOWMANSHIP AT HALTER	AMATEUR
64	AQHA	2120	SHOWMANSHIP AT HALTER	AMATEUR
65	AQHA	4120	SHOWMANSHIP AT HALTER	YOUTH
66	AQHA	3120	SHOWMANSHIP AT HALTER	Novice Amat
67	AQHA	5120	SHOWMANSHIP AT HALTER	Novice Youth
68	WRAL	3822	Trail in Hand (all ages)	OPEN
69	AQHA	2380	TRAIL	AMATEUR
70	AQHA	4380	TRAIL	YOUTH
71	AQHA	1380	TRAIL	OPEN
72	WRAL	3823	Horse&Dog Trail	OPEN
73	WRAL	111	LEAD-LINE	YOUTH
74	WRAL/FLSE	3805	TRAIL Championship Finals	OPEN
75	WRAL/FLSE	3806	TRAIL Championship Finals	YOUTH
76	WRAL/FLSE	4207	W. PLEASURE Championship Finals	OPEN
77	WRAL/FLSE	4206	W. PLEASURE Championship Finals	YOUTH
78	WRAL/FLSE	3405	REINING Championship Finals	OPEN
79	WRAL/FLSE	3406	REINING Championship Finals	YOUTH
80	WRAL	3401	REINING Jackpot €500 1st place Pattern 8	AMATEUR
81	WRAL	4205	WESTERN PLEASURE WALK-TROT	BEGINNER
82	WRAL	4202	WESTERN PLEASURE	BEGINNER
83	AQHA	4420	WESTERN PLEASURE	YOUTH
84	AQHA	1420	WESTERN PLEASURE	OPEN
85	AQHA	2420	WESTERN PLEASURE	AMATEUR
86	AQHA	3400	WESTERN HORSEMANSHIP	Novice Amat
87	AQHA	5400	WESTERN HORSEMANSHIP	Novice Youth
88	AQHA	1430	RANCH PLEASURE	OPEN
89	AQHA	3430	RANCH PLEASURE	Novice Amateur
90	AQHA	4340	REINING	YOUTH
91	AQHA	3340	REINING	Novice Amat
92	AQHA	1340	REINING	OPEN
93	NRHA	1400	Reining 80$ ADDED PATTERN 8	NON-PRO
94	NRHA	1301	Reining 60$ ADDED PATTERN 8	LTD NON-PRO

INTERNATIONAL HORSE SHOW LUXEMBURG

5/ AQHA/ 4520/ Hunt Seat Equitation (Youth)

Show Date: 07-11-2015

www.HorseShowPatterns.com

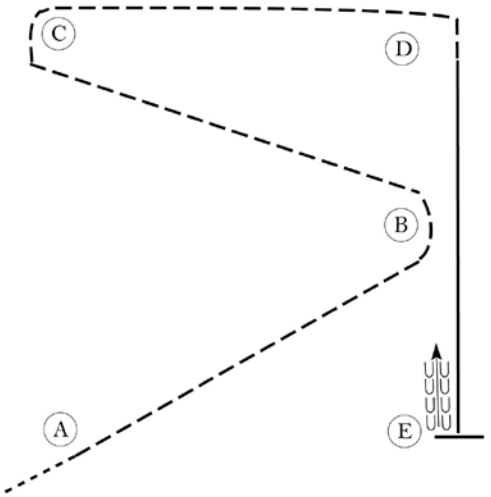

Be ready before A.

1. Walk to A.
2. Trot on the left diagonal from A to B, then change diagonals.
3. Trot on the right diagonal from B to C.
4. Sitting trot from C to D.
5. Canter on the right lead from D to E.
6. Stop at E and back approximately one horse length.

Walk to exit or follow instructions of your ring steward.

Walk
Trot
Extended Trot
Canter
Leg Yield
Lead Change
Back
Marker
Sidepass
Hand Gallop

www.HorseShowPatterns.com

[HSE/1-33]

Pattern Provided by:

WRAL QHAL

©2015 HorseShowPatterns.com. All Rights Reserved.

★ Ihre Werbung perfekt platziert ★

Haben auch Sie Interesse am Sponsoring unserer Tuniere?

★ Platzierung Ihres Logos / Anzeige im Turnierheft

★ Erwähnung Ihrer Firma als Hauptsponsor während der Preisverleihung

★ Anbringung Ihres Banners in der Hauptarena des Wettbewerbs

★ Verkaufsstand / Infostand

★ VIP Eintrittskarten

★ Oder Sie als Sponsor einer ganzen Turnier-Klasse?

Treten Sie mit uns in Kontakt - wir bieten Ihnen viele individuelle Möglichkeiten

E-Mail: win@baumert-ent.lu oder Tel.: +352 621 148 120

QUARTER HORSE ASSOCIATION LUXEMBOURG

PHAL

WRAL

FLSE

www.qhal.lu

INTERNATIONAL HORSE SHOW LUXEMBURG

6/ AQHA/ 2520/ Hunt Seat Equitation/ (Amateur)

Show Date: 07-11-2015

www.HorseShowPatterns.com

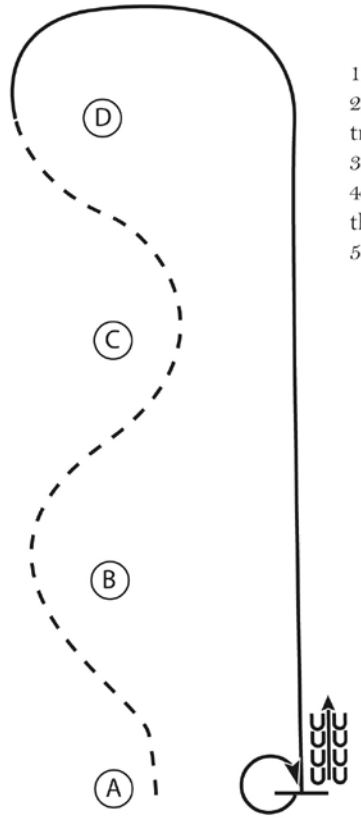

1. Posting trot around A and B
2. When between B and C perform a sitting trot around C to D
3. At D canter on the right lead around D to A
4. At A stop and perform a 360 degree turn to the right on the hindquarters
5. Back 4 steps

Walk
Trot
Extended Trot
Canter
Leg Yield
Lead Change
Back
Marker
Sidepass

www.HorseShowPatterns.com

[HSE/2-6]

Pattern Provided by:

WRAL QHAL

©2015 HorseShowPatterns.com. All Rights Reserved.

INTERNATIONAL HORSE SHOW LUXEMBURG

7/ AQHA/ 1347/ Reining/ (Open)

Show Date: 07-11-2015

www.HorseShowPatterns.com

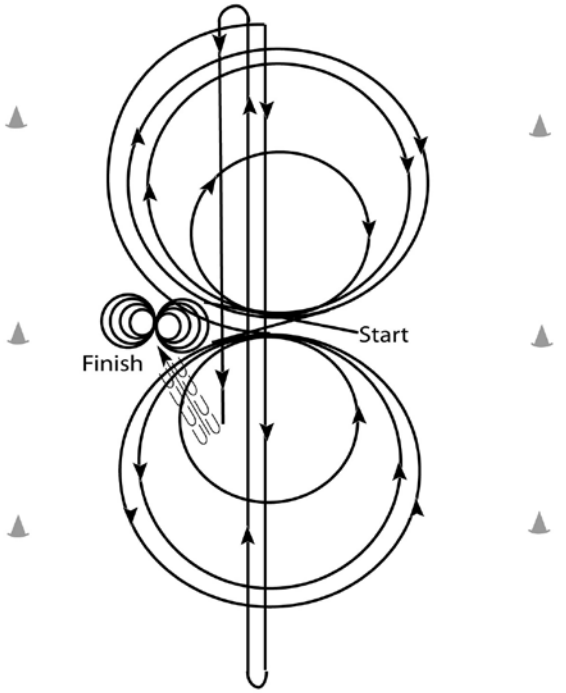

Horses mustwalk or stop prior to starting the pattern.
Begin at the center of the arena facing the left wall or fence.

1. Beginning on the right lead, complete three circles to the right; the first small and slow; the next two circles large and fast. Change leads at the center of the arena.
2. Complete three circles to the left; the first small and slow; the next two circles large and fast. Change leads at the center of the arena.
3. Continue around previous circle to the right. At the top of the circle, run down the middle to the far end of the arena past the end marker and do a right rollback - no hesitation.
4. Run up the middle to the opposite end of the arena past the end marker and do a left rollback - no hesitation.
5. Run past the center marker and do a sliding stop. Back up to the center of the arena or at least 10 feet (3m). Hesitate.
6. Complete four spins to the right.
7. Complete four spins to the left. Hesitate to demonstrate completion of the pattern.

Rider may drop bridle to the designated judge.

www.HorseShowPatterns.com

[R/AQHAP-2]

Pattern Provided by:

WRAL QHAL

©2015 HorseShowPatterns.com. All Rights Reserved.

INTERNATIONAL HORSE SHOW LUXEMBURG

8/NRHA/ 5310/ Reining/ (Rookie L2)
23/ NRHA/ 3100/ Reining/ (Youth 13U)
24/ NRHA/ 3200/ Reining/ (Youth 14-18)
78/ WRAL-FLSE/ 3405/ Reining/ (Open Finals)
91/AQHA/ 3340/ Reining/ (Novice Amateur)

Show Date: 07-12-2015

www.HorseShowPatterns.com

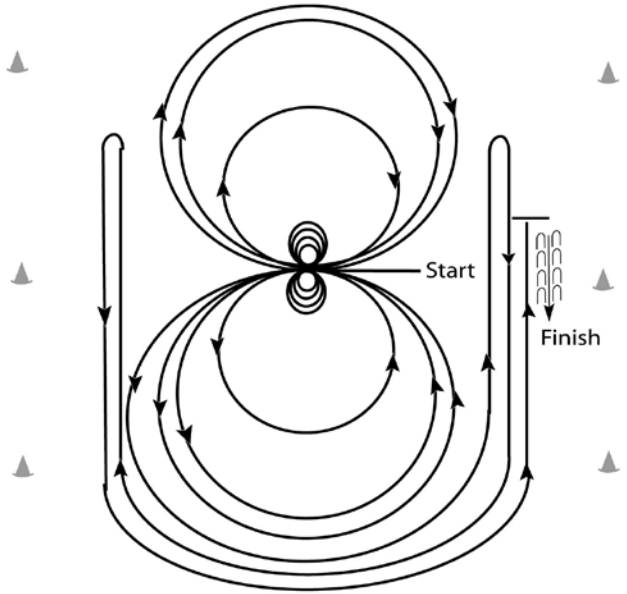

Horse must walk or stop prior to starting pattern. Beginning at the center of the arena facing the left wall or fence.

1. Complete four spins to the right.
2. Complete four spins to the left. Hesitate.
3. Beginning on the left lead, complete three circles to the left: the first two circles large and fast; the third circle small and slow. Change leads at the center of the arena.
4. Complete three circles to the right: the first two circles large and fast; the third circle small and slow. Change leads at the center of the arena.
5. Begin a large, fast circle to the left but do not close this circle. Run up the right side of the arena past the center marker and do a right rollback at least twenty feet (6.09m) from the wall or fence – no hesitation.
6. Continue back around previous circle but do not close this circle. Run up the left side of the arena past the center marker and do a left rollback at least twenty feet (6.09m) from the wall or fence – no hesitation.
7. Continue back around previous circle but do not close this circle. Run up the right side of the arena past the center marker and do a sliding stop at least twenty feet (6.09m) from the wall or fence. Back up at least ten feet (3m). Hesitate to demonstrate the completion of the pattern.

Rider may drop bridle to the designated judge.

www.HorseShowPatterns.com

[R/AQHAP-6]

INTERNATIONAL HORSE SHOW LUXEMBURG

9/ WRAL/ 3812/ Trail Walk- Trot/ (Beginner)

Show Date: 07-11-2015

www.HorseShowPatterns.com

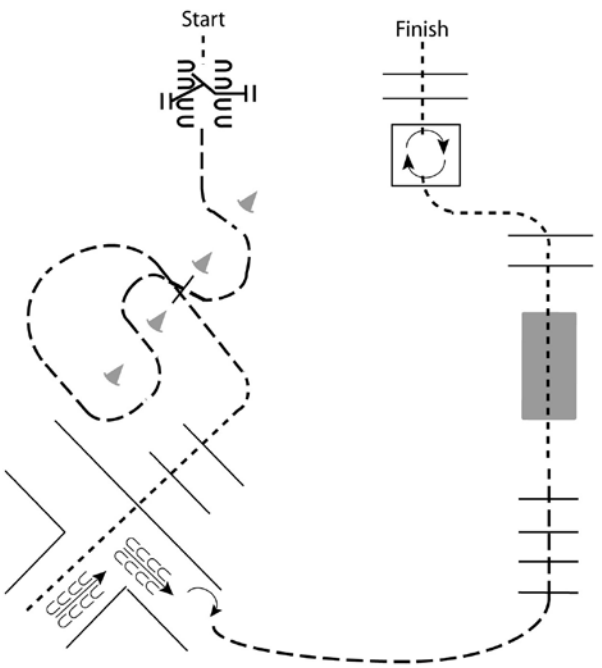

1. Walk to and work gate.
2. Jog through cones.
3. Walk over poles into chute.
4. Back out of chute; turn 180 degrees right.
5. Jog over poles to bridge.
6. Walk over bridge and poles.
7. Walk into box and perform a 360 degree turn to the right.
8. Walk out of box and over poles.

Walk
Jog
Extended Jog
Lope
Leg Yield
Lead Change
Back
Marker (B)
Sidepass

www.HorseShowPatterns.com

[T/WT-2]

Pattern Provided by:

WRAL QHAL

©2015 HorseShowPatterns.com. All Rights Reserved.

TOM WINTER

Tom Winter Saddlery
Fellener Weg 5
D - 97773 Aura im Sinngrund

Telefon 09356 / 999944
Telefax 09356 / 934905
Mobil 0151 / 588 58 550

www.wintersaddlery.de

REINIAC

INTERNATIONAL HORSE SHOW LUXEMBURG

10/AQHA/ 1383/ Green Trail/ (Open)

Show Date: 07-11-2015

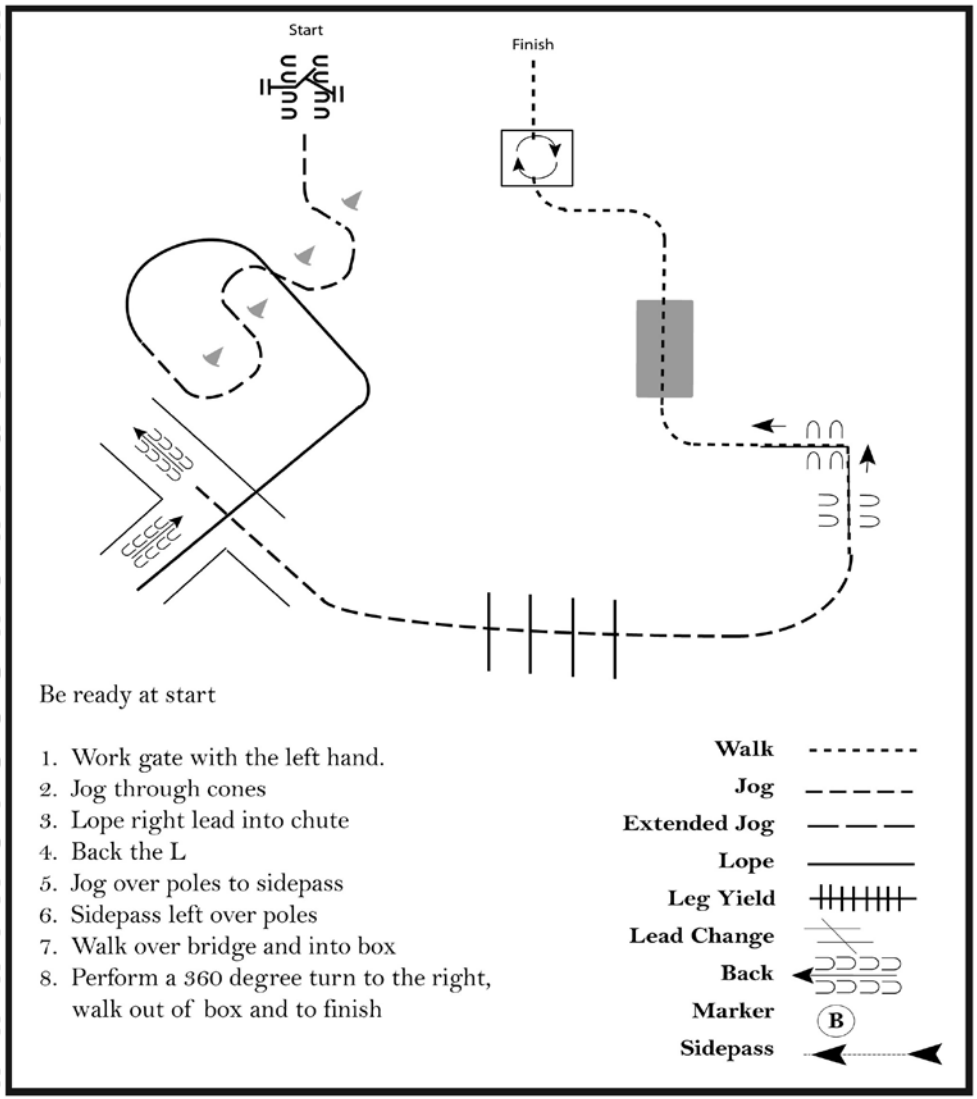

Be ready at start

1. Work gate with the left hand.
2. Jog through cones
3. Lope right lead into chute
4. Back the L
5. Jog over poles to sidepass
6. Sidepass left over poles
7. Walk over bridge and into box
8. Perform a 360 degree turn to the right, walk out of box and to finish

Walk
Jog
Extended Jog
Lope
Leg Yield
Lead Change
Back
Marker (B)
Sidepass

[T/1-2]

Pattern Provided by:

WRAL QHAL

©2015 HorseShowPatterns.com. All Rights Reserved.

www.HorseShowPatterns.com

INTERNATIONAL HORSE SHOW LUXEMBURG

11/ WRAL/ 3802/ Trail/ (Beginner)

Show Date: 07-11-2015

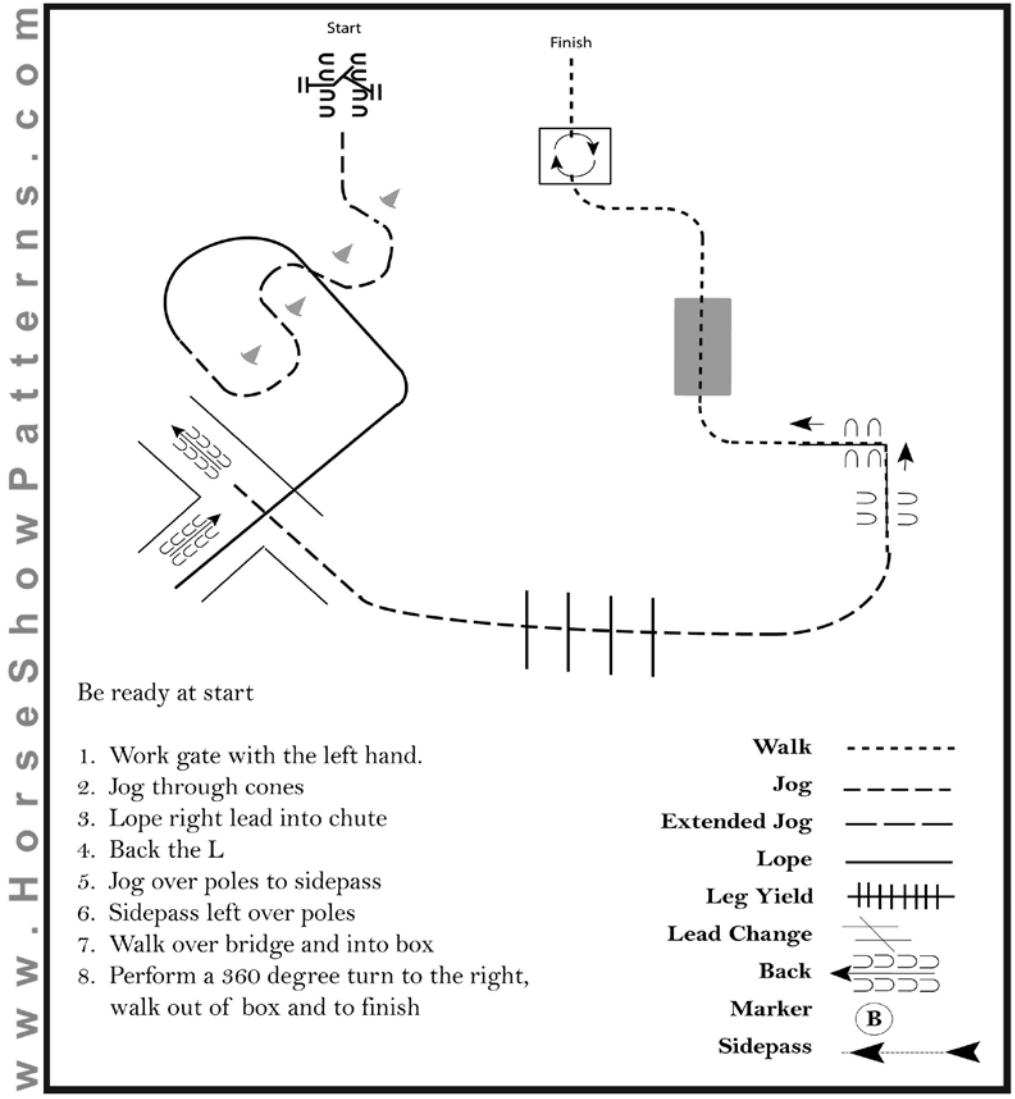

Be ready at start

1. Work gate with the left hand.
2. Jog through cones
3. Lope right lead into chute
4. Back the L
5. Jog over poles to sidepass
6. Sidepass left over poles
7. Walk over bridge and into box
8. Perform a 360 degree turn to the right, walk out of box and to finish

Walk
Jog
Extended Jog
Lope
Leg Yield
Lead Change
Back
Marker (B)
Sidepass

[T/1-2]

Pattern Provided by:

WRAL QHAL

©2015 HorseShowPatterns.com. All Rights Reserved.

www.HorseShowPatterns.com

INTERNATIONAL HORSE SHOW LUXEMBURG

12/ WRAL/ 3801/ Trail/ (Amateur)

Show Date: 07-11-2015

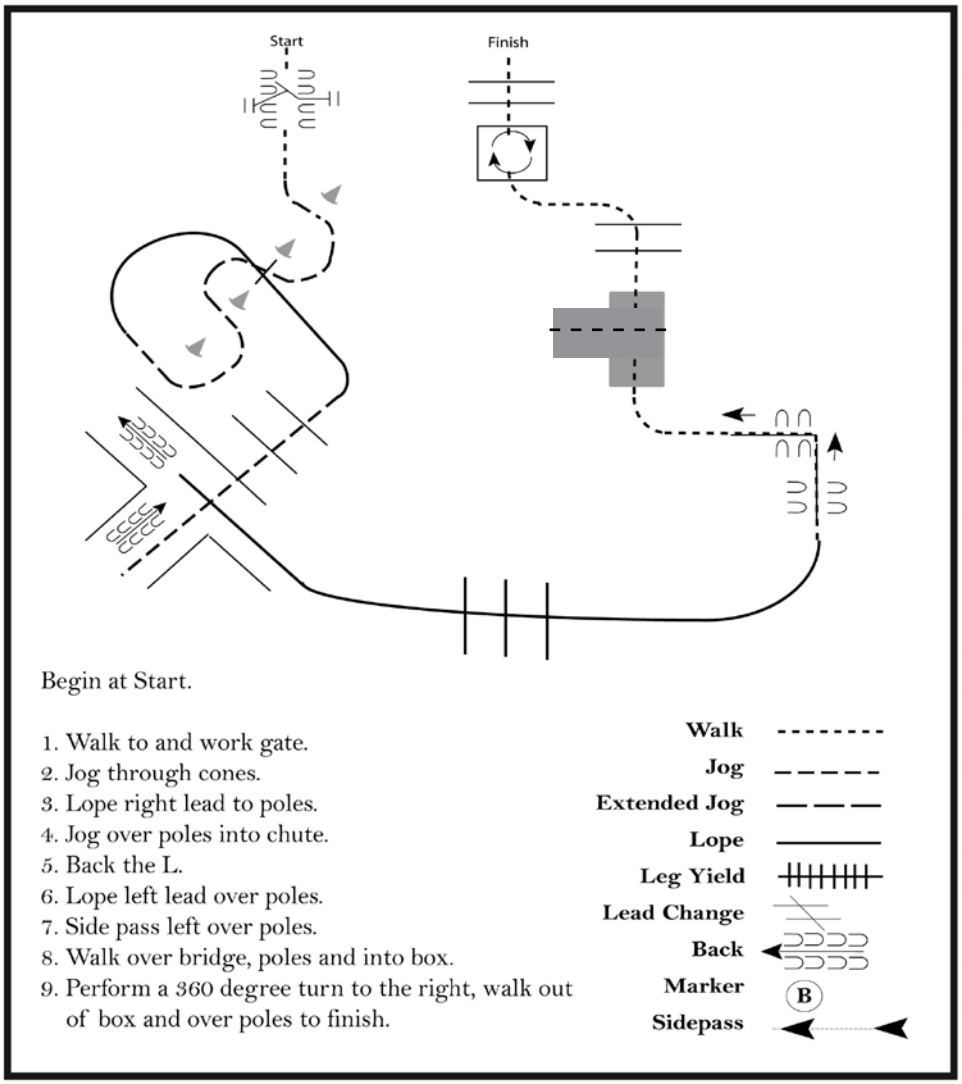

www.HorseShowPatterns.com

www.HorseShowPatterns.com

[T/2-3]

Pattern Provided by:

WRAL QHAL

©2015 HorseShowPatterns.com. All Rights Reserved.

D.G. Rendiel

Western-Store

Tack & Showoutfits

Sophienstraße 1
DE 66557 Illingen-Uchtelfangen
Telefon: +49 (0) 68 25 - 40 41 239
Mobil: +49 (0) 163 - 24 55 697
Fax: +49 (0) 68 25 - 40 41 239
D.G.Rendiel69@gmx.de

www.Rendiel-Westernstore.de ...und hier vor Ort für Sie da!

INTERNATIONAL HORSE SHOW LUXEMBURG

13/ AQHA/ 3380/ Trail/ (Novice Amateur)

Show Date: 07-11-2015

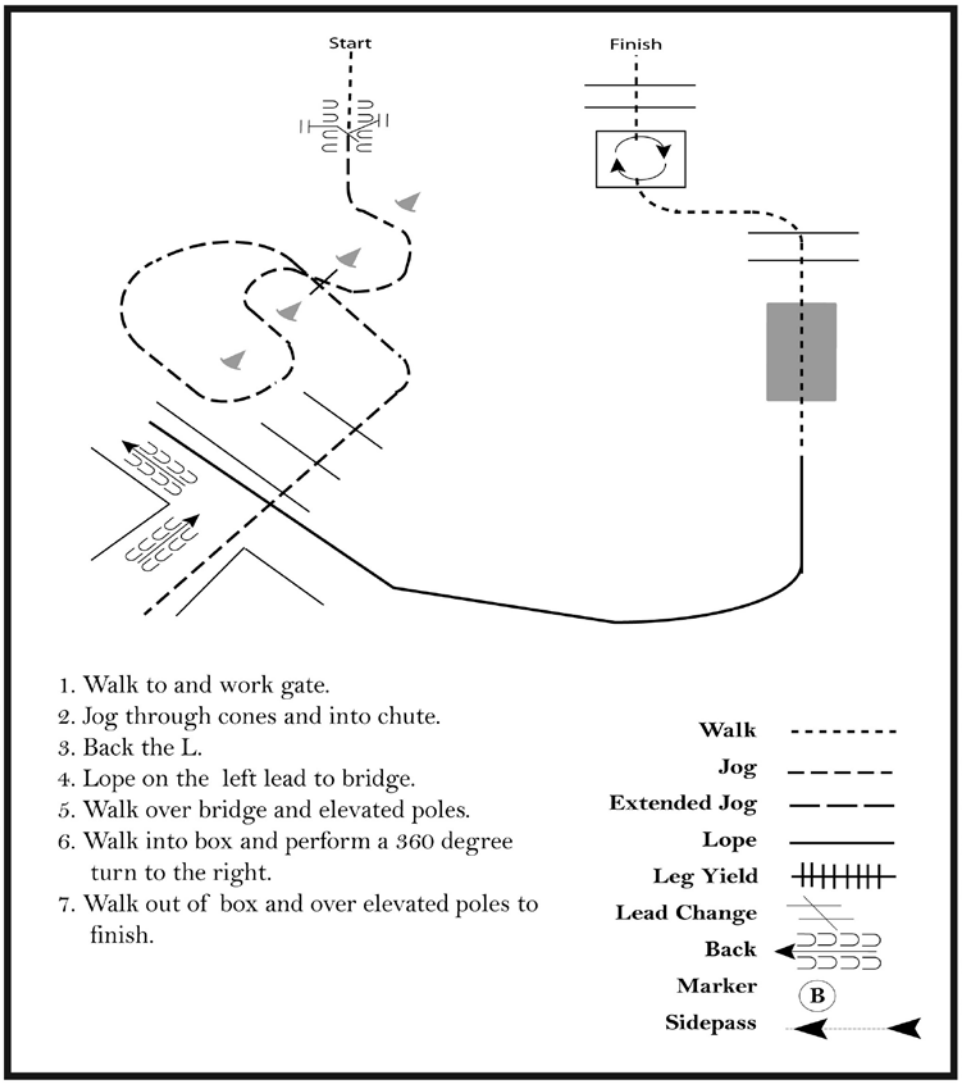

1. Walk to and work gate.
2. Jog through cones and into chute.
3. Back the L.
4. Lope on the left lead to bridge.
5. Walk over bridge and elevated poles.
6. Walk into box and perform a 360 degree turn to the right.
7. Walk out of box and over elevated poles to finish.

Walk
Jog
Extended Jog
Lope
Leg Yield
Lead Change
Back
Marker B
Sidepass

[T/1-4]

Pattern Provided by:

WRAL QHAL

©2015 HorseShowPatterns.com. All Rights Reserved.

www.HorseShowPatterns.com

www.HorseShowPatterns.com

INTERNATIONAL HORSE SHOW LUXEMBURG

14/ AQHA/ 5380/ Trail/ (Novice Youth)

Show Date: 07-11-2015

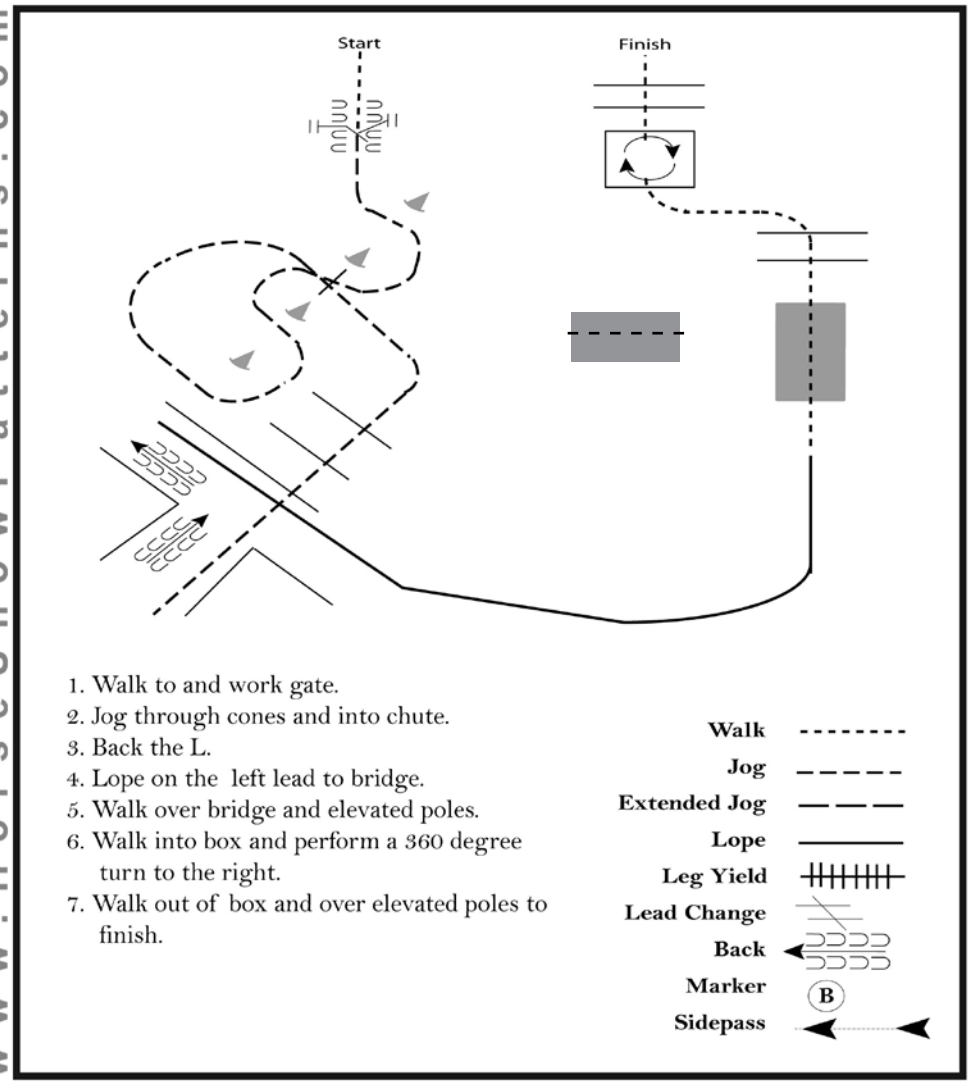

1. Walk to and work gate.
2. Jog through cones and into chute.
3. Back the L.
4. Lope on the left lead to bridge.
5. Walk over bridge and elevated poles.
6. Walk into box and perform a 360 degree turn to the right.
7. Walk out of box and over elevated poles to finish.

Walk
Jog
Extended Jog
Lope
Leg Yield
Lead Change
Back
Marker B
Sidepass

[T/1-4]

Pattern Provided by:

WRAL QHAL

©2015 HorseShowPatterns.com. All Rights Reserved.

www.HorseShowPatterns.com

www.HorseShowPatterns.com

INTERNATIONAL HORSE SHOW LUXEMBURG

15/ WRAL-FLSE/ 3804/ Trail/ (Youth)

Show Date: 07-11-2015

www.HorseShowPatterns.com

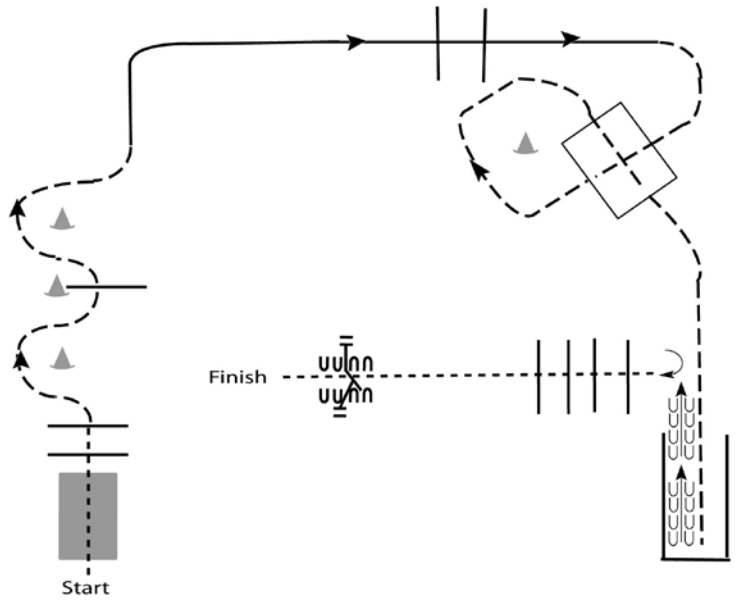

Be ready at start.

1. Walk over bridge and over poles.
2. Jog through serpentine and over pole.
3. Lope on the right lead over poles.
4. Jog through box and into chute.
5. Back out of chute.
6. Turn 90 degrees and walk over elevated poles.
7. Work gate with left hand.

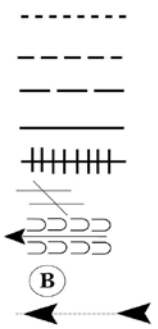

www.HorseShowPatterns.com

[T/1-6]

Pattern Provided by:

WRAL QHAL

©2015 HorseShowPatterns.com. All Rights Reserved.

LETTRAGE
Gama
DESIGN
www.gama.lu

INTERNATIONAL HORSE SHOW LUXEMBURG

16/ WRAL-FLSE/ 380/ Trail/ (Open)

Show Date: 07-11-2015

www.HorseShowPatterns.com

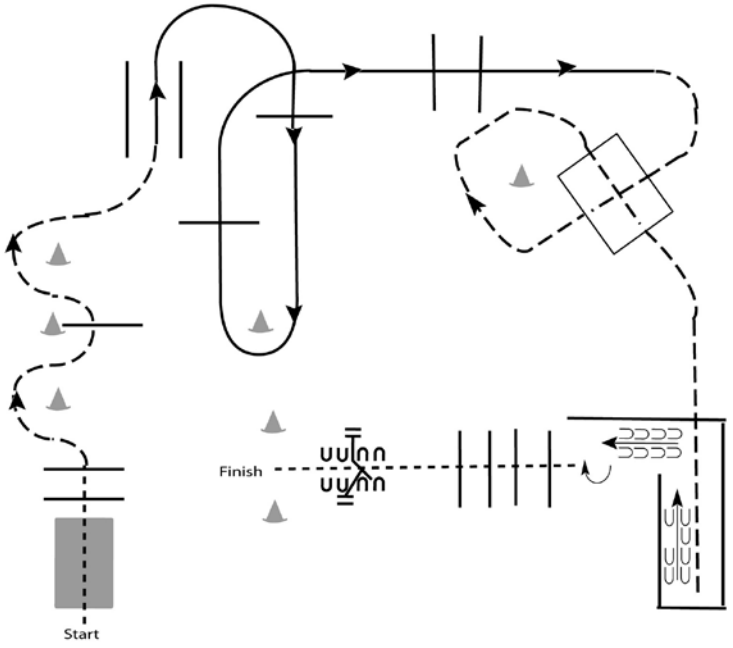

www.HorseShowPatterns.com

Begin at Start.

1. Walk over bridge and over poles.
2. Jog through serpentine and over pole.
3. Lope on the right lead over poles.
4. Jog through box and into chute.
5. Back the L.
6. Turn 180 degrees and walk over elevated poles.
7. Work gate with left hand.

Walk
Jog
Extended Jog
Lope
Leg Yield
Lead Change
Back
Marker (B)
Sidepass

[T/2-7]

Pattern Provided by:

WRAL QHAL

©2015 HorseShowPatterns.com. All Rights Reserved.

WRAL/FLSE-Open REINING Jackpot

sponsored by Wimpys Playing Smart

500€ price money for the winner !!!

International Horse Show July 11-12, 2015 - Noertzange

More information on **www.qhal.lu**

WIMPYS LITTLE STEP	NU CHEX TO CASH	NU CASH
		AMARILLA CHEX
	LEOLITA STEP	FORTY SEVEN
		STEP LITE
LIPSCHIC	SMART CHIC OLENA	SMART LITTLE LENA
		GAY SUGAR CHIC
	BECKYS PLAYIN	FRECKLES PLAYBOY
		DOC'S BECKS

Wimpys Playin Smart

Home of Champions - BREUG
Hauptstr. 30 · 66871 Reichweiler
Tel.: +49 63 84 - 1416 oder 7820
Mobil: +49 17 08 36 12 51

BREUG QUARTER HORSES

INTERNATIONAL HORSE SHOW LUXEMBURG

20/ WRAL -FLSE/ 340/ Reining/ (Jackpot/ 500€ 1st place/ Open)
44/AQHA/ 2340/ Reining/ (Amateur)

Show Date: 07-11-2015

www.HorseShowPatterns.com

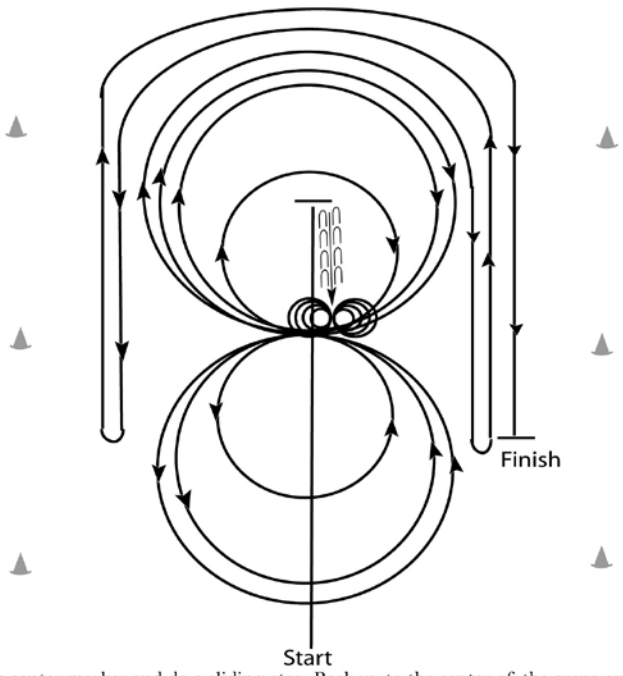

1. Run past the center marker and do a sliding stop. Back up to the center of the arena or at least ten feet (3m). Hesitate.
2. Complete four spins to the right.
3. Complete four and one-quarter spins to the left so that the horse is facing the left wall or fence. Hesitate.
4. Beginning on the right lead, complete three circles to the right: the first two circles large and fast, the third circle small and slow. Change leads at the center of the arena.
5. Complete three circles to the left: the first circle small and slow, the next two circles large and fast. Change leads at the center of the arena.
6. Begin a large fast circle to the right but do not close this circle. Run down the right side of the arena past the center marker and do a left rollback at least twenty feet (6.09m) from the wall or fence – no hesitation.
7. Continue back around the previous circle but do not close this circle. Run down the left side of the arena past the center and do a right rollback at least twenty feet (6.09m) from the wall or fence – no hesitation.
8. Continue back around previous circle but do not close this circle. Run down the right side of the arena past the center marker and do a sliding stop at least twenty feet (6.09m) from the wall or fence. Hesitate to demonstrate completion of pattern.

Rider may dismount and drop bridle to the designated judge.

[R/AQHAP-10]

Pattern Provided by:

WRAL QHAL

©2015 HorseShowPatterns.com. All Rights Reserved.

INTERNATIONAL HORSE SHOW LUXEMBURG

21/ WRAL-FLSE/ 3404/ Reining/ (Youth)
43/ AQHA/5340/ Reining/ (Novice Youth)
79/ WRAL-FLSE/ 3406/ Reining/ (Youth Finals)

Show Date: 07-12-2015

www.HorseShowPatterns.com

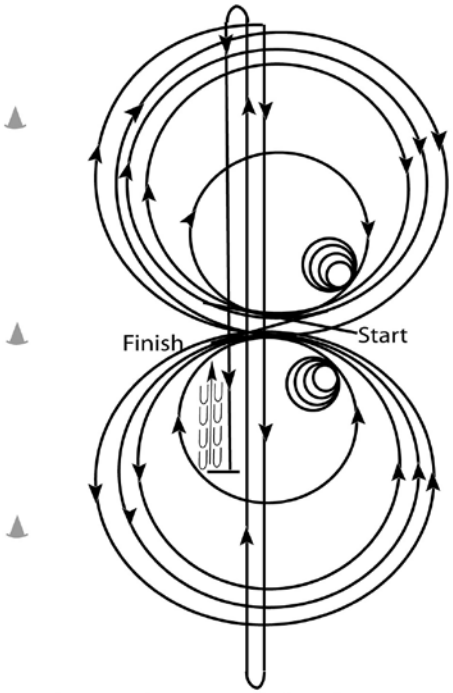

Horses must walk or stop prior to starting pattern. Begin at the center of the arena facing the left wall or fence.
1. Beginning on the right lead, complete three circles to the right; the first two circles large and fast; the third circle small and slow. Stop at the center of the arena.
2. Complete four spins to the right. Hesitate.
3. Beginning on the left lead, complete three circles to the left; the first two circles large and fast; the third circle small and slow. Stop at the center of the arena.
4. Complete four spins to the left. Hesitate.
5. Beginning on the right lead, run a large first circle to the right, change leads at the center of the arena, run a large fast circle to the left, and change leads at the center of the arena.
6. Continue around previous circle to the right. At the top of the circle, run down the middle to the far end of the arena past the end marker and do a right rollback - no hesitation.
7. Run up the middle to the opposite end of the arena past the end marker and do a left rollback - no hesitation.
8. Run past the center marker and do a sliding stop. Back up to the center of the arena or at least 10 feet (3m). Hesitate to demonstrate completion of the pattern.

Rider may drop bridle to the designated judge.

[R/AQHAP-4]

Pattern Provided by:

WRAL / QHAL

INTERNATIONAL HORSE SHOW LUXEMBURG

22/ WRAL/ 3402/ Reining/ (Beginner)

Show Date: 07-11-2015

www.HorseShowPatterns.com

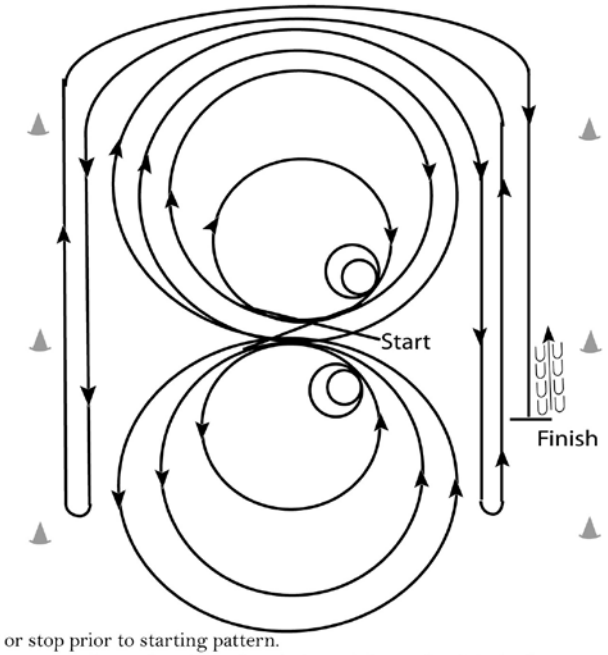

Horses must walk or stop prior to starting pattern.

1. Starting at the center marker make a large fast circle to right on the right lead.
2. Draw the circle down to a small circle until you reach the center marker; stop.
3. Do a double spin to the inside of the small circle at the center marker; at end of spins horse should be facing the left wall, slight hesitation.
4. Begin on the left lead and make a large fast circle.
5. Then a small, slow circle, again drawing it down to the center of the arena, stop, no hesitation on these stops.
6. Do a double spin to the inside of the circle, slight hesitation, horse to be facing left wall.
7. Take a right lead and make a fast figure eight over the large circles, close the eight, and change leads.
8. Begin a large fast circle to the right but do not close this circle. Run down the right side of the arena past the marker and do a left roll back at least 20 feet (6 meters) from the wall or fence - no hesitation.
9. Continue back around the previous circle but do not close this circle. Run down the left side of the arena past the center and do a right roll back at least 20 feet (6 meters) from the wall or fence - no hesitation.
10. Continue back around previous circle but not close this circle. Run down the right side of the arena past t he center marker and do a sliding stop at least 20 feet (6 meters) from the wall or fence. Back up at least 10 feet (3 meters). Hesitate to show completion of pattern.

Rider may dismount and drop bridle to the designated judge.

[R/AQHAP-12]

Pattern Provided by:

WRAL QHAL

©2015 HorseShowPatterns.com. All Rights Reserved.

ANC. ETS CLOOS & KRAUS S.À.R.L.
SUCC.: SIEBENALLER ROMAIN & FILS
Machines agricoles, industrielles et espaces verts
100 Joer 1912-2012
Votre partenaire dans l'agriculture
ZAC Jauschwis
L-7759 ROOST
+352 85 92 92
www.clooskraus.lu

eQuiaktiv
|Osteopathie|Physiotherapie|
Vanessa Weiler
www.equi-aktiv.de
Tel. 0170 - 477 51 54

INTERNATIONAL HORSE SHOW LUXEMBURG

25/ NRHA/ 2930/ Reining Jackpot/ (Open)
90/ AQHA/ 4340/ Reining/ (Youth)

Show Date: 07-12-2015

www.HorseShowPatterns.com

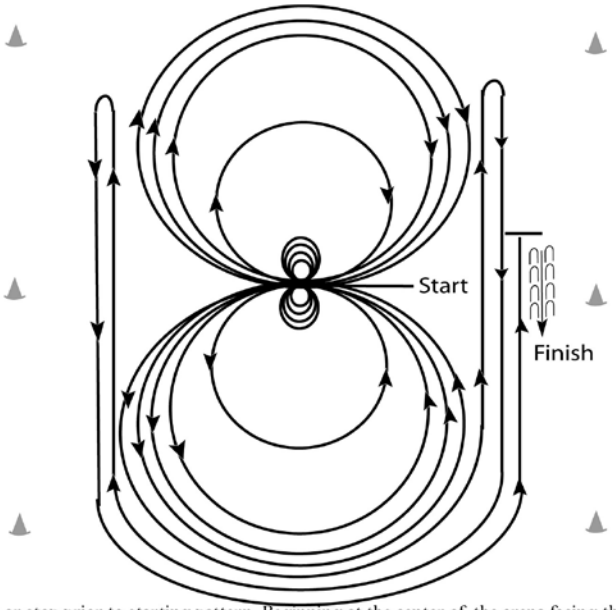

Horses must walk or stop prior to starting pattern. Beginning at the center of the arena facing the left wall or fence.
1. Beginning on the left lead, complete three circles to the left: the first two circles large and fast; the third circle small and slow. Stop at the center of the arena.
2. Complete four spins to the left. Hesitate.
3. Beginning on the right lead, complete three circles to the right: the first two circles large and fast; the third circle small and slow. Stop at the center of the arena.
4. Complete four spins to the right. Hesitate.
5. Beginning on the left lead, run a large fast circle to the left, change leads at the center of the arena, run a large fast circle to the right, and change leads at the center of the arena.
6. Continue around previous circle to the left but do not close this circle. Run up the right side of the arena past the center marker and do a right rollback at least twenty feet (6.09m) from the wall or fence – no hesitation.
7. Continue around previous circle but do not close this circle. Run up the left side of the arena past the center marker and do a left rollback at least twenty feet (6.09m) from the wall or fence – no hesitation.
8. Continue back around previous circle but do not close this circle. Run up the right side of the arena past the center marker and do a sliding stop at least twenty feet (6.09m) from the wall or fence. Back up at least ten feet (3m). Hesitate to demonstrate completion of the pattern.
Rider may drop bridle to the designated judge.

www.HorseShowPatterns.com

[R/AQHAP-5]

Pattern Provided by:

WRAL / QHAL

©2015 HorseShowPatterns.com. All Rights Reserved.

EQUIVA
REITEN ERLEBEN

EQUIVA Mersch - Reitsportgeschäft

9 Um Mierscherbierg - 7526 Mersch - Luxemburg - Telefon:+352 26 32 18 27
Öffnungszeiten: Montag - Freitag 9.00 - 20.00 Uhr, Samstag 9.00 - 19.00 Uhr

INTERNATIONAL HORSE SHOW LUXEMBURG

30/ WRAL/ 4209/Ranch Riding/ (Open)

Show Date: 07-11-2015

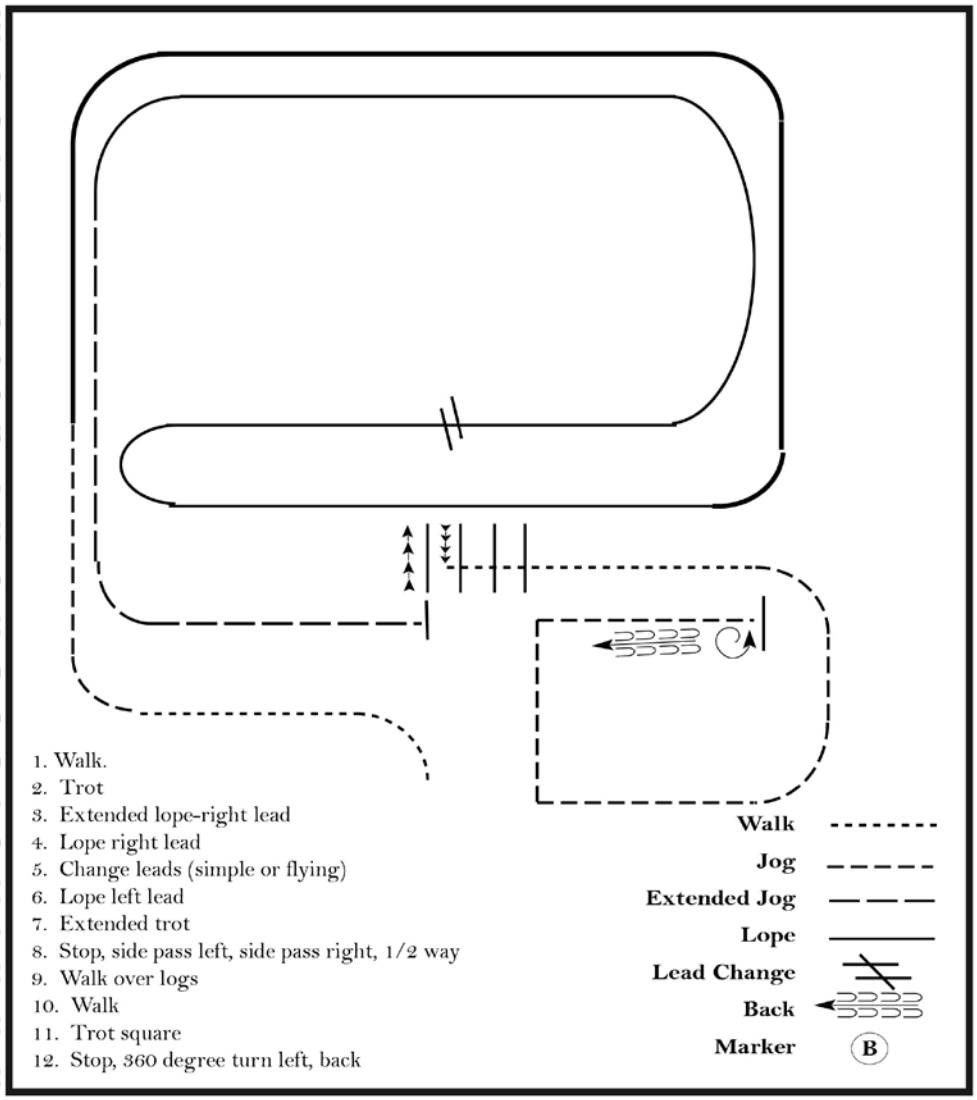

1. Walk.
2. Trot
3. Extended lope-right lead
4. Lope right lead
5. Change leads (simple or flying)
6. Lope left lead
7. Extended trot
8. Stop, side pass left, side pass right, 1/2 way
9. Walk over logs
10. Walk
11. Trot square
12. Stop, 360 degree turn left, back

Walk
Jog
Extended Jog
Lope
Lead Change
Back
Marker B

www.HorseShowPatterns.com

[RP/5]

Pattern Provided by:

WRAL QHAL

©2015 HorseShowPatterns.com. All Rights Reserved.

INTERNATIONAL HORSE SHOW LUXEMBURG

31/ WRAL/ 4302/ Ranch Riding/ (Beginner)
34/ AQHA/ 4430/ Ranch Riding/ (Youth)

Show Date: 07-11-2015

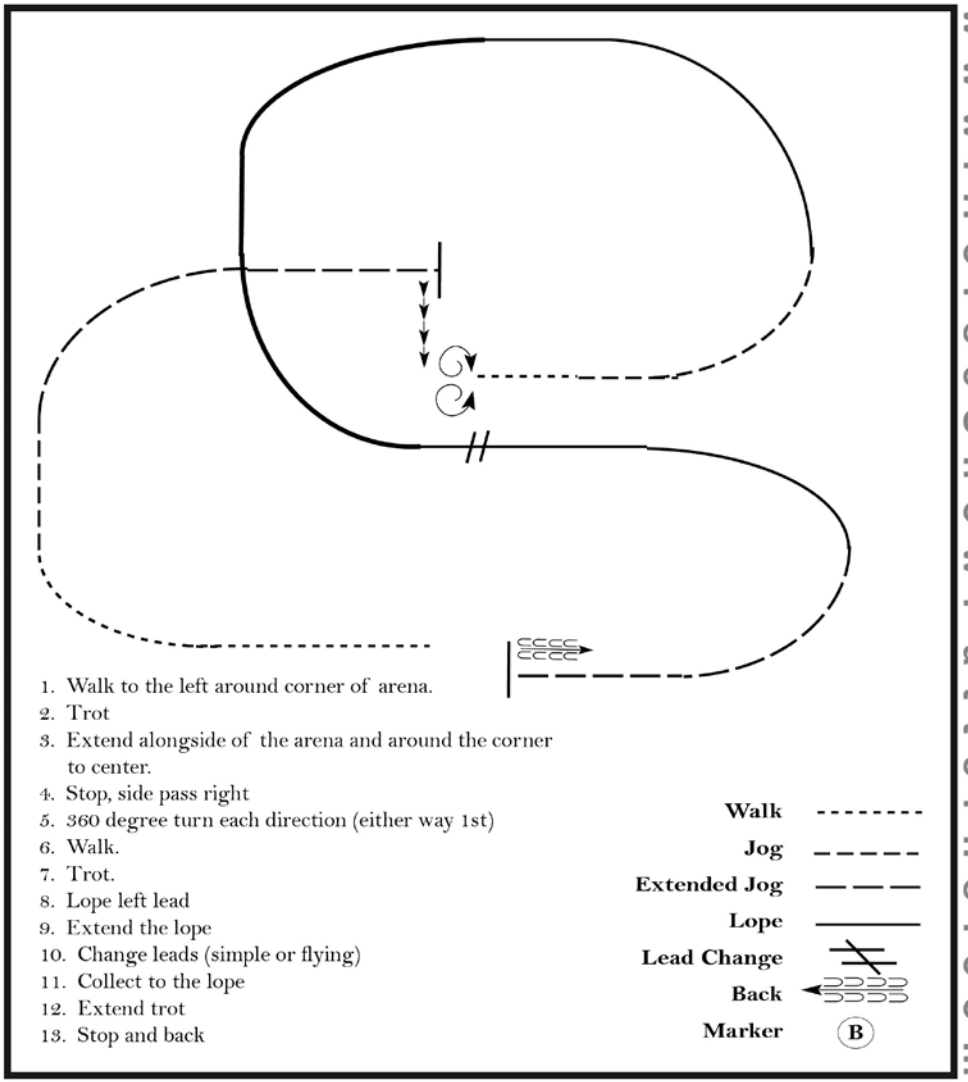

1. Walk to the left around corner of arena.
2. Trot
3. Extend alongside of the arena and around the corner to center.
4. Stop, side pass right
5. 360 degree turn each direction (either way 1st)
6. Walk.
7. Trot.
8. Lope left lead
9. Extend the lope
10. Change leads (simple or flying)
11. Collect to the lope
12. Extend trot
13. Stop and back

Walk
Jog
Extended Jog
Lope
Lead Change
Back
Marker B

www.HorseShowPatterns.com

[RP/3]

Pattern Provided by:

WRAL QHAL

©2015 HorseShowPatterns.com. All Rights Reserved.

INTERNATIONAL HORSE SHOW LUXEMBURG

32/ WRAL/ 4301/ Ranch Riding/ (Amateur)

Show Date: 07-11-2015

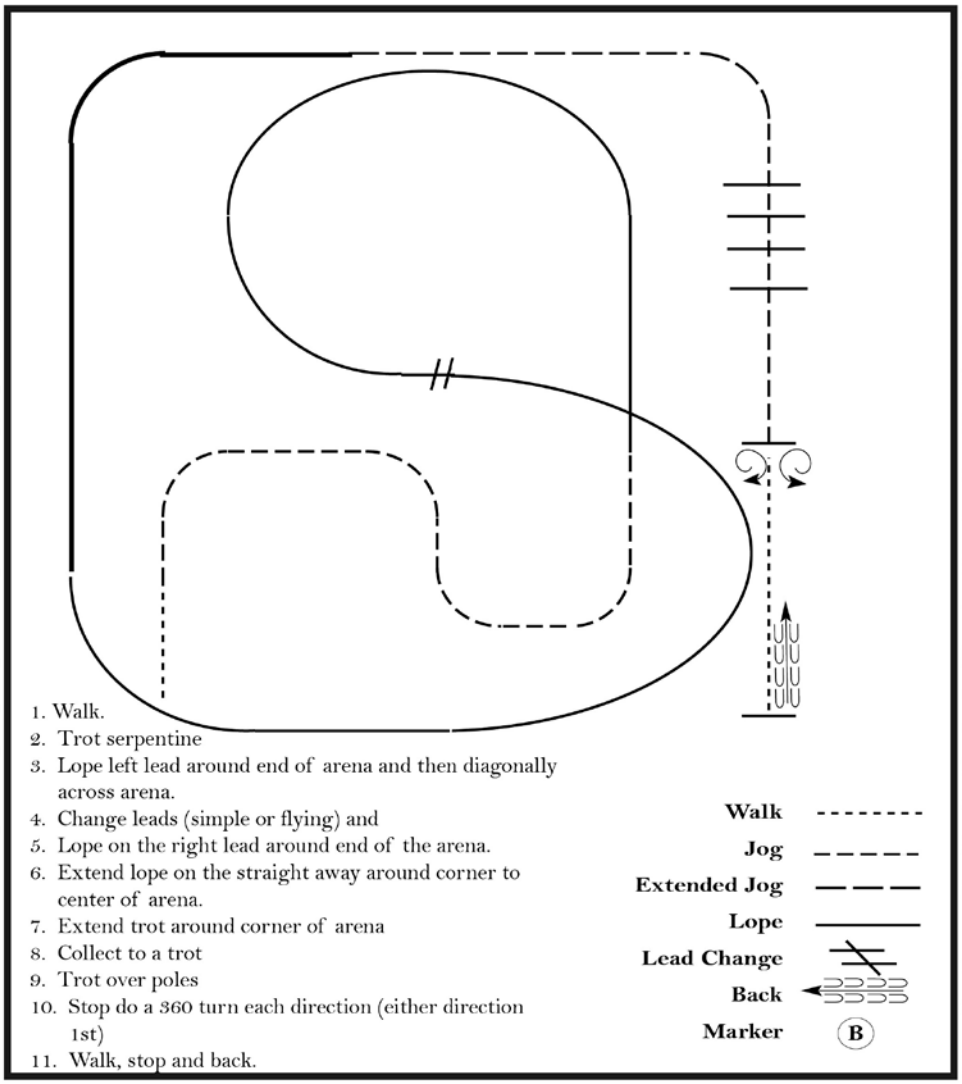

www.HorseShowPatterns.com

www.HorseShowPatterns.com

[RP/4]

Pattern Provided by:

WRAL QHAL

©2015 HorseShowPatterns.com. All Rights Reserved.

Trierweiler
ENTREPRISE DE CARRELAGE

http://www.trierweiler.lu
info@trierweiler.lu

Z.I. « Um Mierscherbierg »
7, allée J.W. Leonard
L-7526 MERSCH

Tél. : 32 60 95 dépôt : 32 51 07

Carrelages - Chapes - Pierres Naturelles
Vente - Pose - Rénovations - Conseils

EXPOSITION

Garage Roby Cruciani

73, route de Luxembourg
L-3515 Dudelange
Tél.: 52 02 52-1 Fax: 52 02 42

Das Auto.

INTERNATIONAL HORSE SHOW LUXEMBURG

33/ AQHA/ 2430/ Ranch Riding/ (Amateur)

Show Date: 07-11-2015

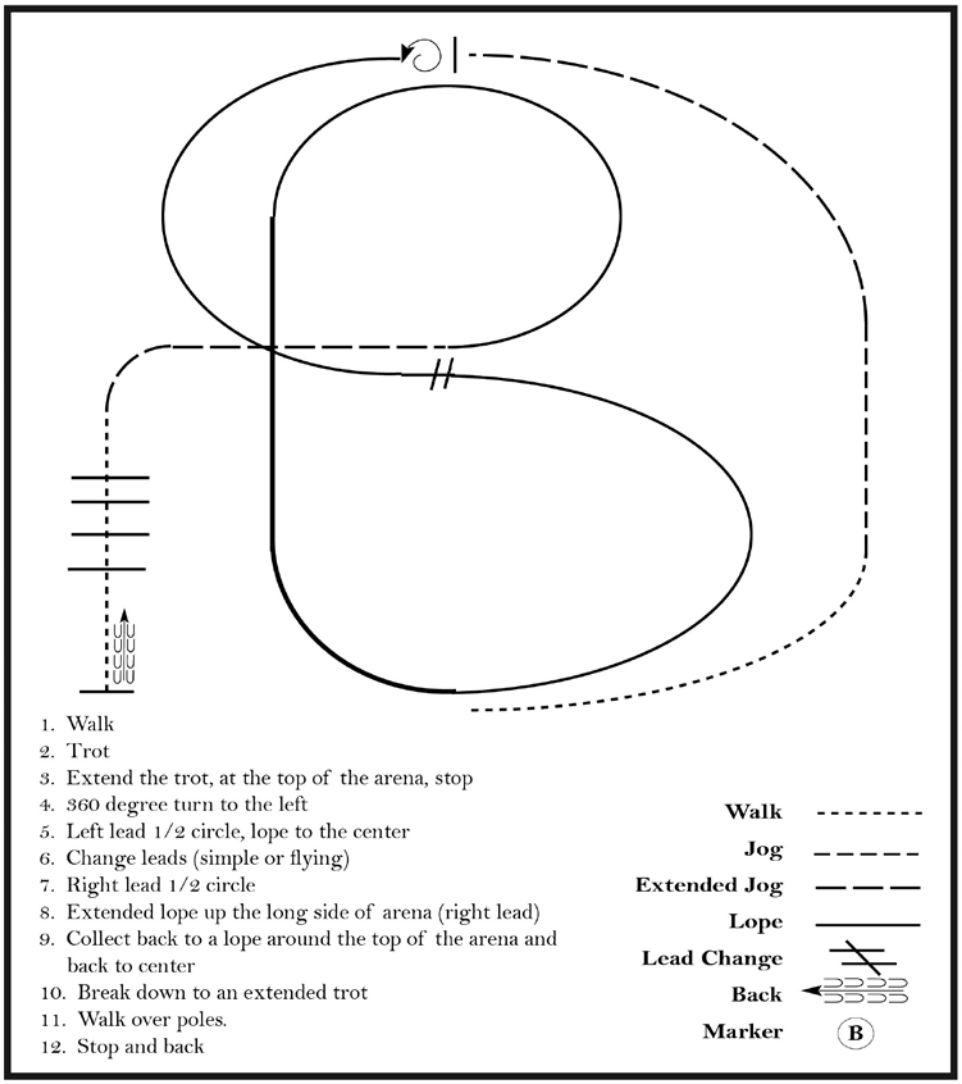

www.HorseShowPatterns.com

1. Walk
2. Trot
3. Extend the trot, at the top of the arena, stop
4. 360 degree turn to the left
5. Left lead 1/2 circle, lope to the center
6. Change leads (simple or flying)
7. Right lead 1/2 circle
8. Extended lope up the long side of arena (right lead)
9. Collect back to a lope around the top of the arena and back to center
10. Break down to an extended trot
11. Walk over poles.
12. Stop and back

[RP/1]

Pattern Provided by:

WRAL QHAL

©2015 HorseShowPatterns.com. All Rights Reserved.

EIFEL
PferdeZAHNFEE
Equine Dentist Sabine Pauly
Pferdezahnbehandlungen
Telefon: 0171-8092541 · Deudesfeld
www.eifel-pferdezahnfee.de

LAVAZZA
BLUE
BEST LAVAZZA ULTIMATE ESPRESSO

Effizient und attraktiv – auch im Preis: Vitodens 200-W.

Gas-Brennwert-Wandgerät mit beispielhaftem Preis-Leistungs-Verhältnis:

- Maximale Energieausnutzung auf kleinstem Raum
- Langlebige Inox-Radial-Heizfläche aus Edelstahl
- Besonders für den Einsatz im Geschoss-Wohnungsbau geeignet

VIESMANN

Wir beraten Sie gern:

CHAUFFAGE · SANITAIRE
Baumert

TEL: 36 98 71
LUXEMBOURG

CHAUFFAGE · SANITAIRE
Baumert

WWW.BAUMERT-ENT.LU

BGL
BNP PARIBAS

INTERNATIONAL HORSE SHOW LUXEMBURG

35/ AQHA/ 1360/ Western Riding/ (Open)

Show Date: 07-11-2015

www.HorseShowPatterns.com

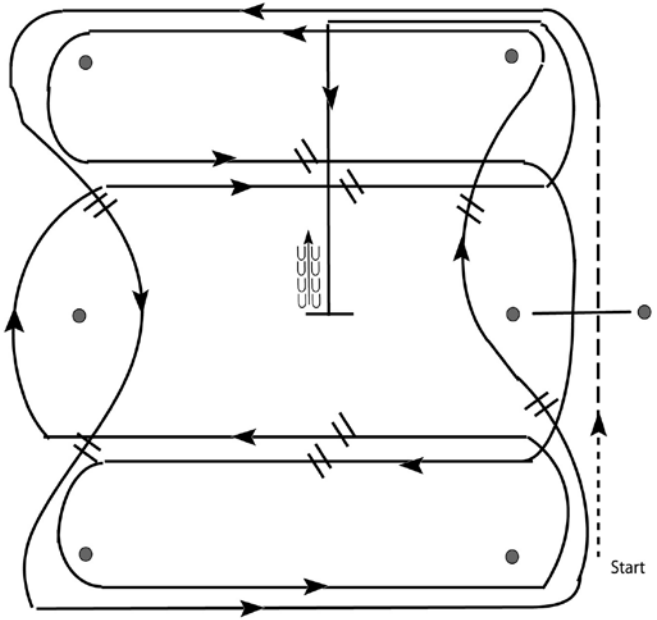

www.HorseShowPatterns.com

1. Walk, transition to jog, jog over log.
2. Transition to the lope, on the left lead.
3. First line change.
4. Second line change.
5. Third line change.
6. Fourth line change.
7. First crossing change.
8. Lope over the log.
9. Second crossing change.
10. Third crossing change.
11. Fourth crossing change.
12. Lope, stop and back.

[WR/OP-5]

Pattern Provided by:

WRAL QHAL

©2015 HorseShowPatterns.com. All Rights Reserved.

INTERNATIONAL HORSE SHOW LUXEMBURG

36/ AQHA/ 2360/ Western Riding/ (Amateur)

Show Date: 07-11-2015

www.HorseShowPatterns.com

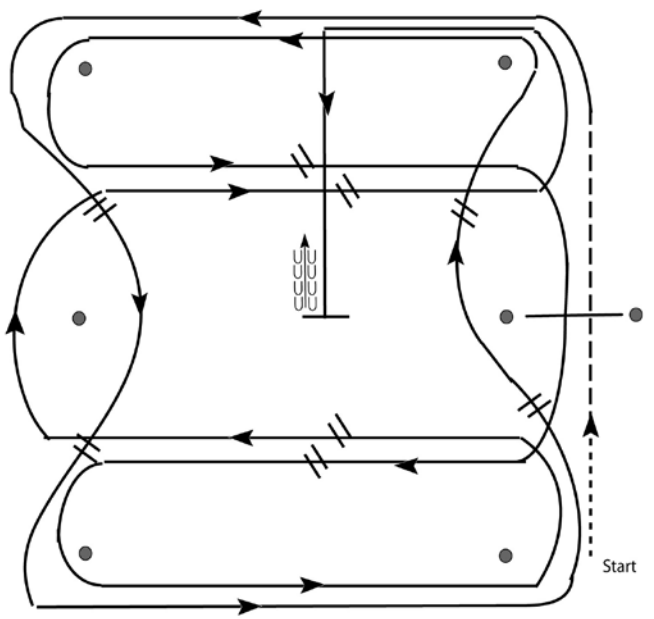

www.HorseShowPatterns.com

1. Walk, transition to jog, jog over log.
2. Transition to the lope, on the left lead.
3. First line change.
4. Second line change.
5. Third line change.
6. Fourth line change.
7. First crossing change.
8. Lope over the log.
9. Second crossing change.
10. Third crossing change.
11. Fourth crossing change.
12. Lope, stop and back.

[WR/OP-5]

Pattern Provided by:

WRAL QHAL

©2015 HorseShowPatterns.com. All Rights Reserved.

INTERNATIONAL HORSE SHOW LUXEMBURG

37/ WRAL/ 2405/ Horsemanship Walk-Trot

Show Date: 07-11-2015

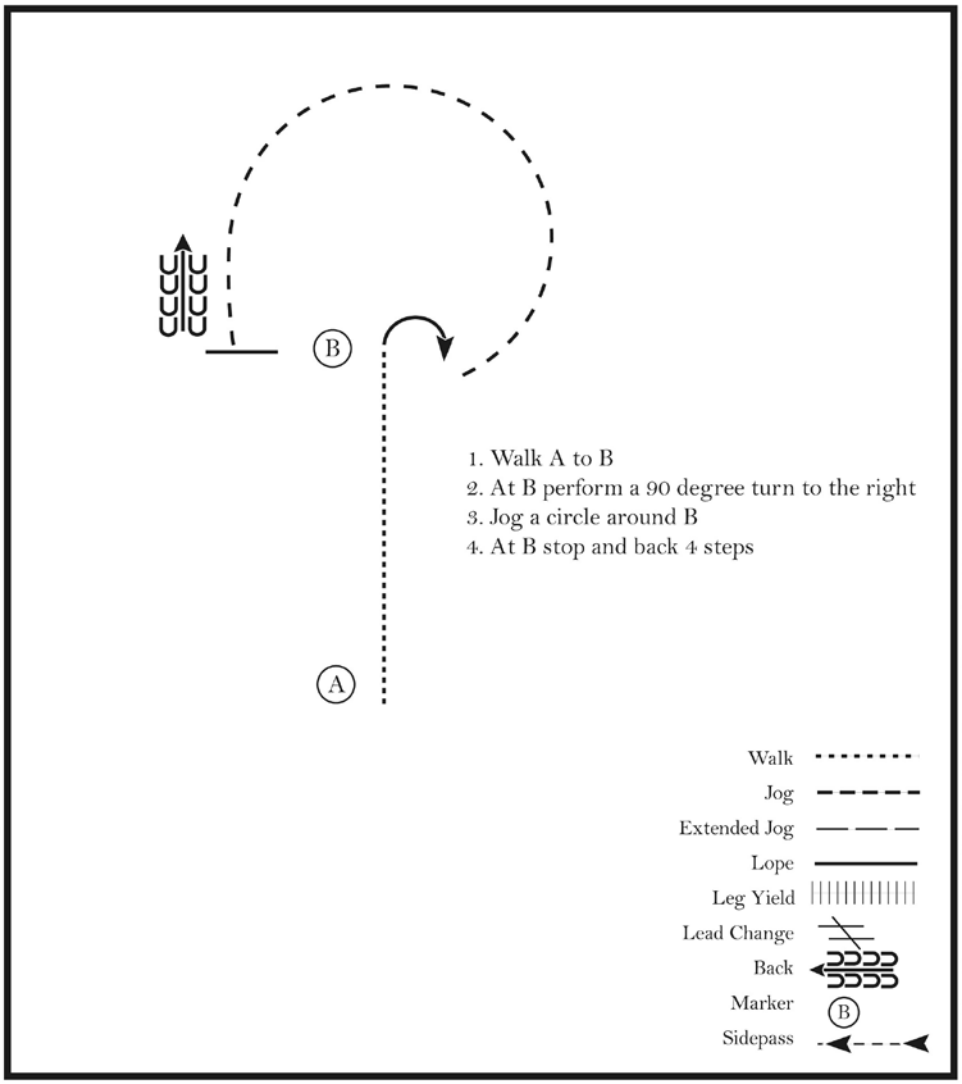

www.HorseShowPatterns.com

www.HorseShowPatterns.com

[WH/WT-7]

Pattern Provided by:

WRAL QHAL

©2015 HorseShowPatterns.com. All Rights Reserved.

De la chaleur pour tous.

Tout le monde peut sauver la planète.

De l'inspiration pour tous.

Tout le monde peut trouver sa propre ambiance de salle de bains.

Un budget pour tous.

Des solutions pour tous.

Eau et chaleur pour tous.

Dans votre magasin Van Marcke Inspirations, vous trouverez la salle de bains, wellness ou installation de chauffage qui vous conviendra le mieux et surtout dans votre budget. Nos conseillers sont fins prêts pour trouver avec vous les meilleures solutions que vous recherchez. En venant, assurez-vous de prendre avec vous tous vos rêves de salle de bains, de wellness ou de chauffage!

Van Marcke Inspirations - 34/38 Rangwee - 2412 Luxembourg
Heures d'ouverture: mardi - samedi 10h00 - 18h00 (fermé le dimanche et lundi)

www.vanmarcke.com

Van Marcke® INSPIRATIONS

INTERNATIONAL HORSE SHOW LUXEMBURG

38/ WRAL/ 2401/ Western Horsemanship/ (Amateur)

Show Date: 07-11-2015

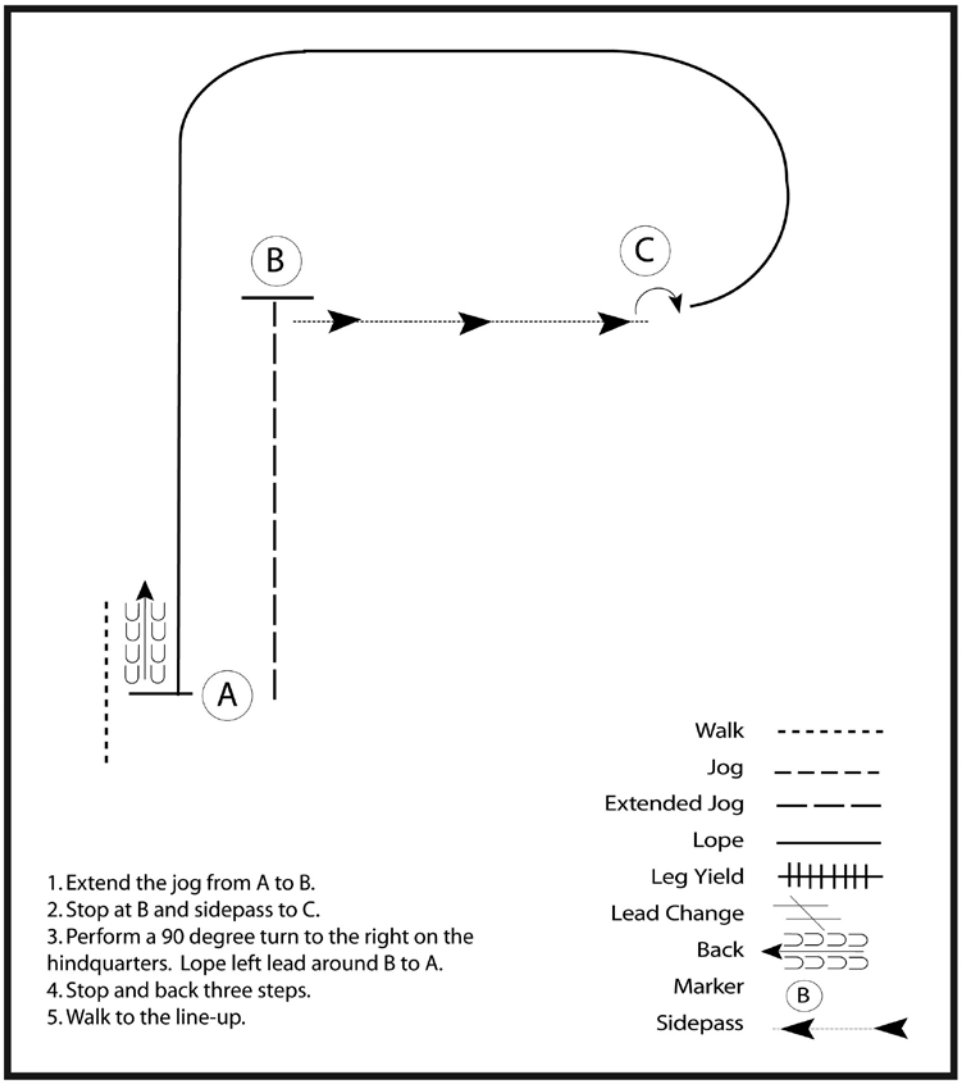

1. Extend the jog from A to B.
2. Stop at B and sidepass to C.
3. Perform a 90 degree turn to the right on the hindquarters. Lope left lead around B to A.
4. Stop and back three steps.
5. Walk to the line-up.

[WH/2-53]

Pattern Provided by:

WRAL QHAL

©2015 HorseShowPatterns.com. All Rights Reserved.

www.HorseShowPatterns.com

INTERNATIONAL HORSE SHOW LUXEMBURG

39/ AQHA/ 4400/ Western Horsemanship/ (Youth)

Show Date: 07-11-2015

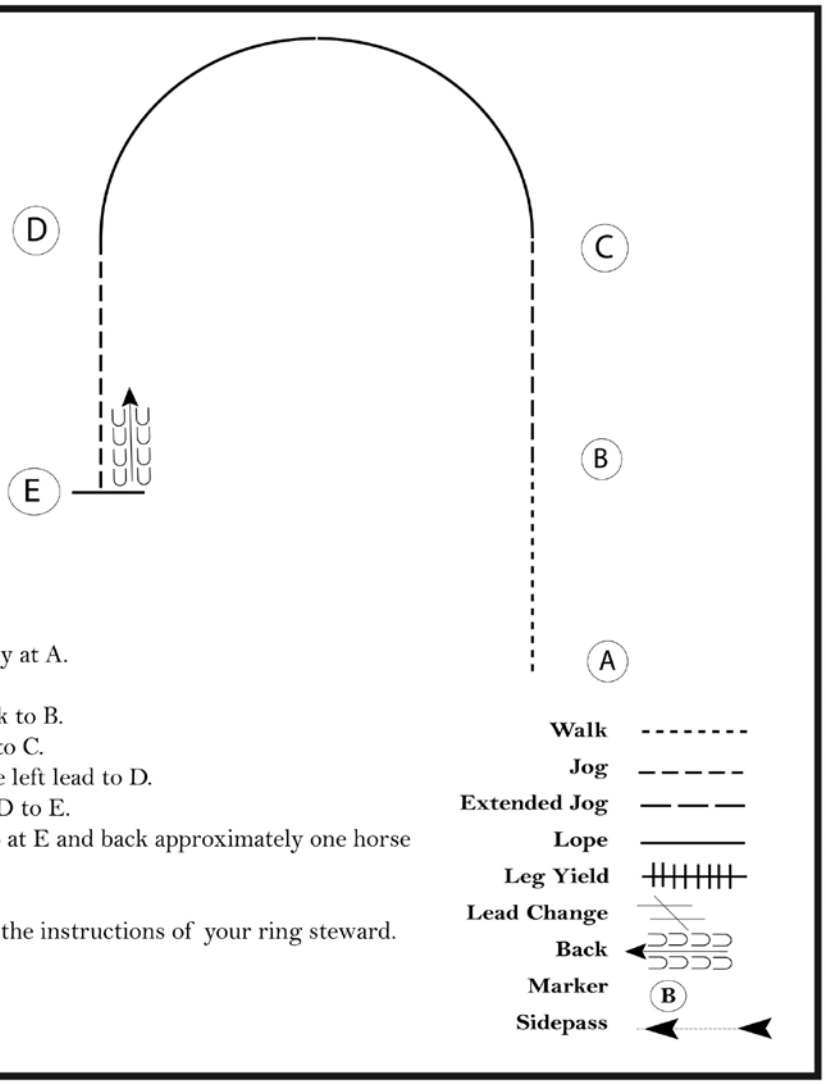

Be ready at A.

1. Walk to B.
2. Jog to C.
3. Lope left lead to D.
4. Jog D to E.
5. Stop at E and back approximately one horse length.

Follow the instructions of your ring steward.

[WH/1-56]

Pattern Provided by:

WRAL QHAL

©2015 HorseShowPatterns.com. All Rights Reserved.

www.HorseShowPatterns.com

INTERNATIONAL HORSE SHOW LUXEMBURG

40/ WRAL/ 2402/ Western Horsemanship/ (Beginner)

Show Date: 07-11-2015

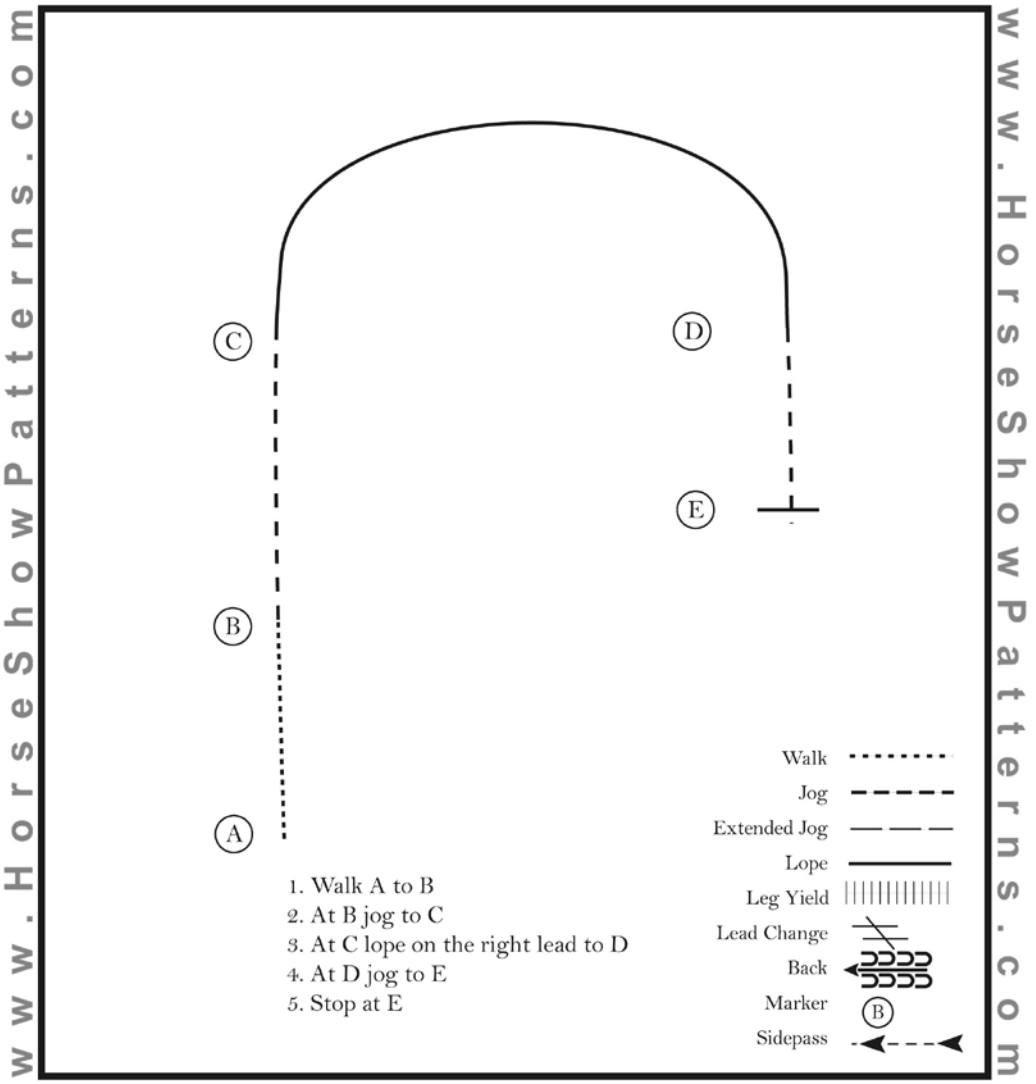

1. Walk A to B
2. At B jog to C
3. At C lope on the right lead to D
4. At D jog to E
5. Stop at E

www.HorseShowPatterns.com

[WH/1-28]

Pattern Provided by:

WRAL QHAL

©2015 HorseShowPatterns.com. All Rights Reserved.

INTERNATIONAL HORSE SHOW LUXEMBURG

41/AQHA/ 2400/ Western Horsemanship/ (Amateur)

Show Date: 07-11-2015

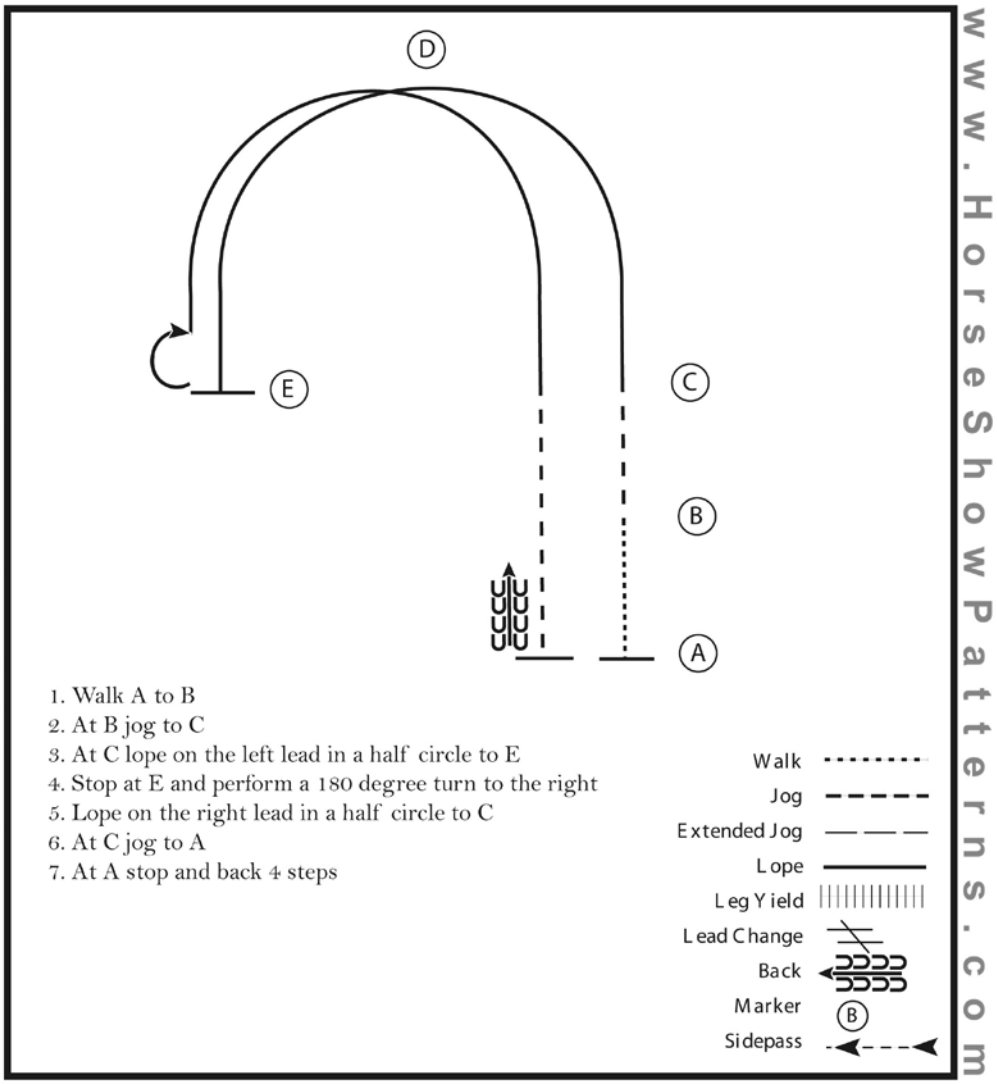

1. Walk A to B
2. At B jog to C
3. At C lope on the left lead in a half circle to E
4. Stop at E and perform a 180 degree turn to the right
5. Lope on the right lead in a half circle to C
6. At C jog to A
7. At A stop and back 4 steps

www.HorseShowPatterns.com

[WH/2-28]

Pattern Provided by:

WRAL QHAL

©2015 HorseShowPatterns.com. All Rights Reserved.

INTERNATIONAL HORSE SHOW LUXEMBURG

42/ WRAL/ 240/ Western Horsemanship/ (Open)

Show Date: 07-11-2015

www.HorseShowPatterns.com

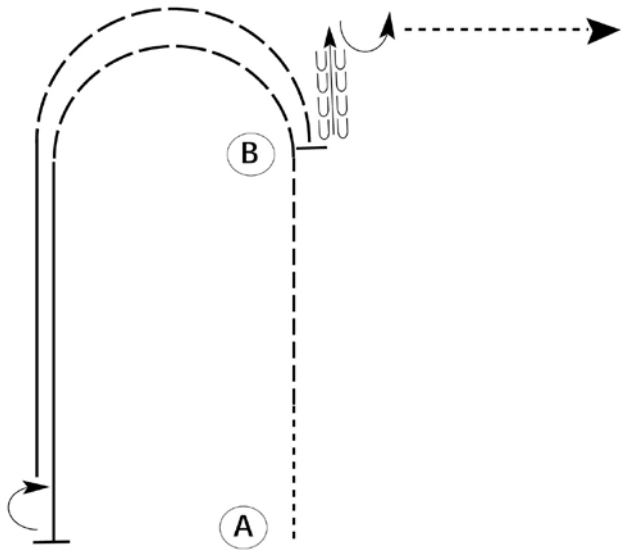

Be ready at A.

1. Walk approximately 2 horse lengths from A.
2. Jog to B.
3. Extend the jog in a half circle.
4. Lope on the left lead until even with A.
5. Stop and perform a 180 degree turn to the right.
6. Lope on the right lead until even with B.
7. Extend the jog to B.
8. Stop at B and back approximately one horse length.
9. Perform a 90 degree turn to the left and walk straight away.

Follow the instructions of your ring steward.

Walk
Jog
Extended Jog
Lope
Lead Change
Back
Marker B

www.HorseShowPatterns.com

[WH/2-84]

Pattern Provided by:

WRAL QHAL

©2015 HorseShowPatterns.com. All Rights Reserved.

INTERNATIONAL HORSE SHOW LUXEMBURG

45/46 NRHA/ 1100-1600/ Reining/ (Open & Ltd Open)

Show Date: 07-11-2015

www.HorseShowPatterns.com

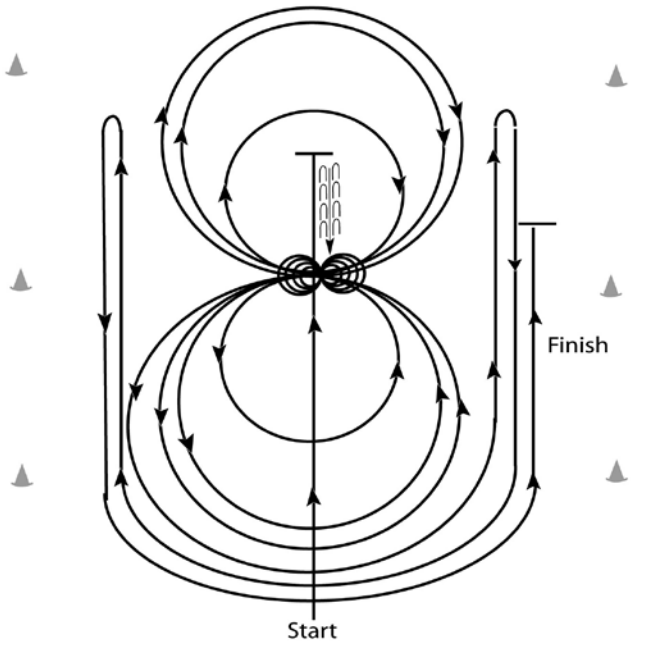

1. Run past the center marker and do a sliding stop. Back up to the center of the arena or at least ten feet (3m). Hesitate.
2. Complete four spins to the right.
3. Complete four and one-quarter spins to the left so that horse is facing the left wall or fence. Hesitate.
4. Beginning on the left lead, complete three circles to the left: the first circle small and slow; the next two circles large and fast. Change leads at the center of the arena.
5. Complete three circles to the right: the first circle small and slow; the next two circles large and fast. Change leads at the center of the arena.
6. Begin a large fast circle to the left but do not close this circle. Run up the right side of the arena past the center marker and do a right rollback at least twenty feet (6.09m) from the wall or fence – no hesitation.
7. Continue back around the previous circle but do not close this circle. Run up the left side of the arena past the center marker and do a left rollback at least twenty feet (6.09m) from the wall or fence – no hesitation.
8. Continue back around previous circle but do not close this circle. Run up right side of the arena past the center marker and do a sliding stop at least twenty feet (6.09m) from the wall or fence. Hesitate to demonstrate completion of the pattern.

Rider may dismount and drop bridle to the designated judge.

www.HorseShowPatterns.com

[R/NRHAP-9]

Pattern Provided by:

WRAL QHAL

©2015 HorseShowPatterns.com. All Rights Reserved.

INTERNATIONAL HORSE SHOW LUXEMBURG

62/ WRAL/ 1202/ Showmanship at Halter/ (Beginner)

Show Date: 07-12-2015

www.HorseShowPatterns.com

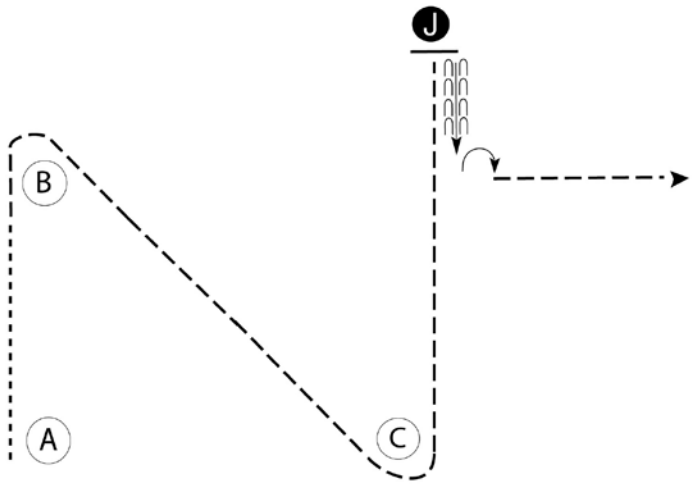

Be ready at A.

1. Walk to B.
2. Trot around B and C and straight to judge.
3. Stop and set up for inspection.
4. When dismissed, back one horse length.
5. Perform a 90 degree turn.
6. Trot straight away to finish.

Walk --------
Trot - - - - -
Back
Marker B
Judge J

www.HorseShowPatterns.com

[S/1-22]

Pattern Provided by:

WRAL / QHAL

©2015 HorseShowPatterns.com. All Rights Reserved.

BRESSAGLIA SERGE sàrl

CONSTRUCTIONS I FAÇADES I GENIE CIVIL

www.carrelagescuri.lu

carrelages louis scuri

51 17 26 218 Z. I. Scheleck II BETTEMBOURG

INTERNATIONAL HORSE SHOW LUXEMBURG

63/ WRAL/1201/ Showmanship at Halter/ (Amateur)

Show Date: 07-12-2015

www.HorseShowPatterns.com

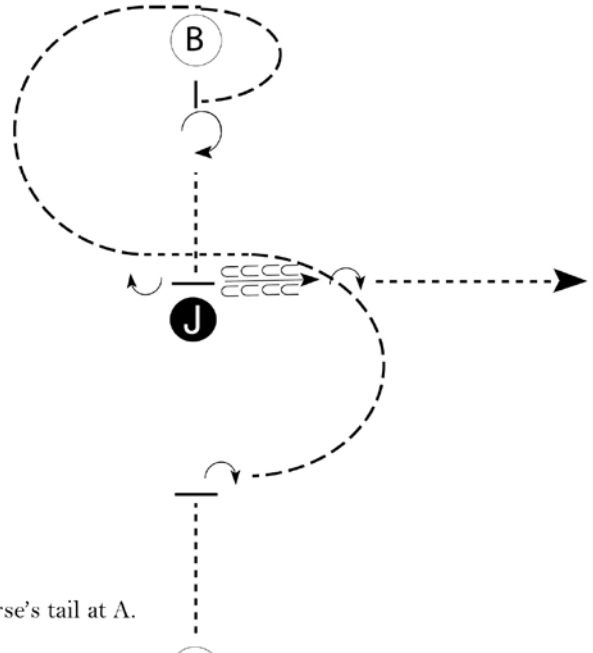

Be ready with your horse's tail at A.

1. Walk halfway to Judge.
2. Stop and perform a 1/4 turn.
3. Trot a half circle. Break to a walk before Judge and walk at least two horse lengths past Judge.
4. Trot a half circle to and around B as shown.
5. Stop and perform a 3/4 turn and walk to Judge.
6. Stop and set up for inspection.
7. When dismissed, perform a 1/4 turn.
8. Back approximately one horse length.
9. Perform a 1/2 turn and walk straight away to exit.

Follow the instructions of your ring steward.

Walk
Trot
Back
Marker B
Judge J

www.HorseShowPatterns.com

[S/2-66]

Pattern Provided by:

WRAL / QHAL

©2015 HorseShowPatterns.com. All Rights Reserved.

INTERNATIONAL HORSE SHOW LUXEMBURG

64/ AQHA/ 2120/ Showmanship at Halter/ (Amateur)

Show Date: 07-12-2015

www.HorseShowPatterns.com

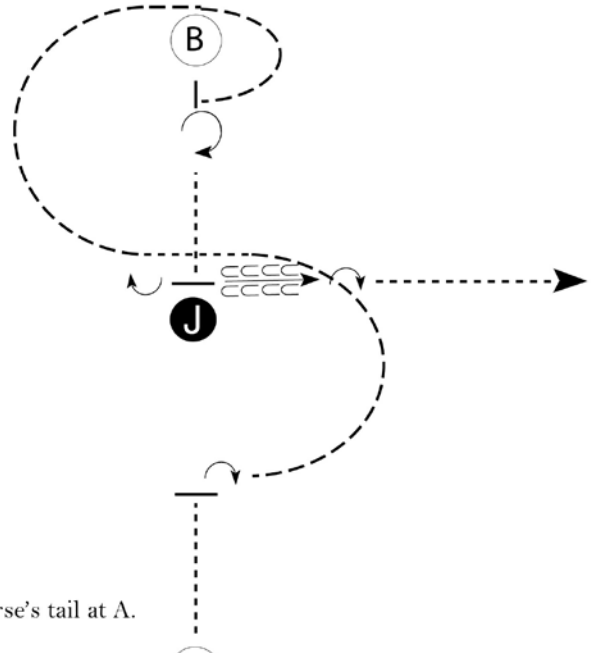

Be ready with your horse's tail at A.

1. Walk halfway to Judge.
2. Stop and perform a 1/4 turn.
3. Trot a half circle. Break to a walk before Judge and walk at least two horse lengths past Judge.
4. Trot a half circle to and around B as shown.
5. Stop and perform a 3/4 turn and walk to Judge.
6. Stop and set up for inspection.
7. When dismissed, perform a 1/4 turn.
8. Back approximately one horse length.
9. Perform a 1/2 turn and walk straight away to exit.

Follow the instructions of your ring steward.

Walk
Trot
Back
Marker B
Judge J

www.HorseShowPatterns.com

[S/2-66]

Pattern Provided by:

WRAL / QHAL

©2015 HorseShowPatterns.com. All Rights Reserved.

INTERNATIONAL HORSE SHOW LUXEMBURG

65/ AQHA/ 4120/ Showmanship at Halter/ (Youth)

Show Date: 07-12-2015

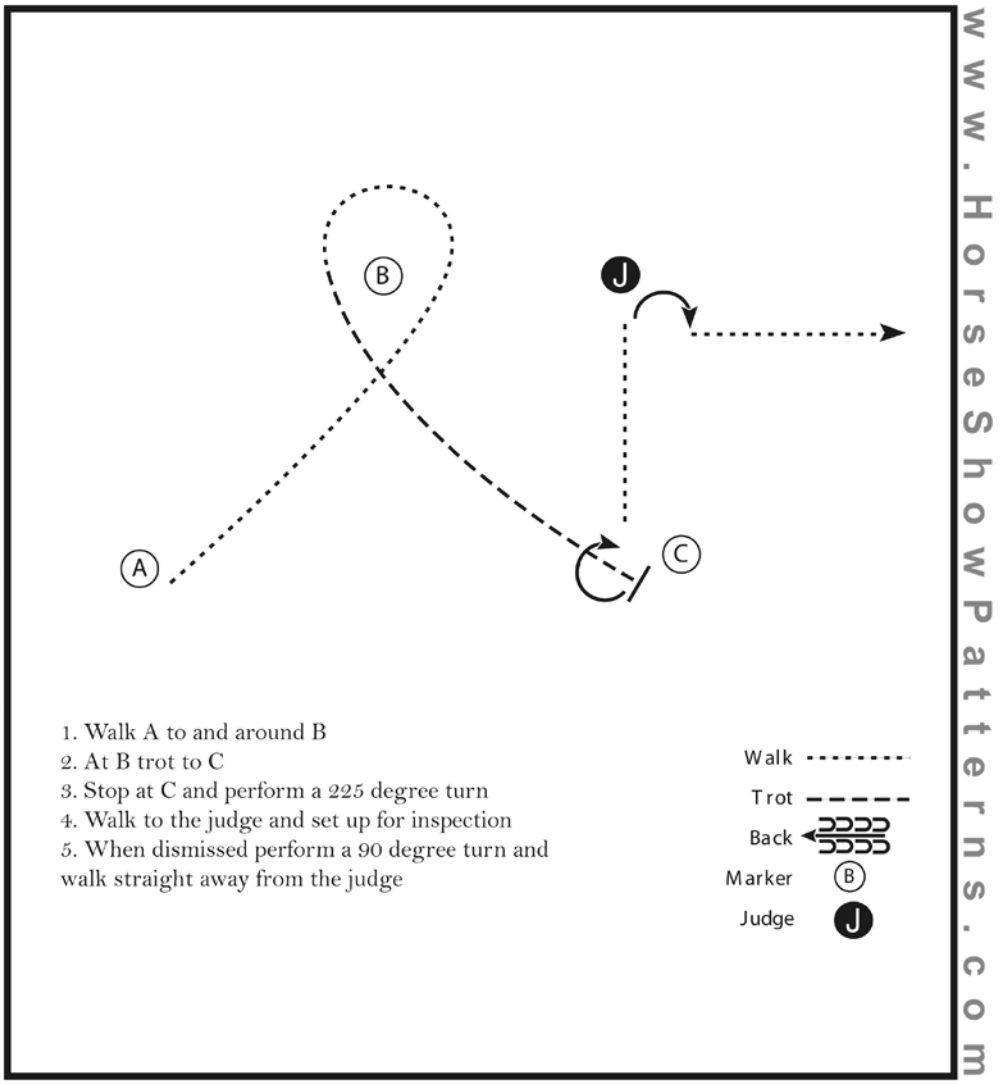

1. Walk A to and around B
2. At B trot to C
3. Stop at C and perform a 225 degree turn
4. Walk to the judge and set up for inspection
5. When dismissed perform a 90 degree turn and walk straight away from the judge

www.HorseShowPatterns.com

[S/1-1]

Pattern Provided by:

WRAL / QHAL

©2015 HorseShowPatterns.com. All Rights Reserved.

INTERNATIONAL HORSE SHOW LUXEMBURG

66/AQHA/ 3120/ Showmanship at Halter/ (Novice Amateur)

Show Date: 07-12-2015

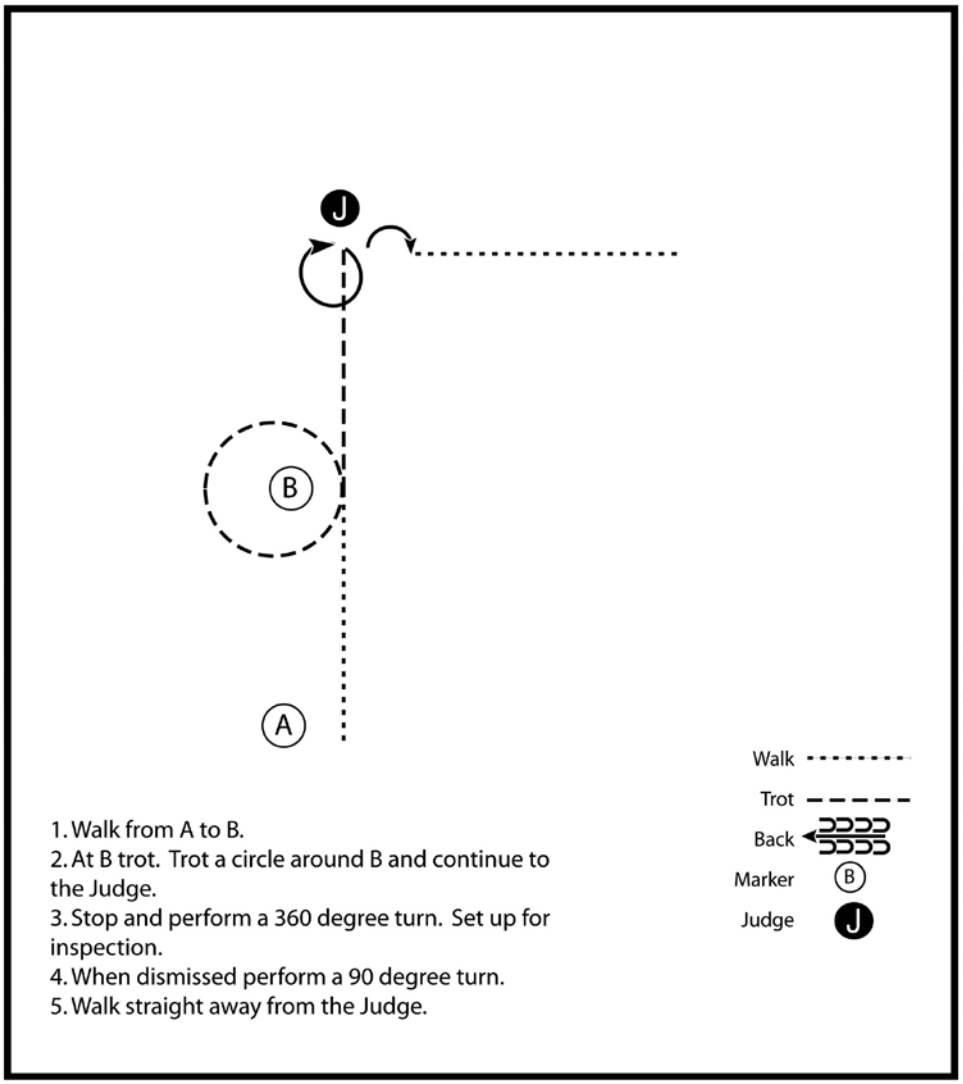

1. Walk from A to B.
2. At B trot. Trot a circle around B and continue to the Judge.
3. Stop and perform a 360 degree turn. Set up for inspection.
4. When dismissed perform a 90 degree turn.
5. Walk straight away from the Judge.

www.HorseShowPatterns.com

[S/2-8]

Pattern Provided by:

WRAL / QHAL

©2015 HorseShowPatterns.com. All Rights Reserved.

INTERNATIONAL HORSE SHOW LUXEMBURG

67/ AQHA/ 5120/ Showmanship at Halter/ (Novice Youth)

Show Date: 07-12-2015

www.HorseShowPatterns.com

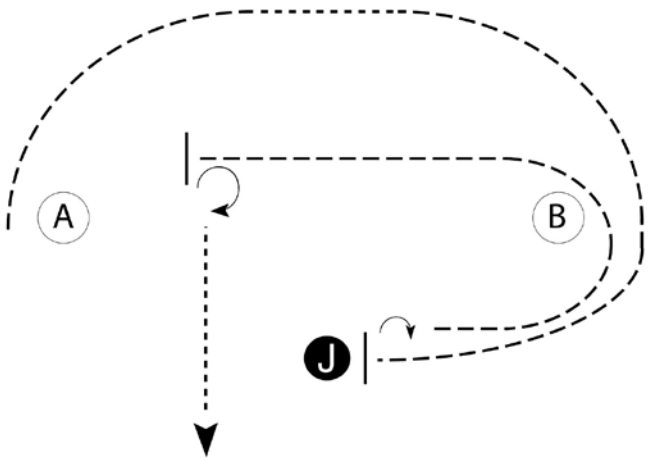

Be ready at A.

1. Trot an arc to the right.
2. At the top of the arc, walk two strides.
3. Trot in a half circle and straight to Judge.
4. Stop and set up for inspection.
5. When dismissed, perform a 1/2 turn.
6. Trot around B as shown and stop before A.
7. Perform a 3/4 turn and walk straight away to exit.

Follow the instructions of your ring steward.

Walk
Trot
Back
Marker B
Judge J

[S/1-46]

Pattern Provided by:

WRAL / QHAL

©2015 HorseShowPatterns.com. All Rights Reserved.

INTERNATIONAL HORSE SHOW LUXEMBURG

68/ WRAL/ 3822/ Trail in Hand/ (Open all ages)

Show Date: 07-12-2015

www.HorseShowPatterns.com

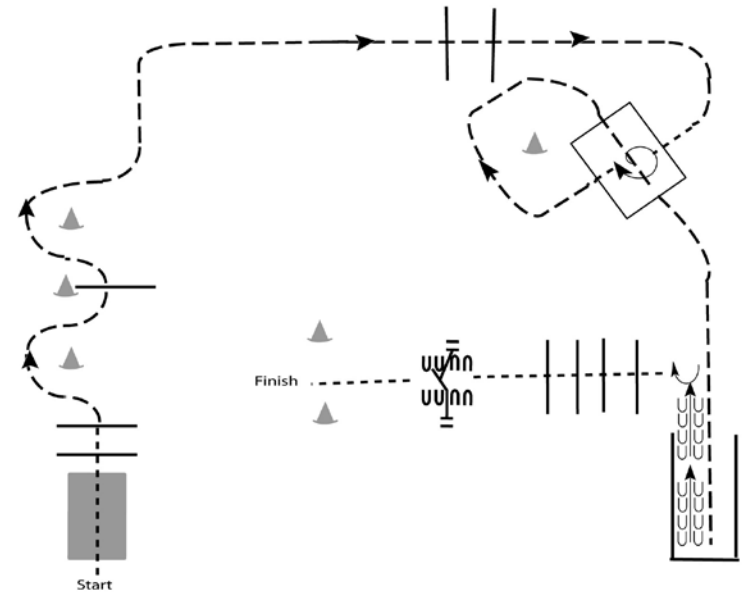

1. Walk over bridge and over poles.
2. Jog through serpentine and over pole.
3. Continue to jog over poles.
4. Break to a walk and walk into box. Turn a full turn to the right and walk out of box.
5. Jog through box and into chute
6. Back out of chute
7. Turn 90 degrees and walk over poles to gate
8. Work gate and walk to finish

Walk
Jog
Extended Jog
Lope
Leg Yield
Lead Change
Back
Marker B
Sidepass

[T/1-6]

Pattern Provided by:

WRAL / QHAL

©2015 HorseShowPatterns.com. All Rights Reserved.

INTERNATIONAL HORSE SHOW LUXEMBURG

69/AQHA/ 2380/ Trail/ (Amateur)

Show Date: 07-12-2015

www.HorseShowPatterns.com

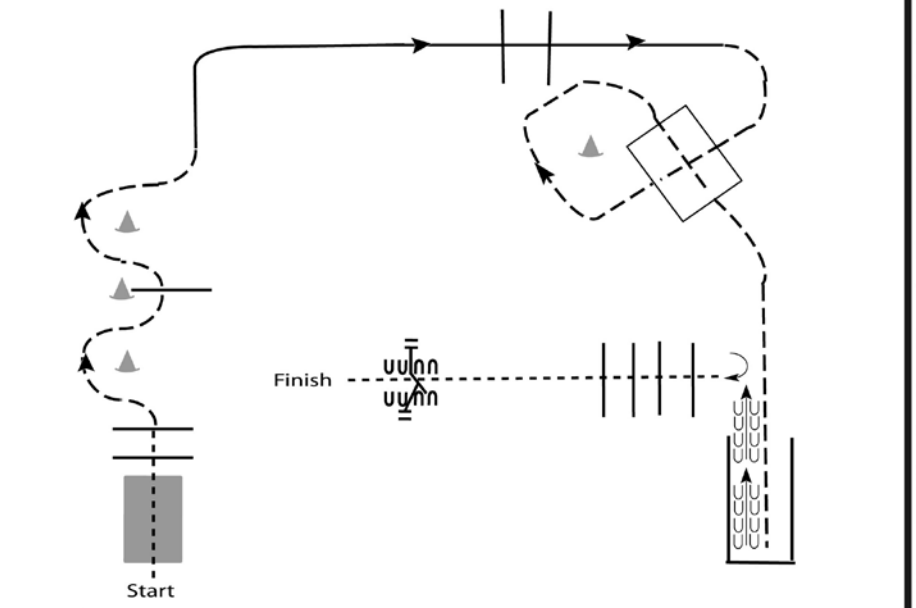

www.HorseShowPatterns.com

Be ready at start.

1. Walk over bridge and over poles.
2. Jog through serpentine and over pole.
3. Lope on the right lead over poles.
4. Jog through box and into chute.
5. Back out of chute.
6. Turn 90 degrees and walk over elevated poles.
7. Work gate with left hand.

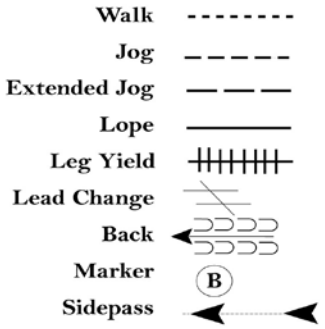

[T/1-6]

Pattern Provided by:

WRAL / QHAL

©2015 HorseShowPatterns.com. All Rights Reserved.

phillipps S.à.r.l.
Immer eine Idee besser

RAUMVERGNÜGEN.

Das Auge wohnt mit. Gönnen Sie sich frische, schöne Aussichten mit unserem kreativen Raumprogramm.

Rufen Sie uns an!

RAUMPROGRAMM.
- klassische Maler- und Lackiererarbeiten
- hochwertige dekorative Gestaltungstechniken
- Bodenbeläge
- Spanndecken
- Elektroarbeiten
- 100 % Service – bis hin zum Aus-/Einräumen und zur Profi-Bauschlussreinigung

Peinture Phillipps Sàrl

7, rue de Godbrange
L-6118 Junglinster
Tel.: 00352 / 42 64 95

3, rue de la Déportation
L-1415 Luxembourg Hollerich
Tel.: 00352 / 42 64 95-40

info@phillipps.lu
www.phillipps.lu

INTERNATIONAL HORSE SHOW LUXEMBURG

70/AQHA/ 4380/ Trail/ (Youth)

Show Date: 07-12-2015

www.HorseShowPatterns.com

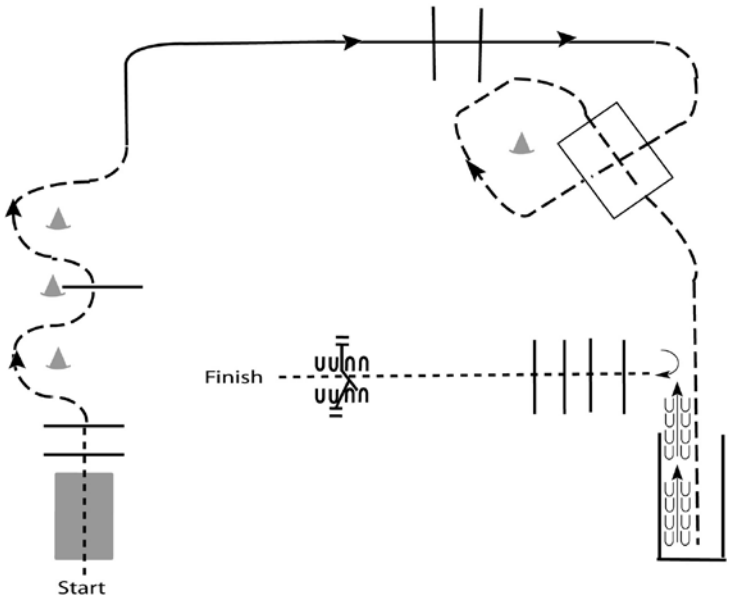

Be ready at start.

1. Walk over bridge and over poles.
2. Jog through serpentine and over pole.
3. Lope on the right lead over poles.
4. Jog through box and into chute.
5. Back out of chute.
6. Turn 90 degrees and walk over elevated poles.
7. Work gate with left hand.

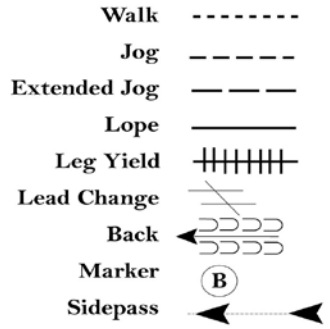

[T/1-6]

Pattern Provided by:

WRAL / QHAL

©2015 HorseShowPatterns.com. All Rights Reserved.

INTERNATIONAL HORSE SHOW LUXEMBURG

71/AQHA/ 1380/ Trail/ (Open)

Show Date: 07-12-2015

www.HorseShowPatterns.com

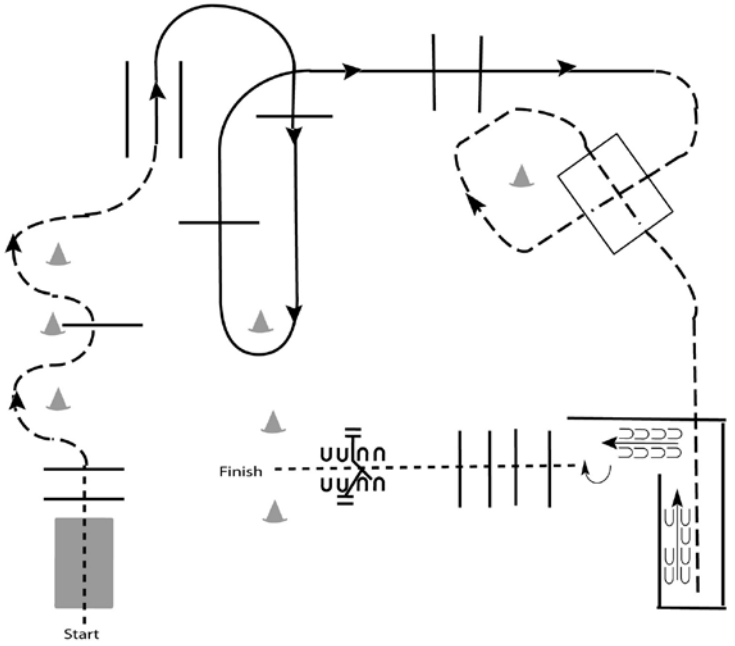

Begin at Start.

1. Walk over bridge and over poles.
2. Jog through serpentine and over pole.
3. Lope on the right lead over poles.
4. Jog through box and into chute.
5. Back the L.
6. Turn 180 degrees and walk over elevated poles.
7. Work gate with left hand.

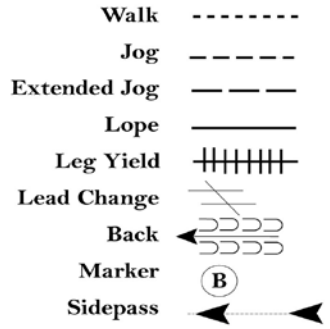

[T/2-7]

Pattern Provided by:

WRAL / QHAL

©2015 HorseShowPatterns.com. All Rights Reserved.

INTERNATIONAL HORSE SHOW LUXEMBURG

72 / WRAL / 3823 / Horse&Dog Trail (Open)

Show Date: 07-12-2015

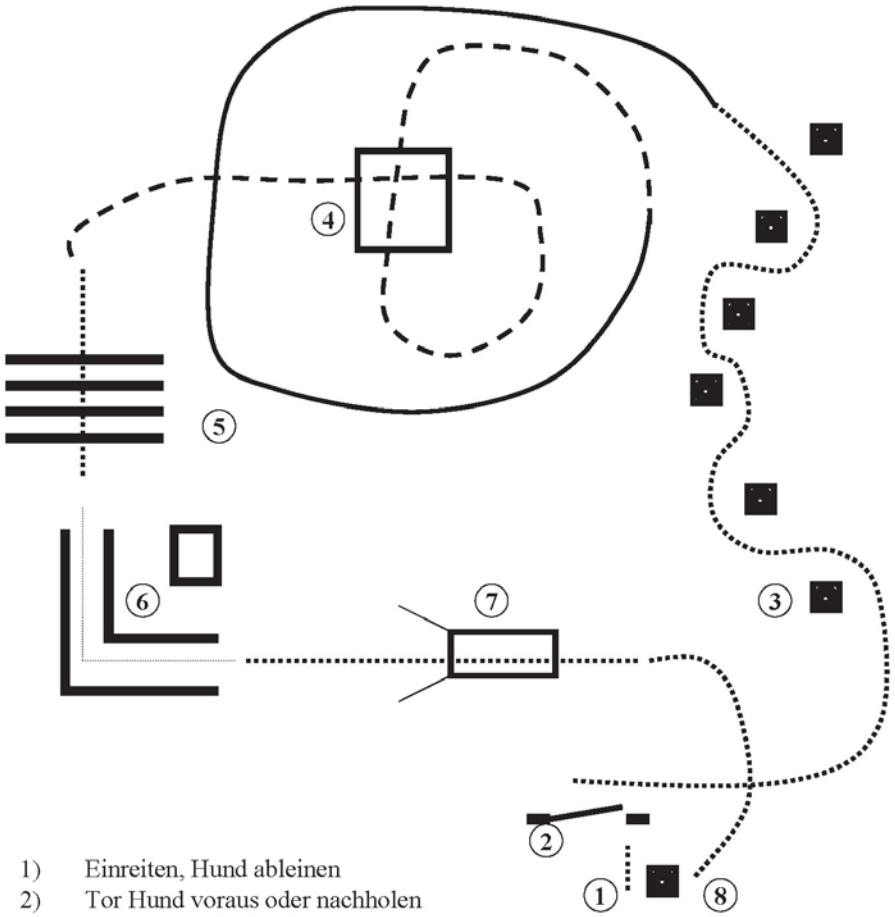

1) Einreiten, Hund ableinen
2) Tor Hund voraus oder nachholen
3) Slalom Hund bei Fuß
4) Linksgalopp Hund bei Fuß, Jog over Hund bei Fuß (Hund mit durch das Quadrat)
5) Walk over, Hund bei Fuß
6) Back Up L Hund vorher in Viereck ablegen
7) Brücke, Hund vorausschicken
8) Absteigen und Hund anleinen.

INTERNATIONAL HORSE SHOW LUXEMBURG

74/ WRAL-FLSE/ 3805/ Trail/ (Open)

Show Date: 07-12-2015

www.HorseShowPatterns.com

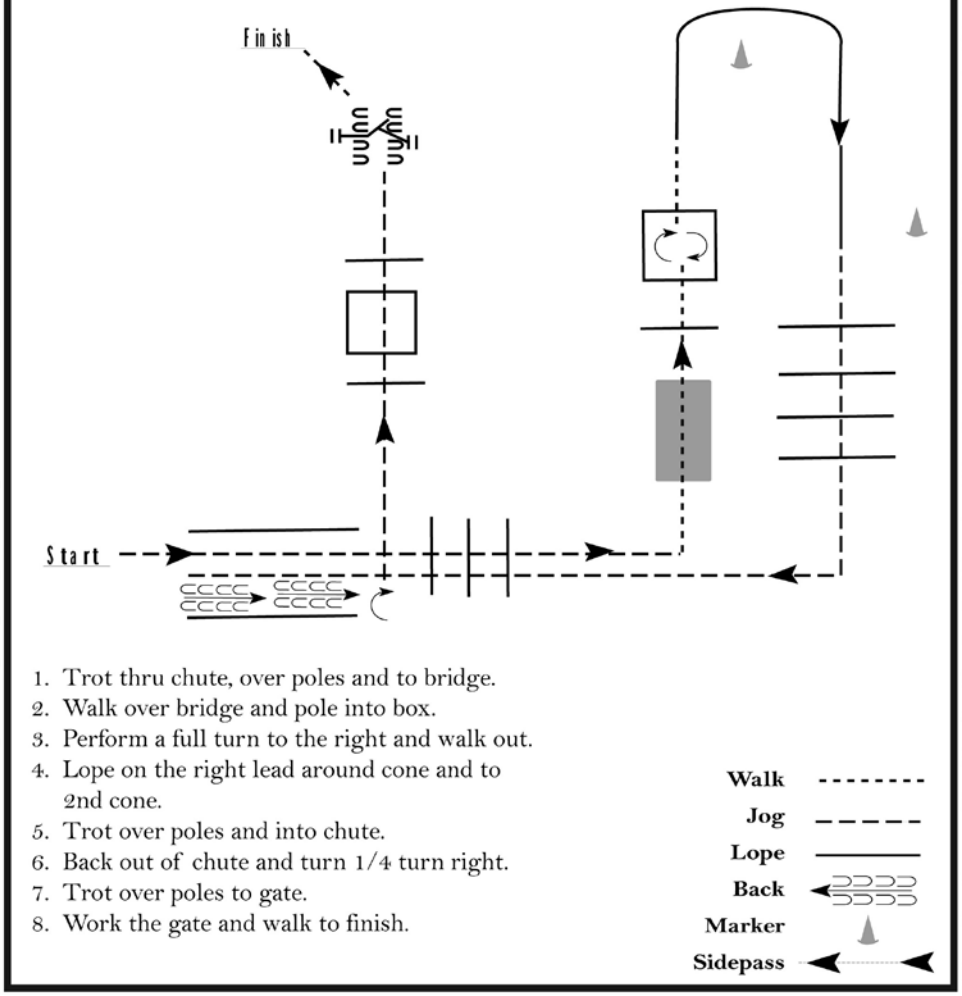

www.HorseShowPatterns.com

1. Trot thru chute, over poles and to bridge.
2. Walk over bridge and pole into box.
3. Perform a full turn to the right and walk out.
4. Lope on the right lead around cone and to 2nd cone.
5. Trot over poles and into chute.
6. Back out of chute and turn 1/4 turn right.
7. Trot over poles to gate.
8. Work the gate and walk to finish.

[T/2-40]

Pattern Provided by:

WRAL / QHAL

©2015 HorseShowPatterns.com. All Rights Reserved.

INTERNATIONAL HORSE SHOW LUXEMBURG

75/WRAL-FLSE/ 3806/ Trail/ (Youth Championship Finals)

Show Date: 07-12-2015

www.HorseShowPatterns.com

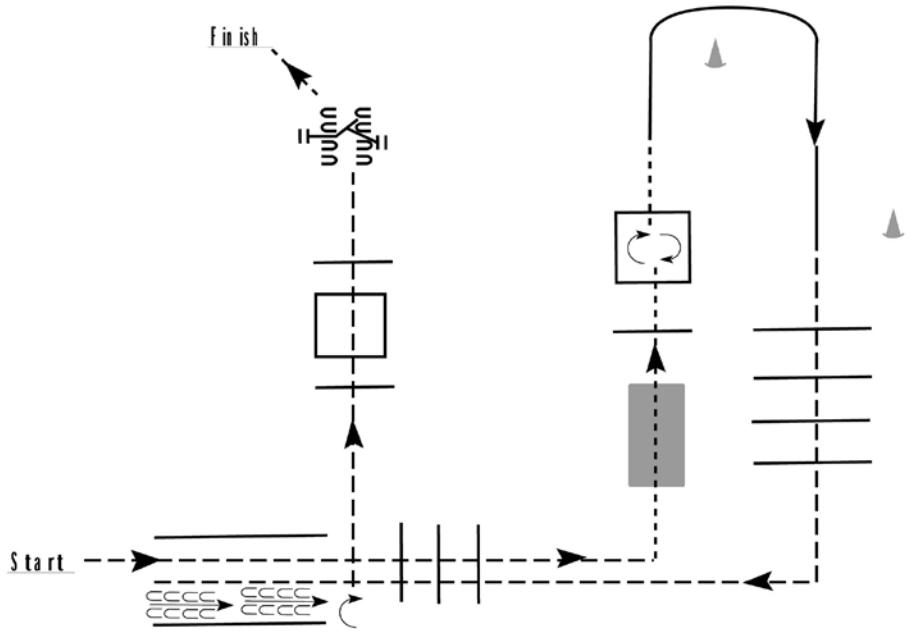

1. Trot thru chute, over poles and to bridge.
2. Walk over bridge and pole into box.
3. Perform a full turn to the right and walk out.
4. Lope on the right lead around cone and to 2nd cone.
5. Trot over poles and into chute.
6. Back out of chute and turn 1/4 turn right.
7. Trot over poles to gate.
8. Work the gate and walk to finish.

Walk
Jog
Lope
Back
Marker
Sidepass

www.HorseShowPatterns.com

[T/2-40]

Pattern Provided by:

WRAL / QHAL

©2015 HorseShowPatterns.com. All Rights Reserved.

REIFEN KIEFER

TOP SERVICE TEAM

DIE Sicherheitsexperten.

Wir bieten mehr als Reifen!

- Inspektion
- HU / AU-Service
- Autoglas-Service
- Öl-Service
- Bremsen
- Stoßdämpfer
- Klima-Service
- Auspuff
- Batterien
- Elektronische Fahrwerksvermessung
- Reifenfüllgas
- Pflegemittel

BOSCH Service*

Hotline 0180-1000777
(0,039 €/Min. aus dem Festnetz – Mobilfunk abweichend, max. 0,42 €/Min.)

www.reifen-kiefer.de

In den mit * gekennzeichneten Filialen finden Sie unseren Bosch Car Service

Homburg | Lebach | Orscholz* | Pirmasens | Rehlingen | Saarbrücken | Saarlouis* | Trier*

WRAL-Amateur REINING Jackpot

sponsored by Marcel Kockelmann

500€

price money for the winner

International Horse Show

July 11-12, 2015 - Noertzange

www.qhal.lu

WRAL WESTERN RIDING ASSOCIATION LUXEMBOURG

INTERNATIONAL HORSE SHOW LUXEMBURG

80/ WRAL/ 3401/ Reining/ (Amateur Jackpot 500€ 1st place)
93-94/ NRHA/ 1400-1301/ Reining/ (NON PRO / LTD NON PRO)

Show Date: 07-12-2015

www.HorseShowPatterns.com

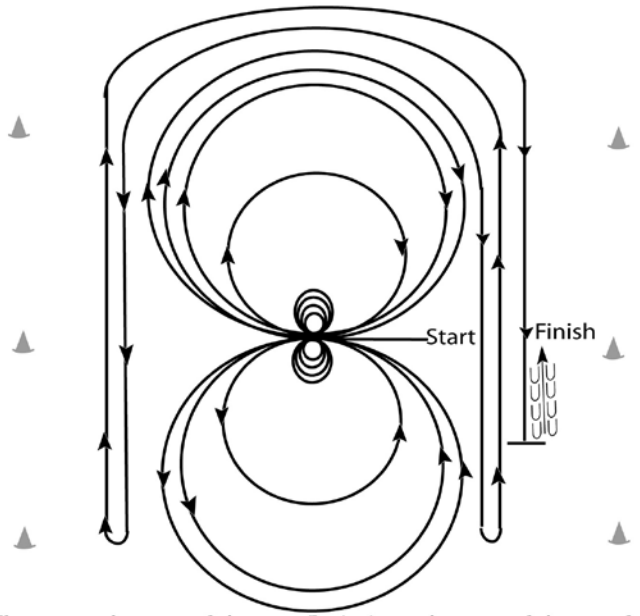

Horses may walk or trot to the center of the arena. Beginning at the center of the arena facing the left wall or fence.

1. Complete four spins to the left.
2. Complete four spins to the right. Hesitate.
3. Beginning on the right lead, complete three circles to the right: the first circle large and fast; the second circle small and slow; the third circle large and fast. Change leads at the center of the arena.
4. Complete three circles to the left: the first circle large and fast; the second circle small and slow; the third circle large and fast. Change leads at the center of the arena.
5. Begin a large fast circle to the right but do not close this circle. Run straight down the right side of the arena past the center marker and do a left rollback at least twenty feet (6.09m) from the wall or fence – no hesitation.
6. Continue back around the previous circle but do not close this circle. Run down the left side of the arena past the center marker and do a right rollback at least twenty feet (6.09m) from the wall or fence – no hesitation.
7. Continue back around the previous circle but do not close this circle. Run down the right side of the arena past the center marker and do a sliding stop at least twenty feet (6.09m) from the wall or fence. Back up at least ten feet (3m). Hesitate to demonstrate completion of the pattern.

Rider may dismount and drop bridle to the designated judge.

www.HorseShowPatterns.com

[R/NRHAP-8]

Pattern Provided by:

WRAL / QHAL

©2015 HorseShowPatterns.com. All Rights Reserved.

INTERNATIONAL HORSE SHOW LUXEMBURG

86/ AQHA/ 3400/ Western Horsemanship/ (Novice Amateur)

Show Date: 07-12-2015

www.HorseShowPatterns.com

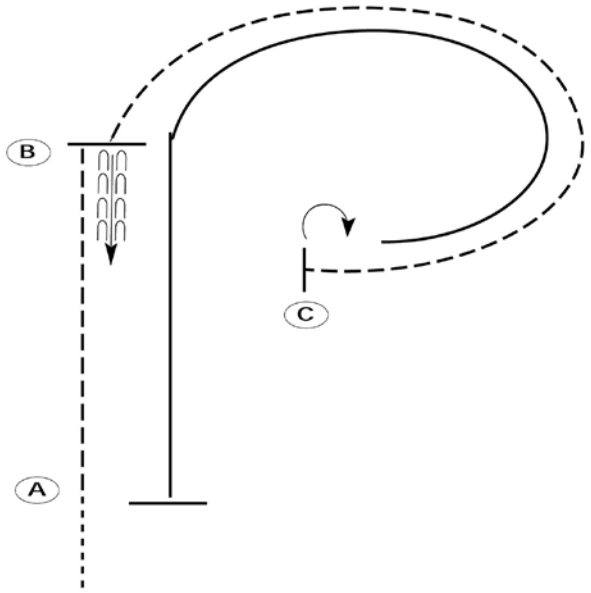

Be ready before A.

1. Walk to A.
2. Jog to B.
3. Stop at B and back approximately one horse length.
4. Jog to C.
5. Stop at C and turn 180 degrees to the right.
6. Lope on the left lead past B and to A.
7. Stop at A.

Follow the instructions of your ring steward.

Walk
Jog
Extended Jog
Lope
Leg Yield
Lead Change
Back
Marker B
Sidepass

www.HorseShowPatterns.com

[WH/1-49]

Pattern Provided by:

WRAL / QHAL

©2015 HorseShowPatterns.com. All Rights Reserved.

INTERNATIONAL HORSE SHOW LUXEMBURG

87/ AQHA/ 5400/ Western Horsemanship/ (Novice Youth)

Show Date: 07-12-2015

www.HorseShowPatterns.com

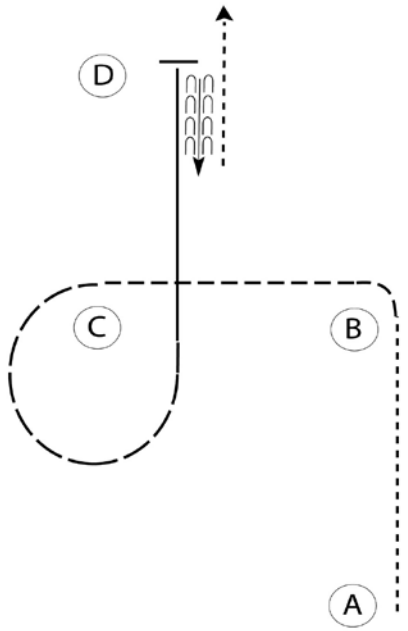

Be ready at A.

1. Walk to B.
2. Jog around B and to C.
3. Extended jog around C.
4. Lope on the left lead from C to D.
5. Stop at D and back approximately one horse length.
6. Walk out.

Follow the directions of your ring steward.

Walk
Jog
Extended Jog
Lope
Lead Change
Back
Marker B

www.HorseShowPatterns.com

[WH/1-78]

Pattern Provided by:

WRAL / QHAL

©2015 HorseShowPatterns.com. All Rights Reserved.

INTERNATIONAL HORSE SHOW LUXEMBURG

88/ AQHA/ 1430/ Ranch Riding/ (Open)

Show Date: 07-12-2015

www.HorseShowPatterns.com

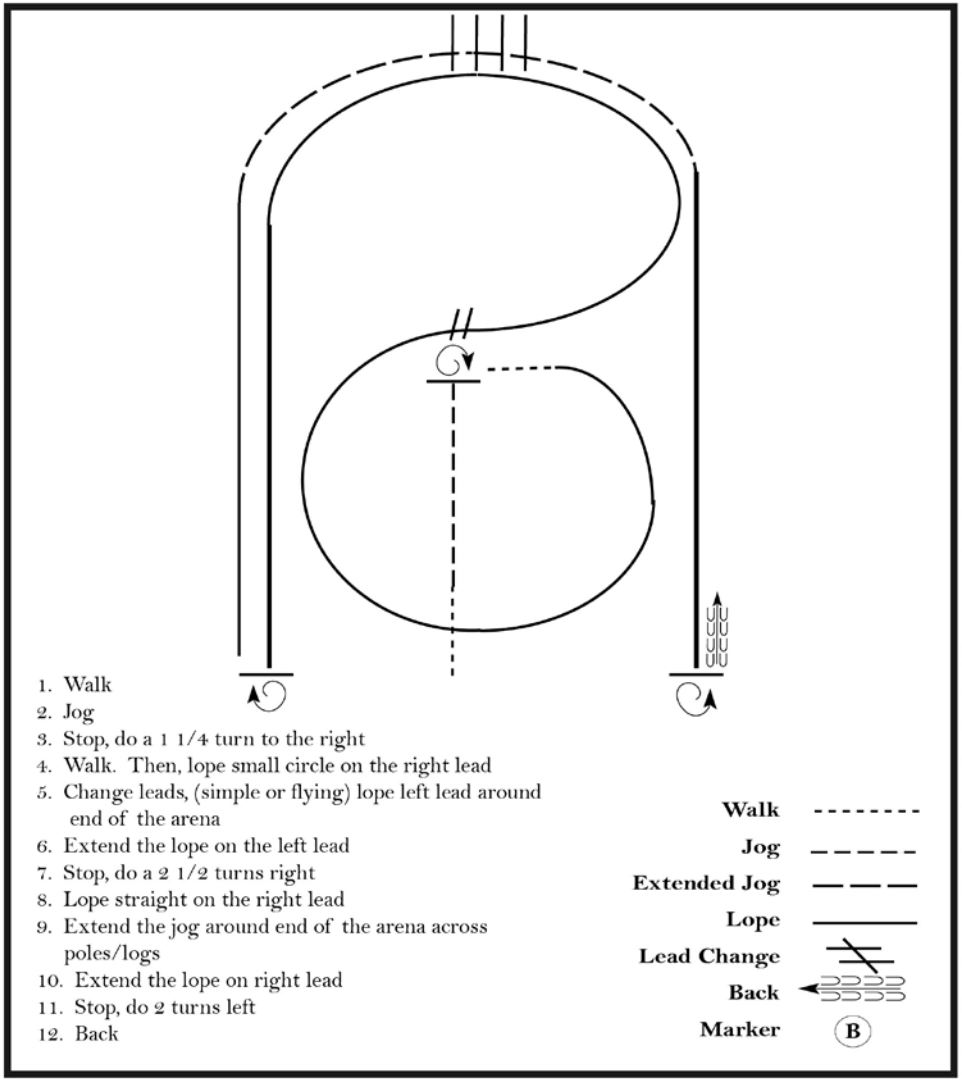

1. Walk
2. Jog
3. Stop, do a 1 1/4 turn to the right
4. Walk. Then, lope small circle on the right lead
5. Change leads, (simple or flying) lope left lead around end of the arena
6. Extend the lope on the left lead
7. Stop, do a 2 1/2 turns right
8. Lope straight on the right lead
9. Extend the jog around end of the arena across poles/logs
10. Extend the lope on right lead
11. Stop, do 2 turns left
12. Back

Walk
Jog
Extended Jog
Lope
Lead Change
Back
Marker B

www.HorseShowPatterns.com

[RP/6]

Pattern Provided by:

WRAL / QHAL

©2015 HorseShowPatterns.com. All Rights Reserved.

MAGNUM
LUXEMBOURG
CLUB ★ NIGHT DINING ★ BAR

CLUB GALERIE

INTERNATIONAL HORSE SHOW LUXEMBURG

89/ AQHA/ 3430/ Ranch Riding/ (Novice Amateur)

Show Date: 07-12-2015

www.HorseShowPatterns.com

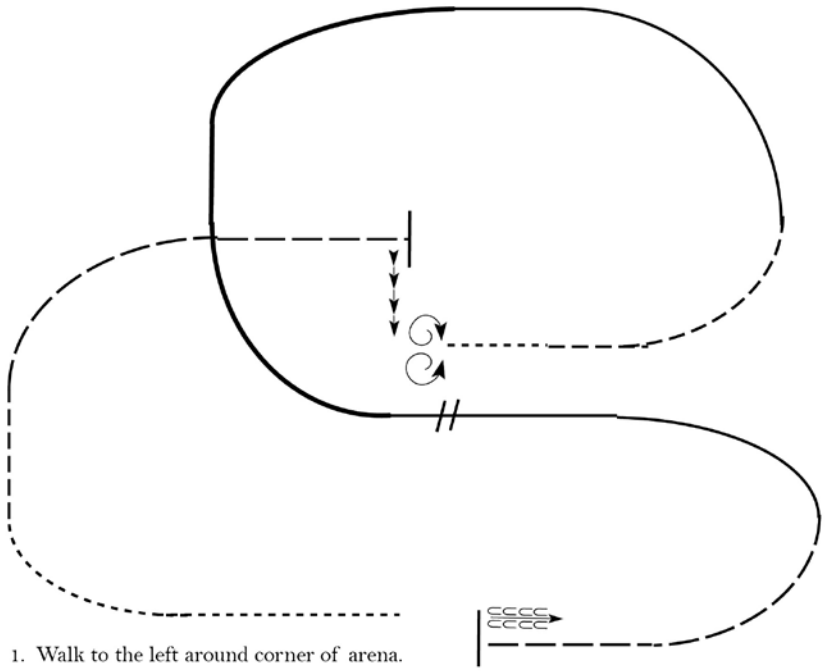

1. Walk to the left around corner of arena.
2. Trot
3. Extend alongside of the arena and around the corner to center.
4. Stop, side pass right
5. 360 degree turn each direction (either way 1st)
6. Walk.
7. Trot.
8. Lope left lead
9. Extend the lope
10. Change leads (simple or flying)
11. Collect to the lope
12. Extend trot
13. Stop and back

Walk
Jog
Extended Jog
Lope
Lead Change
Back
Marker B

www.HorseShowPatterns.com

[RP/3]

Pattern Provided by:

WRAL / QHAL

©2015 HorseShowPatterns.com. All Rights Reserved.

INTERNATIONAL HORSE SHOW LUXEMBURG

92/AQHA/ 1340/Reining/ (Open)

Show Date: 07-12-2015

www.HorseShowPatterns.com

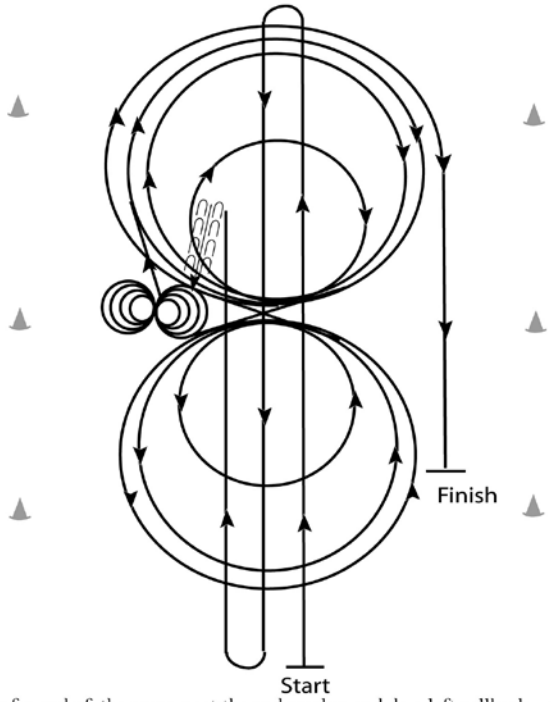

1. Run at speed to the far end of the arena past the end marker and do a left rollback – no hesitation.
2. Run to the opposite end of the arena past the end marker and do a right rollback – no hesitation.
3. Run past the center marker and do a sliding stop. Back up to the center of the arena at least ten feet (3m). Hesitate.
4. Complete four spins to the right.
5. Complete four and one-quarter spins to the left so that horse is facing left wall or fence. Hesitate.
6. Beginning on the right lead, complete three circles to the right: the first two circles large and fast; the third circle small and slow. Change leads at the center of the arena.
7. Complete three circles to the left: the first two circles large and fast; the third circle small and slow. Change leads at the center of the arena.
8. Begin a large fast circle to the right but do not close this circle. Run straight down the right side of the arena past the center marker and do a sliding stop at least twenty feet (6.09m) from the wall or fence. Hesitate to demonstrate completion of the pattern.

Rider may drop bridle to the designated judge.

www.HorseShowPatterns.com

[R/AQHAP-7]

Pattern Provided by:

WRAL / QHAL

©2015 HorseShowPatterns.com. All Rights Reserved.

★ We wish you ★

QUARTER HORSE ASSOCIATION LUXEMBOURG

PHAL

WRAL

FLSE

www.qhal.lu

Responsabilité Civile, Frais Opératoires, Vie Animaux, Accidents

L'**Assurance pour Chevaux** vous protège contre des pertes financières considérables en cas d'aléa. Nous vous proposons en collaboration avec R+V (VTV) une formule de sécurité exclusive et complète au Luxembourg. N'hésitez pas à demander une offre personnalisée auprès de votre agent ou contactez directement notre service clientèle au téléphone: 4761-1.

lalux - meng Versécherung

LA LUXEMBOURGEOISE · 9, rue Jean Fischbach · L-3372 Leudelange · Tél. : 4761-1 · groupeLL@lalux.lu · **www.lalux.lu**

GARAGE CARROSSERIE COLLÉ S.À R.L.

Concessionnaire officiel
FORD et VOLVO

Route de Bascharage
L-4513 Differdange
+352 58 48 42 – 1

www.colle.lu

COLLÉ

Vente & achat · Service dépannage 24h/7
Station service · Mecanique toutes marques
Carrosserie agréée · Car wash