



WORLD
C H A M P I O N

2013-2014

OFFICIAL APHA RULE BOOK

APHA
WORLD
SHOW

FORT WORTH
TEXAS



American Paint Horse Association

Building a Partnership for the Future

APHA Corporate Sponsors



Your Official Partner in Horse Care

**Fort★Worth
BusinessPress**

The Official Media Partner of the APHA



Official Silversmith
of the APHA



Official Trailer
of the APHA



The Official Hat of the
APHA World Show



The Official Equine
Insurance of the APHA



Makers of Ulcergard,
the Official ulcer remedy
of the APHA

 **PURINA**
A DIFFERENCE YOU CAN SEE™

The Official Feed
of the APHA

For more information on any of these APHA partners, please
contact (817) 834-2742 or visit www.apha.com/sponsors.

American Paint Horse Association

Mission Statement

Our mission is to collect, record and preserve the pedigrees of American Paint Horses and to stimulate and regulate all matters that pertain to the promotion, history, breeding and exhibition of this breed.

Our success depends upon our ability to provide fiscally responsible and efficient services to our members.

We aspire to excellence in record keeping, reporting, recruiting, educating and supporting our membership, so that we may inspire confidence and create in them a desire to use our services.

We serve both the breed and our members by being ever aware of the industry and market, and of the needs, opportunities and challenges of our members.

We value:

- the American Paint Horse and those people who treat them gently, humanely and with respect.
- the unique skills and talents of our members.
- the equine industry and working with other organizations to achieve shared goals and ideals.
- those who conform to accepted form-to-function conformation standards, which contribute to the breed's versatility.
- all programs and services that promote a rich family life for our members and encourage leisure activities, recreation and fun.
- long range planning, sound financial policies and continued investment in the future of APHA.

We strive:

- to keep careful, accurate, neat records in all activities.
- to increase public awareness of the breed.
- to record, maintain and disseminate information on an international scale.
- to remain accountable to our members by communicating our actions, programs and progress on a regular basis.
- to serve as a liaison and speak boldly, clearly and persuasively on behalf of the breed and our members.
- to monitor industry trends through input from directors, regional clubs and members.
- to evaluate APHA's current programs and predict future needs.
- to assist and be accessible to our members.
- to perform our duties in a timely and efficient manner.

Contact Us

For additional information, contact:

American Paint Horse Association

P.O. Box 961023, Fort Worth, TX 76161-0023

Physical Address: 2800 Meacham Blvd., Fort Worth, TX 76137

(817) 834-APHA (2742) • Fax: (817) 834-3152

apha.com • askapha@apha.com

Office Hours: Monday through Friday, 8 a.m.–4:30 p.m. CST

© 2013 by American Paint Horse Association

Foreword

The organization we know as the American Paint Horse Association was formed as the American Paint Stock Horse Association in 1962 to collect, record and preserve the pedigrees of Paint Horses. The growth of the breed in numbers, in stature and in public acceptance is an indication of the fulfillment of the need. The book you have in your hands is an updated and reorganized printing of the rules that have been established to further the progress of the breed.

On June 3, 1965, the American Paint Stock Horse Association and the American Paint Quarter Horse Association consolidated to form the AMERICAN PAINT HORSE ASSOCIATION. Hereafter, the APHA included all horses with registration papers in the APSHA and APQHA.

This edition of the APHA Official Rule Book contains the governing rules pertaining to registration, shows, races, youth and amateur programs, and provisions for Solid Paint-Bred/Breeding Stock competition, in addition to the AjPHA Constitution and APHA Corporation By-Laws.

American Paint Horse Association

Welfare Code of Practice

Introduction

American society has grown away from its agrarian roots of only a few generations ago. The horse, which was once a staple of American agriculture and general transportation, is now used primarily for breeding, competition, sport, recreation and entertainment, although there are still many horses used for work on farms and ranches, and in urban areas and exhibitions.

The horse industry is committed to the safety, health, care and welfare of all horses and to always "Put the Horse First."

We address equine welfare and responsible care (1) by supporting a uniform Code of Practice regarding the responsible breeding, training, competing, care, use, enjoyment, health, transportation, and retirement of horses; and (2) by initiating communication with the public, the media, federal and state officials and within the horse community regarding these issues.

Our Commitment to all Horses and the Horse Industry

WE ARE COMMITTED to the principle that the welfare and safety of the horse is the guiding principle in the decision-making process for all owners, service providers, organizations, events and activities.

WE ARE COMMITTED to the dignity, humane care, health, safety and welfare of horses in all our activities and care. These are our highest priorities. We are the stewards of our horses and must be firm in the standards and practices that guide us. The welfare, safety and stewardship of the horse is the guiding principle in the decision-making process for all segments for the horse industry.

WE ARE COMMITTED to promoting responsible breeding practices and to produce better horses, not just more horses.

WE ARE COMMITTED to responsible training techniques. All training should be done with the maturation and ability of the horse considered. Horses should be prepared for competition with proper training and conditioning methods. Excessive disciplining methods, whether in stables, training areas or during competition, will not be tolerated.

WE ARE COMMITTED to educating owners, trainers, veterinarians, competitors, exhibitors and recreational riders to ensure that they know and respect their horse's abilities and limits, and their own, so as to not push the horse or themselves beyond their ability level.

WE ARE COMMITTED to making all competitions fair and ensuring all

competitors an equal opportunity to succeed. Performance-enhancing drugs, practices or equipment have no place in competitions or exhibitions. Effective drug testing by accredited laboratories is essential to the safety and welfare of our horses and the public support of competitions, with appropriate penalties levied for violations. The welfare of the horse must take precedence over the demands or expectations of owners, breeders, trainers, sellers, buyers, organizers, sponsors, officials, or spectators.

WE ARE COMMITTED to the welfare of the horse as paramount during competition. The horse industry should invest in the infrastructure, environment and facilities to provide a safe environment for all horses in all activities, whether breeding, competing, or simply riding. Any facilities that house horses should be committed to the appropriate care and treatment of all horses while in their facility, and should be designed with the environment and the intended use of the horse in mind.

WE ARE COMMITTED to minimizing injuries to horses during training, competition, use, or work. Whenever possible injury data should be collected, documented and reported to the governing body of the competition or any other injury database for analysis in order to ensure a safer environment.

WE ARE COMMITTED to the continual review, evaluation and improvement of all rules, regulations, policies and practices in all equine activities, based on science (where indicated). When warranted, they should be refined or changed. This includes existing practices to ensure they are not being perceived as acceptable, particularly if new research has called them into question.

WE ARE COMMITTED to providing continuing education on all activities involving horses and eliminate inhumane practices as well as strengthening sanctions for non-compliance.

WE ARE COMMITTED to educating all people who own or work with horses to ensure they are knowledgeable in the proper husbandry, care, and handling of horses. Each horse should be observed frequently to ensure that they are healthy. In consultation with a veterinarian, all such individuals should develop a sound health care program, appropriate to the facilities, environment and needs of the horses.

WE ARE COMMITTED to providing an environment in which anyone aware of equine cruelty or neglect is willing to report it to the proper local, state or federal authorities. Should an incident occur at an event it should be reported to judges, stewards, responsible authorities or the sanctioning organization.

WE ARE COMMITTED to improving the health and welfare of horses through scientific research, collaboration, advocacy and the development of appropriate rules. The industry should continue to support and work with the many individuals, universities, veterinarians and foundations doing and funding equine health and welfare research in order to reduce injuries and improve health.

WE ARE COMMITTED to horse owners and caretakers ensuring horses in their care are current on vaccinations and following best practices to minimize infection and disease. When a disease outbreak occurs horse owners and events must act quickly and responsibly, monitor the horses, report the outbreak to, and cooperate with, veterinarians, authorities, facility management and all stakeholders to bring a rapid resolution to the outbreak.

WE ARE COMMITTED to ensuring that our horses will have an opportunity to transition to additional careers, uses or activities as the need arises. When necessary, owners and veterinarians may have to consider end-of-life decisions. The welfare, safety and dignity of the horse must continue to be

the guiding principle in deciding how and when to provide a humane death.

WE ARE COMMITTED to being transparent about our activities in order to ensure the public, the media, federal, state and local officials and the various segments of the horse community understand what we do, why we do it, and support it.

The standard by which conduct or treatment will be measured is that which a reasonable person, informed and experienced in generally accepted animal husbandry standard and equine care, training and exhibition procedures would determine to be neither cruel, abusive nor inhumane.

Based on their principles, the association has developed and enforces strict rules to ensure ethical completion and humane treatment of American Paint Horses. The Association supports the development of procedures that assure equity, fairness, safety, health and welfare for all participants.

Because the association is strongly opposed to animal abuse, any member convicted in a court of law of cruelty to animals may be suspended from the APHA when certified evidence is presented to the Executive Committee. See Rule GR-060.I., GR-066.A.1., GR-070.A. & D., SC-075 and SC-160.Q.

APHA Disclaimer of Responsibility For Safety

APHA does not assume responsibility for safety of participants at the shows or other events it sanctions.

Safety is a concern of everyone, but APHA does not assume responsibility for it. APHA's limited purpose for sanctioning or approving a show is to promote fair competition. Show management is responsible for participant safety.

Contents

American Paint Horse Association Mission Statement	1
Foreword	2
2013 AjPHA Tentative Activity Calendar	19
2013 APHA Deadlines and Tentative Meeting Schedule	18
2013 Fee Schedule	14
APHA Welfare Code of Practice	2
International Fees	13
Key to Section Codes	13
New Rules and Rule Changes Guide	13
APHA Disclaimer of Responsibility For Safety	4
Glossary of Terms	325
General information referencing Paint Horse patterns, APHA recognized colors, genetic color modifiers, color coat testing, conformational abnormalities and inherited genetic conditions.	
American Paint Horse Association By-laws	20
Amendments	ARTICLE VII27
APHA Racing Affiliates	ARTICLE XIII32
Directors	ARTICLE III21
Election of Directors	ARTICLE III21
Executive Committee	ARTICLE IV24
International Associations	ARTICLE XIV32
Members	ARTICLE II20
Officers and Duties	ARTICLE V26
Parliamentary Authority	ARTICLE VI27
Recall	ARTICLE VIII27
Special Interest Clubs	ARTICLE XI31
State/Provincial Regional Clubs	ARTICLE IX28
Title, Objectives, Location, Corporate Seal	ARTICLE I20
Youth Special Interest Clubs (AjPHA)	ARTICLE XII31
Zone Coordinating Committees	ARTICLE X30
General Rules	33
APHA Funds	GR-055.41
Disciplinary Procedure	GR-070.44
Facsimile Transmissions (FAX)	GR-071.48
Fraudulent Practices	GR-06543
General Notice Procedure:47
General Rules and Regulations	GR-000.33
Legal Guardianship	GR-02036
Liability	GR-045.40
Membership	GR-020.36
Proposed Rule Changes	GR-010.33
Release of Liability	GR-050.41
Responsibility	GR-040.40
Standing Committees	GR-005.33
Television and Media Rule	GR-030.39
Types of Membership37
Unsportsmanlike Conduct	GR-066.44
Violations	GR-060.42
Registration	49
Age Computation	RG-060.56

Artificial Insemination/Cooled and Frozen Semen	RG-115	.67
Bloodline Requirement	RG-015	.49
Breeder and Breeder's Certificate	RG-100	.62
Cloning	RG-123	.70
Color Requirements	RG-070	.58
Duplicate and Corrected Certificates	RG-160	.74
Embryo/Oocyte Transfer/Fertilized Egg/ Vitified Embryo	RG-120	.68
Fees - U.S. Funds Only	RG-025	.51
Forfeiture of Fees	RG-175	.77
Gelded Horses	RG-145	.74
General Procedures for Handling Registration Apps	RG-050	.54
General Registration Responsibilities	RG-055	.54
Genetic Testing by DNA	RG-125	.70
Horses Not Eligible For Registration	RG-023	.51
Inspection Procedures	RG-080	.61
International Appendix Registry		.50
Leases	RG-140	.74
Listing of APHA AQHA and Jockey Club Stallions for Breeding	RG-105	.64
Membership	RG-030	.52
Name Change Regulation	RG-095	.62
Naming a Horse	RG-090	.62
Photograph Requirements	RG-065	.57
Re-Activations	RG-180	.77
Registration Applications	RG-050	.54
Registration Decisions	RG-045	.53
Registration Review Committee	RG-040	.53
Re-Registration Certificates	RG-165	.76
Rules and Regulations of Registration	RG-000	.49
Scars and Brands	RG-150	.74
Signature Authorization	RG-035	.52
Stallion Breeding Reports	RG-110	.65
Stallion Breeding Report Flag	RG-100.J	.63
Status Change	RG-075	.60
Surrender of Certificate	RG-170	.76
Syndicates	RG-035	.52
Tattooing	RG-155	.74
The Registries	RG-020	.49
The Stud Book	RG-010	.49
Transfers	RG-135	.71
Unnatural Markings	RG-085	.61
Show and Contest		78
APHA Special Events	SC-096	.93
Classification of Shows	SC-055	.82
Drugs and Medications	SC-085	.86
Effective Date and Repeal		.78
Exhibitor Conduct	SC-070	.84
Grand and Reserve Champions	SC-065	.83
Inhumane Treatment	SC-075	.84
Judges	SC-130	.98
Minimum Requirements for Shows	SC-095	.92
Multiple-Judge Shows	SC-105	.94

Points	SC-060.	82
Premium Lists and Prizes	SC-120.	97
Prohibited Procedures	SC-080.	85
Ring Steward	SC-135.	98
Rules and Regulations	SC-000.	78
Single-Judge Shows	SC-100	94
Show Approval	SC-090.	89
Show Manager	SC-110	96
Show Results	SC-125.	97
Show Secretary	SC-115.	97
Special Notice and Effective Date	SC-005.	78
Veterinarian	SC-140.	99
Zone Top 5 Award	SC-046.	81
Show Awards		99
APHA Champion Award	SC-035.	79
APHA Honor Roll Award	SC-040.	80
APHA Open Top 20 Award	SC-045.	81
APHA Performance Versatility Award	SC-025.	79
APHA Register of Merit Award	SC-050.	81
APHA Superior All-Around Award	SC-020.	79
APHA Superior Event Award	SC-030.	79
APHA Supreme Champion Award	SC-015.	78
APHA Titles and Awards	SC-010.	78
Ribbons	SC-155.	100
Show All-Around Award	SC-145.	99
Show High-Point Performance Award	SC-150.	100
Show Rules		100
Age Requirements	SC-170.	103
Barrel Racing	SC-290.	201
Cowboy Mounted Shooting	SC-305	207
Cow Pony Race	SC-300.	205
Cutting	SC-286.	200
Dressage	SC-310	208
English Attire and Personal Appointments	SC-195.	118
English Performance Gaits	SC-201.	119
English Tack	SC-200.	118
General Show Rules	SC-160.	100
Green Hunter Under Saddle	SC-206	123
Green Trail	SC-251	148
Green Western Pleasure	SC-246	143
Green Western Riding	SC-256	157
Green Western Riding Pattern #1		158
Green Western Riding Pattern #2		159
Green Western Riding Pattern #3		160
Group Halter Classes	SC-180.	107
Halter and/or Performance	SC-165.	103
Halter Class General Rules	SC-175.	104
Hunter Hack	SC-210.	124
Hunter Under Saddle	SC-205.	120
Jumping	SC-220.	128
Over Fences Arena Equipment	SC-207.	124
Open Color Classes/Overo & Tobiano	SC-176	107
Performance Class General Rules	SC-185.	108
Performance Contests	SC-190.	110

Pleasure Driving	SC-225.	130
Pole Bending	SC-295.	202
Preliminary Working Hunter	SC-214.	124
Ranch Sorting	SC-276	193
Reining	SC-260.	161
Reining Pattern #1.		164
Reining Pattern #2.		165
Reining Pattern #3.		166
Reining Pattern #4.		167
Reining Pattern #5.		168
Reining Pattern #6.		169
Reining Pattern #7.		170
Reining Pattern #8.		171
Reining Pattern #9.		172
Reining Pattern #10		173
Solid Paint-Bred/Breeding Stock Rules	SC-325.	208
Stake Race	SC-296.	204
Team Penning	SC-275.	189
Team Roping/Steer Stopping	SC-285.	197
Tie-Down Roping	SC-280.	196
Trail	SC-250.	143
Utility Driving	SC-230.	131
Western Attire	SC-235.	134
Western Attire and Tack Roping, Speed Events and Team Penning	SC-270.	189
Western Performance Gaits	SC-241	138
Western Pleasure	SC-245.	138
Western Riding	SC-255.	149
Western Riding Location Penalties		151
Western Riding Pattern #1.		152
Western Riding Pattern #2.		153
Western Riding Pattern #3		154
Western Riding Pattern #4		155
Western Riding Pattern #5		156
Western Tack	SC-240.	134
Working Cow Horse	SC-265.	174
Working Cow Horse Pattern #1		177
Working Cow Horse Pattern #2		178
Working Cow Horse Pattern #3		179
Working Cow Horse Pattern #4		180
Working Cow Horse Pattern #5		181
Working Cow Horse Pattern #6		182
Working Cow Horse Pattern #7		183
Working Cow Horse Pattern #8		184
Working Cow Horse Pattern #9		185
Working Cow Horse Pattern #10		186
Working Cow Horse Pattern #11		187
Working Cow Horse Pattern #12		188
Working Hunter	SC-215.	125
Working Ranch Horse Competition	SC-301.	206
Yearling In-Hand Trail	SC-192.	114
Yearling Longe Line	SC-191.	111

Judges 212

Judge Rules and Regulations	JU-000.	212
---------------------------------------	-----------------	-----

Amateur and Novice Amateur Programs 217

Amateur Age Divisions	AM-080.	226
Amateur Card Application or Renewal	AM-015.	218
Amateur Program Rules and Regulations	AM-000.	217
Eligibility	AM-010.	217
Interpretation of Rules	AM-005.	217
Novice Amateur Application/Renewal	AM-210.	246
Novice Amateur Division	AM-200.	245
Novice Amateur Eligibility	AM-205.	245
Ownership	AM-020.	219

Amateur Awards 220

APHA Amateur Champion Award	AM-040.	222
APHA Amateur Honor Roll Award	AM-065.	224
APHA Amateur Performance Versatility Award	AM-045.	222
APHA Amateur Register of Merit Award	AM-055.	223
APHA Amateur Superior Event Award	AM-050.	222
APHA Amateur Titles and Awards	AM-025.	220
APHA Amateur Top 20 Awards	AM-060.	223
APHA Amateur Zone Awards	AM-070.	224
APHA Novice Amateur Honor Roll Award	AM-225.	246
APHA Novice Amateur Register of Merit	AM-235.	247
APHA Novice Amateur Superior (Event) Horse	AM-220.	246
APHA Novice Amateur Top 20 Awards	AM-230.	246
APHA Novice Amateur Zone Award	AM-240.	247
APHA Show All-Around Amateur Award	AM-100.	230
APHA Superior Amateur Champion Award	AM-035.	221
Novice Amateur Titles and Awards	AM-215.	246
Rookie of the Year Award	AM-071.	225
Year-End Awards		223

Amateur Show Rules 226

Amateur Breakaway Roping	AM-120.	242
Amateur General Show Rules	AM-085.	226
Amateur Goat Tying	AM-125.	242
Amateur Hunt Seat Equitation	AM-110.	233
Amateur Limited Working Cow Horse	AM-141	243
Amateur Showmanship at Halter	AM-105.	231
Amateur Walk-Trot Division	AM-300	249
Amateur Western Horsemanship (Equitation)	AM-115.	237
Amateur Working Cow Horse	AM-140	243
Halter	AM-090.	227
Hunt Seat Equitation Over Fences.	AM-111.	235
Novice Amateur General Show Rules	AM-245.	247
Novice Ama Performance Equitation Categories	AM-250.	248
Novice Amateur Working Ranch Horse	AM-255	248
Performance and Equitation Classes	AM-095.	229
Performance Contest Categories	AM-030.	220
Show Approval Rules	AM-075.	225
Team Roping	AM-135.	243

Youth Program 251

Membership	YP-005.	251
Novice Youth Card Application or Renewal	YP-210	279
Novice Youth Division	YP-200.	278
Novice Youth Eligibility	YP-205.	278

Ownership	YP-015.	252
Youth Age Divisions	YP-075.	257
Youth Eligibility	YP-010.	251
Youth Program General Rules	YP-080.	258
Youth Program Rules and Regulations	YP-000	251

Youth Awards 252

All-Around Youth Approved Show Award	YP-095.	261
APHA Superior Youth Champion Award	YP-030.	253
APHA Youth Champion Award	YP-035.	254
APHA Youth Honor Roll Award	YP-060.	256
APHA Youth Performance Versatility Award	YP-040.	255
APHA Youth Register of Merit Award	YP-050.	255
APHA Youth Superior Event Award	YP-045.	255
APHA Youth Titles/Awards Requirements	YP-020.	252
APHA Youth Top 20 Award	YP-055.	255
APHA Youth Zone Award	YP-065.	256
Novice Youth Register of Merit	YP-221	280
Novice Youth Rookie of the Year	YP-222	280
Novice Youth Titles and Awards	YP-220.	280
Year-End Awards		255

Youth Show Rules 258

Breakaway Roping	YP-135.	274
Class and Show Approval	YP-070.	257
Cutting	YP-150.	275
General Show Rules	YP-245.	281
Goat Tying	YP-140.	275
Halter	YP-085.	259
Hunt Seat Equitation Over Fences	YP-116.	267
Hunt Seat Equitation	YP-115.	265
Lead Line (Equitation)	YP-105.	263
Limited Working Cow Horse	YP-152	276
Novice Youth Performance/ Equitation Categories	YP-215.	279
Performance and Equitation Events	YP-090.	259
Performance Contest Categories	YP-025.	253
Reining	YP-125.	274
Open Reining Patterns 1-10		164
Showmanship at Halter	YP-100.	261
Solid Paint-Bred/Breeding Stock Youth Showmanship at Halter	YP-101.	263
Tie-Down Roping	YP-130	274
Walk Trot Division	YP-110.	264
Western Horsemanship (Equitation)	YP-120.	269
Working Cow Horse	YP-151	275
Youth Team Roping	YP-137.	275
Youth Working Ranch Horse	YP-155	277

Racing 282

APHA Racing Recognition Program	RA-060.	289
APHA's Statement of Disclaimer of Responsibility for Safety at Cutter and Chariot Racing Contests	RA-080.	291
Cutter and Chariot Racing	RA-070.	291
Enhancement of Penalty Rule	RA-020.	288

Horse Ownership	RA-030.	288
Racing Chart Books		293
Racing Point System		286
Racing Rules and Regulations	RA-000.	282
Speed Index and Racing Points	RA-010.	283
Stakes Races	RA-050.	289
Tattoo Identification Requirements and Parentage Verification	RA-040.	288
PAC Program		294
APHA Paint Alternative Competition (PAC)	PR-000.	294
Awards		297
PAC Approved Categories	PR-060.	297
PAC Enrollment		294
PAC Event Approval		294
PAC Certificate of Achievement	PR-020.	297
PAC Certificate of Recognition	PR-010.	297
PAC Credit System for 4-H Events		295
PAC Credit System for Halter Champions		295
PAC Credit System for Dressage Events		296
PAC Credit System for Endurance		296
PAC Credit System for Combined Training/Eventing		296
PAC Credit System for NBHA Events		295
PAC Year-End Leaders	PR-030.	297
Six PAC Champion	PR-050.	297
Six PAC Top Five	PR-040.	297
APHA Ride America Program®		299
Guidelines for Regional Club Sponsored APHA Approved Trail Rides		300
Guidelines for Sponsoring a Zone-O-Rama		301
APHA World Show Qualification by Participation Guidelines		303
AjPHA By-Laws American Junior Paint Horse Association Constitution		305
Advisory Board	ARTICLE VI	311
AjPHA Zones	ARTICLE X	311
Amendments	ARTICLE VIII	311
American Junior Paint Horse Association		311
Committees	ARTICLE IX	311
Contests		312
Directors	ARTICLE III	307
Educational Resources/Printed Material		312
Executive Committee	ARTICLE IV	309
Membership	ARTICLE II	305
Merchandise		312
Name and Purpose	ARTICLE I	305
Place of Business	ARTICLE VII	311
Programs/Services		312
Recall	ARTICLE V	311
Special Events		312

Attire, Tack and Appointments	313
English Attire and Tack	313
Longe Line	318
Pleasure and Utility Driving Attire and Tack	315
Showmanship	319
Western Attire and Tack	316
Western Attire, Appointments, and Equipment	317
Yearling In-Hand Trail	319
APHA Regional Clubs.	320
Rules Applying to International Members	322
APHA Department Extensions	323
APHA Executive Committee.	324
Glossary of Terms	325
Paint Horse Patterns.	328
APHA Recognized Colors	330
Index of Rules by Number	337
Membership Application	342
APHA Forms and Guides	343
Pattern Legend	344
Metric System.	344

Section Codes

Each section of the Rule Book, except for the Association By-Laws and the AjPHA By-Laws, has been given the following prefix codes:

Amateur Program—AM	Racing—RA
General Rules—GR	Registration—RG
Judges—JU	Show and Contest—SC
PAC Program—PR	Youth Program—YP

New Rules and Rule Changes

New rules and changes to rules have been italicized and the type is in a gray screen. Page numbers are listed in the Table of Contents. Changes to rules permitted by the Rules or Executive Committee as significant clarifications are also italicized and printed in bold ink.

EXAMPLE: New Rule in 2013.

4. A Rule Book Change cannot be voted on by the Board of Directors until it has passed in the proper standing committee. *If passed in the Standing Committee, the Rule Change Proposal will be published for Membership review. The Board of Directors, after receiving input from the Membership, will then vote on the Rule Change Proposal at the next Convention. If a Standing Committee does NOT pass a Rule Change Proposal, the change is stopped from further consideration for that calendar year. (See exception below).*

EXAMPLE: Rule clarification in 2013.

- A. **SCORING FOR SHOW ALL-AROUND.** It is not mandatory for an All-Around award to be made at an approved show; however, if such an award is designated, the following scoring system *is the recommended method* to determine the winner:

An Official Rule Book may be requested by new and renewing members by calling the forms line at ext. 271. Additional copies are available for \$1 each.

Wiring and Return Check Fees

All international payments submitted to the Association must be in U.S. funds drawn on a U.S. bank or additional foreign fees may apply. Please do not send cash.

Domestic

In addition to checks, money orders and bank wires, the Association also accepts MasterCard, Visa and American Express. If paying by credit card, please include the following information: type of card, name on card, card number, expiration date and email address. Please call (817) 834-2742, ext. 772 or fax (817) 834-3152 for wiring instructions.

Incoming bank wire fee	\$10
Return check fee	\$35
Credit card charge back and retrieval fee	\$35

International

Payments submitted to the Association must be in U.S. funds drawn on a U.S. bank or additional foreign fees may apply. Master Card, Visa and American Express is also accepted with the following information: type of card, name on card, card number, expiration date and email address. Please call (817) 834-2742, ext. 772 or fax (817) 834-3152 for wiring instructions.

Incoming bank wire fee	\$50
(issuing bank may assess additional wiring fees)	
Return check fee	\$70

2013 Fee Schedule

All fees based on postmark (postal meters not accepted), U.S. Funds Only drawn on a U.S. bank or additional fees may apply **Do not send cash.** If you pay by check, your check may be converted into an electronic fund transfer.

Membership Fees

Annual Membership	\$40
3-Year Membership	\$90
5-Year Membership	\$150
AjPHA Membership	\$20
AjPHA 3-Year Membership	\$40
j-Term Membership	\$100
Lifetime Membership	\$500
Lifetime Replacement Card Fee	\$5

Miscellaneous Fees

	Members	Non-Members
Credit Card charge back or retrieval fee	\$35	N/A
E-mail with attachment /Fax Fee	\$5	\$10
Each Additional Page	\$1	\$2

Regular Registry Registration Fees (Paint Parent)

	*Mbr Online	Members	Non-Members
0-90 Days after foaling or June 30 of the calendar year foaled, whichever is later	\$25	\$40	\$80
July 1 through September 30 of the calendar year foaled	\$35	\$50	\$100
October 1 through December 31 of the calendar year foaled	\$50	\$65	\$130
Yearling Year	\$100	\$115	\$230
2-Year-Old Year	\$250	\$265	\$530
3-Year-Old Year & Older	\$500	\$515	\$1030

Cropout (Product of QH/TB sires/dams or combination)

	*Mbr Online	Members	Non-Members
0-90 Days after foaling or June 30 of the calendar year foaled, whichever is later	\$70	\$85	\$170
July 1 through September 30 of the calendar year foaled	\$80	\$95	\$190
October 1 through December 31 of the calendar year foaled	\$95	\$110	\$220
Yearling Year	\$200	\$215	\$430
2-Year-Old Year	\$500	\$515	\$1030
3-Year-Old Year & Older	\$1000	\$1015	\$2030

Solid Paint-Bred/Breeding Stock

	*Mbr Online	Members	Non-Members
0 - 90 Days after foaling or June 30 of the calendar year foaled, whichever is later	\$15	\$30	\$60
July 1 through December 31 of the calendar year foaled	\$25	\$40	\$80
Yearling & 2-Year-Old Year	\$50	\$65	\$130
3-Year-Old Year & Older	\$100	\$115	\$230

Rush Fee (per transaction)

	Members	Non-Members
Registrations	\$50	\$100
Transfers	\$25	\$50
Duplicate certificates, color changes, status changes, etc.		
See Rule RG-050.D. for other requirements on rush work	\$25	\$50

*<http://www.aphaonline.org> to register online.

Misc Registration Fees	Members	Non-Members
Inspection Fee (film and processing charges will no longer be applicable)	\$100	\$250
International Appendix Recording Fee	\$25	\$70
Ownership Update Fee	\$15	\$60
Re-Registrations	\$50	\$100
Status Changes (plus difference in fee at time of registration)	\$40	\$85
Transfer Fee	\$15	\$60
Stableman's Lien Fee	\$50	\$100
Transfer by Indemnity Fee	\$75	\$150
Transfer Date Correction	\$5	\$10
Transfer fee for joint ownership to single ownership in divorces	\$7.50	N/A
Inspection Fee (Special/Deposit) (for possible fraudulent markings when skin biopsies and hair samples are required)	\$200	\$450
Computer Flagging Fee	\$75	\$120
Corrected Certificate	\$25	\$70
Duplicate Certificate	\$25	\$70
Horse Name Change	\$100	\$200
Picture Replacement Certificate	\$25	\$70
Lease	\$15	\$60
Letters of Authorization	\$15	\$60
Mare Enrollment (Quarter/TB) (First time producer of Paint foal)	\$10	\$10
Office Processing Fee	\$10	\$10
Pedigrees	\$20	\$65
Reserve Name Fee (12 months-based on receipt of request)	\$100	\$100
Signature Authorizations	\$10	\$55
Stallion Breeding Report Fees	Members	Non-Members
Stallion Listing Fee (APHA, AQHA or TB)	\$75	\$150
SBR Filing Fee	\$10	\$25
Add fee per mare on report	\$5	\$11
SBR Late Fee	\$25	\$70
Corrected SBR (per mare)	\$10	\$20
Field Services Fees	Members	Non-Members
DNA Genetic Marker Testing (per horse) (for breeding stallions and parentage verification)	\$60	\$60
DNA Replacement Kit Fee	\$5	\$10
DNA Pedigree Certification 1-4 horses	\$60 per DNA kit	
5-9 horses	\$55 per DNA kit	
10-14 horses	\$50 per DNA kit	
15 or more horses	\$45 per DNA kit	
Coat Color Testing-comprehensive coat color package (includes red factor, agouti, cream, champagne, gray, pearl, silver, OLWS, Sabino1 and tobiano)	\$110 per horse	
Individual coat color tests		
Red factor + Agouti	\$40 per horse	
All other individual coat color tests (cream, champagne, gray, pearl, silver, OLWS, Sabino 1 and tobiano)	\$25 per test per horse	
DNA Disease Diagnostic package (includes HERDA, HYPP, GBED and OLWS)	\$100 per horse	

	Members	Non-Members
Individual disease diagnostic test	\$50 per test per horse	
Embryo Transfer Fee	\$100	\$200
Embryo Transfer Late Fee (mares enrolled after implant date)	\$200	\$400
Multiple Parentage Analysis	\$250	\$500
Cooled/Frozen Semen Permit Fee	\$100	\$200
Field Services Transaction Rush Fee	\$50	\$100
Cooled/Frozen Semen Permit Late Fee (addl.)	\$100	\$200

Racing Fees	Members	Non-Members
<i>Tattoo Fee</i>	\$65	\$65
Tattoo Recording Fee (double-registered horses)	\$20	\$20

Paint Horse Journal

For current updated information on the Paint Horse breed, shows, sales, racing and articles of interest to Paint Horse enthusiasts, subscribe to the *Paint Horse Journal*. It is published monthly throughout the year.

<i>Paint Horse Journal</i> Subscription Fees	Members	Non-Members
Single Copy (includes shipping and handling)	\$6.50	\$9.50
US Subscription—1 Year	\$30	\$35
US Subscription—3 Year	\$75	\$90
Canadian Subscription—1 Year	\$45	\$50
Canadian Subscription—3 Year	\$120	\$135
International Subscription—1 Year	\$75	\$80

Performance Fees	Members	Non-Members
Amateur Card Application (must be APHA member)	\$15	N/A
Name Change Fee on Amateur Card	\$5	
Amateur Replacement Card Fee	\$5	
Amateur Card/Email with attachment/Fax Fee	\$5	
Amateur Card Rush Fee (processed within 7-10 business days)	\$25	
Special Handling Fee (for amateur cards requested in less than 72 hours)	\$50	
Temporary Amateur Cards (including rush) (applied for at APHA-approved show)	\$40	
Temporary Replacement Card	\$30	\$55
Show Application (per judge)	\$25	\$70
Exception: Regional Clubs (per judge)	\$25	N/A

<i>Special Handling Fee for Show Results not submitted electronically</i>	<i>\$50 per judge</i>	
Late Show Application Fee (per judge) (plus \$25 show application fee)		
Less than 90 days	\$75	\$150
Less than 60 days	\$150	\$300
Single-Judge/2-Judge/Special Event (per horse per judge)	\$2	\$2
Paint-O-Rama/Zone-O-Rama Per horse per show (Judge)	\$5	\$5
Judge's Filing Fee	\$100	N/A
Judge Re-instatement Fee	\$100	N/A
Current Show/Race Records	\$5	\$50
Lifetime Show /Race Records	\$10	\$55
Get/Produce Records	\$5	\$50
Get/Produce Records with Points	\$10	\$55
Master Progeny	\$10	\$55

Performance Fees continued		Members	Non-Members
PAC Enrollment		\$30	\$75
Multiple horse enrollment discount:	\$5 off 2nd horse enrolled		
	\$7.50 off 3 horses enrolled		
	\$10 off 4 horses enrolled		
Novice Youth Card Application (must be AjPHA member)		\$15	
Name Change on Novice Youth Card		\$5	
Novice Youth Replacement Card Fee		\$5	
Novice Youth Card/Email with attachment/Fax Fee		\$5	
Novice Youth Card Rush Fee		\$25	
Special Handling Fee (for novice youth cards requested in less than 72 hours)		\$50	
Novice Youth Card (including rush)		\$40	
Temporary Novice Youth Card (including rush) applied for at APHA-approved Show		\$40	
Ride America		Members	Non-Members
Ride America Enrollment (must be APHA member)		\$25	N/A
Official APHA Trail Ride Fees		Members	Non-Members
Trail Ride Application Fee		\$25	N/A
Bond, Restitution, Penalty, Violation Fees			
Positive drug test bond fee to show until hearing is held.			\$500
Positive drug test restitution fee.			\$400
Transported cooled or frozen semen penalty fee per operating year for operating without a permit.			\$500
Selling a horse without a completed transfer penalty fee.			\$100
Logo restriction violation fee (maximum).			\$500
All fees subject to change with or without notice.			
Membership fees may be paid at same time as fees for services are submitted. It is recommended they be sent separately to avoid processing delays.			

2013 Deadlines and Tentative Meeting Schedule

Refer to the *Paint Horse Journal* for other important dates throughout the year.

January 1	<ul style="list-style-type: none"> •All horses are considered 1 year older on this date. •Regional Club Officers for current year must be submitted to the APHA office. •President announces the Directors Nominating Committee. •APHA office closed. (New Year's Day)
January 15	<ul style="list-style-type: none"> •Postmark deadline for submission of rule change proposals to APHA office. (Receipt in APHA office by Jan. 20 regardless of postmark.)
January 31	<ul style="list-style-type: none"> •Breeders' Trust Sire Subscriptions (for 2013 breeding season)
February 21-24	<ul style="list-style-type: none"> •Educational Judges Academy & Seminar, Fort Worth, Texas.
March 1	<ul style="list-style-type: none"> •President announces the Nominating Committee for Officers and Executive Committee.
tba	<ul style="list-style-type: none"> •Judge Applicant Exam, Fort Worth, Texas.
March 29	<ul style="list-style-type: none"> •APHA office closed. (Good Friday)
April 15	<ul style="list-style-type: none"> •Regional Club Sponsorship applications due.
May 10	<ul style="list-style-type: none"> •Breeders' Futurity - Mare Nomination (for 2013 foals) - 1st late fee.
May 15	<ul style="list-style-type: none"> •Distinguished Service Award nominations due.
May 27	<ul style="list-style-type: none"> •APHA office closed. (Memorial Day)
June 1	<ul style="list-style-type: none"> •Announcement of newly elected Directors.
May 30-June 1	<ul style="list-style-type: none"> •Annual Board of Directors Workshop, Hilton Lakes DFW, Grapevine, Texas.
June 1	<ul style="list-style-type: none"> •Gold Star Club of Distinction applications due.
June 28-July 6	<ul style="list-style-type: none"> •AjPHA Youth World Championship Show, Fort Worth, Texas.
tba	<ul style="list-style-type: none"> •AjPHA Judging Contest. (Held in conjunction with AjPHA Youth World Show.)
June 30	<ul style="list-style-type: none"> •First Weanling Registration Deadline.
July 4	<ul style="list-style-type: none"> •APHA office closed. (Independence Day)
July 10	<ul style="list-style-type: none"> •Breeders' Futurity - Mare Nomination (for 2013 foals) - 2nd late fee. •Breeders' Futurity - 1st Futurity payment due if entering classes in 2013.
July 15	<ul style="list-style-type: none"> •Allocations and recommendation forms for Directors mailed to Regional Clubs.
August 15	<ul style="list-style-type: none"> •Postmark deadline for submission of director recommendations from Regional Clubs and individual recommendations.
September 1	<ul style="list-style-type: none"> •Deadline for submission of membership to receive APHA Director Election notice.
September 2	<ul style="list-style-type: none"> •APHA office closed. (Labor Day)
September 10	<ul style="list-style-type: none"> •Breeders' Futurity - Mare Nomination (for 2013 foals) - 3rd late fee. •Breeders' Futurity - 2nd Futurity payment due if entering classes in 2013.
September 15	<ul style="list-style-type: none"> •Election notification mailed on or before this date to all regular and life members as of September 1, 2013.
September 30	<ul style="list-style-type: none"> •Second Weanling Registration Deadline.
October 15	<ul style="list-style-type: none"> •Postmark deadline for return of members' ballots to CPA.
November 1	<ul style="list-style-type: none"> •Deadline for receipt of members' ballots, regardless of postmark.

November 6-16	•APHA Open/Amateur World Championship Show, Fort Worth, Texas
November 28-29	•APHA office closed. (Thanksgiving)
November 30	•Stallion Breeding Reports must be postmarked on or before this date. •Breeders' Futurity - Platinum Division Stallion Enrollment (for 2014 foals).
December 24&25	•APHA office closed. (Christmas)
December 31	•Third Weanling Registration Deadline.(Yearling fee is higher.) •See Fee Schedule for graduated weanling registration deadlines. •Breeders' Trust Sire Subscription (final opportunity for 2013 breeding season). •Breeders' Trust Foal Nomination (Rate increases 1/1/13). •Breeders' Futurity - Mare Nomination (for 2014 foals) •APHA Memberships counted to determine Director allocations.

2013 AjPHA Tentative Activity Calendar

January 1	•AjPHA Regional Club updates due to APHA (postmark).
February 1-28	•National Director ballots available online for voting at www.ajpha.com .
March 1	•*APHF Scholarship Applications due. Application is available at www.ajpha.com/forms .
March 15	•National Directors named.
April 1	•Nominations for AjPHA Executive Committee due. Candidate form is located at www.ajpha.com/forms .
May 1	•*Youth Team Tournament entry deadline (postmark). •*Great Paint Brush-off Art Contest entry deadline (postmark). •*Club of the Year application deadline (postmark). •*Youth Member of the Year application deadline (postmark).
May 15	•*World Championship Horse Judging Contest entry deadline (postmark).
May 30-June 1	•Youth Leadership Conference, Grapevine, Texas.
June 28-July 6	•AjPHA Youth World Championship Show, Fort Worth, Texas.
tba	•AjPHA Judging Contest. (Held in conjunction with AjPHA Youth World Show.)
July 1	•Photo Contest entry deadline (postmark)
October 1	•*Essay/Short Story Contest entry deadline (postmark).
December 1	•National Director Nominations due (club & individual)

*Entry form is available on the AjPHA web site or from the APHA Director of Youth Activities.

American Paint Horse Association

By-laws as Amended October 5, 2012

ARTICLE I—Title, Objectives, Location, Corporate Seal

Section 1. Title: This Association shall be known as the American Paint Horse Association, Inc., (“Association”) and shall at all times be operated and conducted as a non-profit association in accordance with the laws of the State of Texas, providing for such organizations and by which it shall acquire all such rights as granted to associations of this kind.

Section 2. Objectives: The purpose of this Association shall be to collect, record and preserve the pedigrees of Paint Horses, to publish a registry, and to stimulate and regulate any and all other matters such as may pertain to the history, breeding, exhibition, publicity, sale, racing or improvements to this breed.

Section 3. Place of Business: The principal place of business shall be Fort Worth, Tarrant County, Texas, but its members or officers may be residents of any state, territory or county, and business may be carried on at any place convenient to such members or officials as may be participating.

Section 4. Corporate Seal: The seal of the Association shall be in the charge of the Executive Director.

ARTICLE II—Members

Section 1. Members of the Association shall be admitted, retained, suspended and expelled in accordance with such rules and regulations as the Board of Directors may, from time to time, adopt. In all matters governed by the vote of the members, every member in good standing is entitled to one vote and must be at least 19 years of age to be entitled to vote. In the election of APHA Directors, current members (at least 19 years of age) in good standing at the time the election is conducted shall be entitled to vote.

Section 2. The regular annual meeting of the membership shall be held at such time and place as may be fixed by resolution of the membership. Notice of the annual meeting shall be published.

Section 3. Special meetings of the members may be held at such time and place as may be designated in the notice, whenever called in writing by direction of the President or by a majority of the Board of Directors, or by notice signed by not less than twenty percent of the members then in good standing. Notice of each meeting indicating briefly the subject or objects thereof shall be given in the same manner as provided with respect to notice of annual meetings.

Section 4. At any meeting of the members held in accordance with the foregoing provisions as to notice, the members attending such meeting shall constitute a quorum of the members for all purposes unless the representation of a larger number should be required by law. In that case the representation so required shall constitute a quorum. Absentee or vote by proxy is not allowed in the annual membership meeting or any special membership meeting.

Section 5. Any officer of the Association may call the meeting of the members to order and may act as chairman of such meeting, precedence being given as follows: President, President-Elect, and Vice President. The Executive Director of the Association shall act as director of the Association at all meetings of the members, but in his absence the Acting Chairperson may appoint any person to act as director of the meeting.

Section 6. Whenever in these By-Laws the term member or members shall be used, unless otherwise specified, it shall mean a member(s) in good standing having the right to vote.

ARTICLE III—Directors

Section 1. The business and property of the Association shall be managed and controlled by the Board of Directors, and an Executive Committee hereinafter created and empowered. The By-Laws and rules affecting registration of horses shall be subject to change only by the Board of Directors.

Election of Directors

- A. The Association shall have approximately 115 elected directors.
- B. Approximately one-half of the directors from each Representative Area will be elected annually and shall hold office for a term of two (2) years or until their successors are elected and have taken office at the adjournment of the current year Annual Convention Board of Directors meeting. ***Representative Area shall be defined as individual states, provinces, or countries which may be aligned geographically and/or based on membership at the sole discretion of the association.***
- C. To determine the total number of directors to be elected in any election year and the manner in which such directors shall be allocated among the Representative areas, the following steps shall be taken:
 1. The number of director allocations of a Representative Area shall first be determined in accordance with the formula as set forth in Steps 2-5 below to determine the number of director allocations of a Representative Area.
 2. The total membership of the Association minus those countries that have a recognized international association under the provisions of Article XIII, shall first be divided by 100. (See Article III, Section 1.C.8.)
 3. Then, the total membership of each Representative Area shall be divided by the amount obtained in Step 2 above, with the resulting quotient being calculated to the one-thousandths decimal place.
 4. The amount obtained in Step 3 above, shall then be rounded to the nearest whole number. Such number shall represent the total number of director allocations of a Representative Area.
 5. To allow for mathematical variances, the total number of elected directors of the Association, may vary from 110 to 120.
 6. The number of directors that shall be elected from a Representative Area in any given year shall be equal to the difference between the amount determined in Step 4 above and the number of directors of such Representative Area whose terms of office do not expire in such election year.
 7. The APHA office shall determine annually if it shall be necessary for any specific number of directors from a Representative Area to be elected for a term of only one (1) year to effectuate the desired result that approximately one-half of the directors from each such area be elected annually and shall direct such necessary variance in the terms of election.
 8. ***International representative areas will be grouped together geographically and or based on that representative area's membership.*** If the total membership of the association's country exceeds the number required for additional directors as outlined in the allocation procedures, the representative area will be awarded additional directors accordingly. Election procedures will be consistent with those outlined in this article. ***Alignment is at the sole discretion of the association.***
- D. Director reallocation shall be made annually as of **June 30** of the year immediately preceding the election year. Each member in good standing, defined as a member currently free of disciplinary restrictions,

whose membership is valid by **September 1** of the year the election is conducted, shall receive notice for their representative area of the Director Election and shall be entitled to one vote.

- E. The term “Representative Area” shall be defined as each state of the United States or any International country or any political subdivision of such international country having the sufficient number of members required. Exception: International associations officially recognized under the rules of Article XIII. See Article III, Section 1.C.8. above. When any state, province or any international country has less than the required number of members for a director at the time of allocation, it shall be grouped with one or more other states, countries, etc. to form a Representative Area in order to reach the minimal number of members required for a director allocation. At no time may a Representative Area have more than twenty-five percent (25%) of the total directors, excluding Directors-at-Large.
- F. A Directors Nominating Committee, which must be comprised of elected Directors or Directors-at-Large, separate from the Nominating Committee for Officers and Executive Committee, shall be appointed by the President and published by March 1 of each year.
 - 1. Recommendations for nominations from Regional Clubs will be received by the Directors Nominating Committee. In addition, an individual may recommend him/herself for nomination upon submission of the signatures of five APHA current members in good standing and residing in the same Representative Area evidencing endorsement of the recommendation.
 - 2. To be eligible to serve, each nominee, director or alternate shall be a bona fide resident of his Representative Area and a current APHA member in good standing. Members on probation are not considered in good standing. If residency is questioned, APHA may require documentation, said documentation to be determined by APHA in its sole discretion, to verify that the individual is actually residing with the representative area in his/her permanent residence. Exception: A person who has been disqualified from their position of Director/Alternate by non-attendance in the current term (in accordance with Article III, Section 3) is considered ineligible for nomination for 2 years.
 - 3. There may be only one nominee director or alternate per membership.
 - 4. The Regional Club recommendations and individual recommendations for directors must be forwarded to the national office and bear postmark date of no later than **August 15** of the election year.
 - 5. The Director Nominating Committee shall prepare a ballot for each Representative Area taking into consideration nominations from individual recommendations, regional club recommendations and recommendations from members of the nominating committee.
 - 6. After **September 15** of the election year, the Directors Nominating Committee shall make available by mail, or publish online at APHA’s website, <http://www.aphaonline.org/vote>, the ballot of each Representative Area to all current members of such Representative Area. Individuals may renew or join online to be able to vote. Ballots must be returned according to APHA’s director election procedures for written or online ballot.
- G. The nominee(s) will be designated director(s) or alternate(s) according to the number of votes received for each nominee on the ballot. The nominee(s) receiving the highest number(s) of votes will be designated director(s) after which the alternate(s) will be designated according to the remaining number of votes in descending order for positions need-

ed, if applicable. Each area with four (4) or less directors will be allowed one (1) alternate to serve for one (1) year. Areas with five (5) or more directors will be allowed a maximum of two (2) alternates to serve for one (1) year. If an area is entitled to an alternate only the nominee receiving the highest number of votes will be named alternate for a Representative Area. ***In the case of a tie in the election, the president shall flip a coin to decide the winner.***

1. When there are fewer nominees on the ballot than needed for the director and/or alternate position(s) in a Representative Area, the President may appoint the unfilled position(s) for that Representative Area.
 2. Alternates will be appointed to standing committees with full voting privileges therein, but would only have director voting privileges in the absence of an elected director or an appointee to replace a director vacancy from their Representative Area.
 3. In the case of write-ins, the number of votes will be counted as if the name had been on the ballot and that person will be named director/alternate in the proper order. If no other names are on the ballot, and only one name is written in, that person shall be named the director/alternate whichever is applicable.
 4. If a director becomes ineligible or resigns, the president shall appoint a replacement director to serve the remainder of the unexpired term.
- H. In addition to the directors so elected, all Past Presidents, the President and the President-Elect of the Association shall be and become Lifetime Directors-at-Large with voting privileges.
- I. In addition to the directors so elected, each past and future Distinguished Service Award shall include a Lifetime Directorship at Large with voting privileges.
- J. When an elected director/alternate reaches a cumulative tenure of 30 years on the Board of Directors, he/she automatically becomes a lifetime director-at-large with voting privileges, provided his/her APHA membership remains current and in good standing.
- K. The Board of Directors for the coming year must be determined by June 1 of the election year. Directors shall take office upon installation of officers, which shall occur upon adjournment of the current year Annual Convention Board of Directors meeting.

Section 2. In case of any vacancy in the Board of Directors by death, resignation or any other cause, the president shall appoint a successor from the same area in which the vacancy occurs to serve the remainder of the unexpired term.

Section 3. ***A director/alternate must attend the annual APHA directors meeting each year and answer roll call at the time it is taken to assure a record of their attendance. Failing to do this, the director/alternate may be replaced at the discretion of the President.***

Section 4. The regular annual meeting of the Board of Directors shall be held immediately following the annual members' meeting, and no notice shall be required for any such regular meeting of the Board. The Board, by rule, may provide for other regular meetings at stated times and places, of which no notice shall be required. Absentee or vote by proxy is not allowed in any meeting of the Board of Directors.

Section 5. Special meetings of the Board of Directors shall be held whenever called by the direction of the President, or by two-thirds of the directors in office at that time.

The Executive Director shall give notice of each special meeting by mailing or telephoning the same to each director at least fifteen (15) days be-

fore the meeting, but such notice may be waived by any director. Unless otherwise indicated in the notice thereof, any and all business may be transacted at a special meeting.

Any business may be transacted at any meeting at which every director may be present, even if the meeting was called without any notice.

Section 6. Fifty-one directors shall constitute a quorum for the legal transaction of business, but if at any meeting of the Board there may be less than fifty-one directors present, a majority of those present may adjourn the meeting from time to time until a quorum shall be present.

Section 7. At meetings of the Board of Directors, business shall be transacted in such order as the Board may determine.

Section 8. At the regular annual meeting of the Board of Directors, the Board shall proceed to the election of officers of the Association.

Section 9. The Board of Directors shall have the power and authority to make, amend, repeal and enforce such rules and regulations, not contrary to law or the Certificate of Incorporation or these By-Laws, as they may deem expedient concerning the conduct, management and activities of the Association, the admission, classification, qualification, suspension and expulsion of members, removal of officers, the rules and regulations governing the procedure of such suspension and expulsion and removal, the fixing and collecting of dues and fees, regulations regarding stud book listings, registrations, awarding of championships, the conducting of shows, contests, exhibitions, races, sales and social functions and all other details relating to the general purposes of the Association.

Section 10. All actions of the Board of Directors are subject to revision or amendment by the members at any special or regular meeting of the membership provided that written notice of any intention to revise or amend has been published at least thirty (30) days in advance of that meeting.

Section 11. The Board of Directors, from time to time, may create and empower other committees, general or special.

Section 12. No director of the APHA shall be liable to the APHA or its members for monetary damages for an act or omission in such director's capacity as a director of the APHA, except that this Article shall not eliminate or limit the liability of a director of the APHA for:

- A. A breach of such director's duty of loyalty to the APHA or its members;
- B. An act or omission not in good faith or that involves intentional misconduct or a knowing violation of the law;
- C. A transaction from which a director received an improper benefit, whether or not the benefit resulted from an action taken within the scope of the director's office; or
- D. An act or omission for which the liability of a director is expressly provided for by statute.

Section 13. Any repeal or amendment of this Article by the members of the APHA shall be prospective only, and shall not adversely affect any limitation on the personal liability of a director of the APHA existing at the time of such repeal or amendment. Anything herein to the contrary notwithstanding, if the Texas Miscellaneous Corporation Laws Act is amended after approval by the members of this Article to authorize corporate action further eliminating or limiting the personal liability of directors, then the liability of a director of the APHA shall be eliminated or limited to the fullest extent permitted by the Texas Miscellaneous Corporation Laws Act, as so amended from time to time.

ARTICLE IV—Executive Committee

Section 1. There is hereby created an Executive Committee consisting of the President, President-Elect, Vice President, the Immediate Past President

and three additional members. These officers and additional members shall be elected by and from the current Board of Directors at the annual meeting of the Board, each for a term of one year and until the selection and qualification of his successor.

- A. The President shall appoint and publicly announce a Nominating Committee for Officers and the Executive Committee, which must be comprised of elected Directors or Directors-at-Large, by March 1 of the election year. Their nominations shall be published at least thirty (30) days prior to the annual convention.
- B. The President is hereby empowered to appoint five advisors, without voting power, to the Executive Committee. Any member of the APHA in good standing shall be eligible for selection as advisor.
- C. The President may also at his discretion appoint up to five (5) additional directors to serve during his term of office.
- D. Upon election to the Executive Committee, the elected members or officers shall automatically become directors-at-large and shall remain a director-at-large for so long as they are re-elected to the Executive Committee, or until reaching the position of president-elect, thus becoming a lifetime director-at-large. By virtue of becoming a director-at-large, a vacancy will be created. The vacancy that is created from the remainder of the newly elected Executive Committee member's term shall be filled by Presidential appointment from the newly elected Executive Committee member's state, area or province or by normal director election procedures in the next election. Should a member of the Executive Committee fail to be re-elected to the Executive Committee, he/she must be nominated as prescribed in the Official Handbook and run for the APHA Director position, if available, as prescribed in Article III (i.e., will no longer be a director-at-large). (See Article III.H. for lifetime director-at-large.)

Section 2. No officer or member of the Executive Committee may serve on the Executive Board in excess of seven consecutive years.

Section 3. The President shall fill all vacancies in the required number of members of the Executive Committee occurring between annual meetings of the Association.

Section 4. The Executive Committee shall meet whenever and wherever called by direction of the President or three members of the Committee acting jointly, of which each meeting the Executive Director shall give ten (10) days written notice, but such notice may be waived by any member. Absentee or vote by proxy is not allowed in any meeting of the Executive Committee.

Section 5. The Committee may act without convening in meeting by written resolution signed by all the members thereof and duly entered in the Association's records. At all meetings of the Committee, four members shall constitute a quorum.

Section 6. All powers of the Board of Directors, except the power to change any By-Laws pertaining to registration of horses, and any rule and regulation pertaining to registration of horses, be and the same are hereby vested, in the Executive Committee. All actions of the Executive Committee, with the exception of disciplinary actions resulting from hearings, are subject to ratification, revision or amendment by the directors at any regular or special meeting of the Directors.

Section 7. It shall be the responsibility of the Executive Committee to direct the handling of questionable horse registration applications, to direct all other Association business matters, to furnish liaison members to all Standing Committees, to report to the Board of Directors at its annual meetings, to interview persons for the position of Executive Director and employ a person as Executive Director.

Section 8. The Executive Committee shall be responsible for interpreting and deciding all questions or ambiguities that may arise in connection with the meaning, intent or purpose of any by-law, rule, regulation or other APHA document.

Section 9. All members of the Executive Committee shall be governed by the Code of Ethics included in the APHA Organizational Handbook.

ARTICLE V—Officers and Duties

Section 1. Officers: The Officers of the Association shall be the President, President-Elect, Vice President, Executive Director and such other officers as may be authorized from time to time by the Board of Directors.

Section 2. Eligibility: Only members of the Board of Directors shall be eligible to serve as officers of the Association. The President-Elect must be elected from the current Executive Committee. The Executive Director need not be a member of the Board of Directors.

Section 3. Election: The officers of the Association shall be elected by majority vote by the Board of Directors. Anything herein to the contrary notwithstanding, the Executive Director shall not be elected by the Board of Directors, but shall be employed by the Executive Committee.

Section 4. Term: Unless otherwise specified in any employment contract approved by the Board of Directors, the officers of the Association shall hold office for a period of one (1) year or until their successors are elected and have taken office upon the adjournment of the current year Annual Convention Board of Directors meeting.

Section 5. Duties:

- A. President: The President shall be the Chief **Elected** Officer of the Association and shall preside at all meetings of the Board of Directors. He shall see that the By-Laws, rules and regulations of the Association are enforced and shall perform all other duties that may be prescribed from time to time by the Board of Directors. He shall be an ex-officio member of all committees.
- B. President-Elect: In the absence of the President, the President-Elect shall have the power and shall perform the duties of the President and such other duties as may be prescribed by the Board of Directors. Upon the expiration of the President's term of office, the President-Elect shall automatically become President.
- C. Vice-President: In the absence of the President and the President-Elect, the Vice-President shall have the power and shall perform the duties of the President and such other duties as may be prescribed by the Board of Directors.
- D. Executive Director: The Executive Director shall be responsible for seeing that the minutes of all membership and directors meetings are kept; for the safekeeping of all documents and records of the Association and authority for pedigrees; for executing the certificates of pedigree demanded and proper to be issued by this Association and for record-keeping of those items. He shall also be responsible for seeing that all money due the Association is collected and for compiling the American Paint Horse Stud Book Registry. He shall be an ex-officio director of all Committees appointed by the President or Board of Directors. He shall make a report of his office to the Board of Directors when demanded and at all annual membership meetings, and shall perform such other duties as may be prescribed by the Board of Directors from time to time. In addition, the Executive Director shall disburse the money of the Association; however, only upon itemized demands and upon the order of the Executive Committee. He shall account for all of the same by itemized statements in detail to each annual meeting of the members

and the Board of Directors when demanded. Also, he shall cause to be submitted to the Executive Committee, at a meeting date designated by the Executive Committee, a detailed budget of the proposed and anticipated expenditures for the forthcoming fiscal year of the Association. Upon approval of this said budget, or its modification, it becomes binding upon the officers of the Association, and cannot be exceeded in the total amount set forth by more than ten percent without a majority vote of the Executive Committee.

Section 6. The written contracts of the Association shall be executed on behalf of the Association by the President or President-Elect and attested by the Executive Director and the corporate seal.

Section 7. Vacancies: All vacancies of the officers of the Association, except where provided elsewhere, shall be filled by and from the Executive Committee for the unexpired term and those so appointed shall serve until the election and acceptance of their duly qualified successors.

Section 8. Auditing of Accounts: This Association shall conduct its affairs on a calendar year basis, same to begin January 1 and end on December 31. An annual commercial auditing of the accounts of the Executive Director shall be made by a certified public accountant at the close of each calendar year and shall be reported to the next annual meeting of the members following the close of each calendar year. Such accountant shall be a disinterested person and not a member of the Association.

Section 9. Surety Bonds: The Director and the Treasurer and all other officers or employees of the Association who may handle any funds of the Association shall give a surety bond to be furnished at the expense of the Association for the faithful discharge of his or her duties if so required by the Executive Committee.

ARTICLE VI—Parliamentary Authority

The rules contained in the current edition of Roberts Rules of Order, Newly Revised shall govern the Association in all cases to which they are applicable and in which they are not inconsistent with these bylaws and any special rules of order the Association may adopt.

ARTICLE VII—Amendments

The Board of Directors shall have the power to make, amend and repeal the By-Laws of the Association by vote of the majority of the Directors at any regular or special meeting of the Board, subject to the right of the members to rescind or amend any such By-Laws in the same manner as provided in Section 10, Article III, for the Revision or Amendment of Rules and Regulations.

ARTICLE VIII—Recall

Section 1. Any member of the Executive Committee may be removed from office with or without cause as herein provided. A recall petition(s) demanding the removal of such officer shall be submitted to the Executive Director of the Association. Such recall petition(s) shall be signed by at least twenty-five percent (25%) of the current members of the Board of Directors.

Section 2. Petition forms shall be provided to any Director requesting same following the filing of an affidavit by one or more Directors with the Executive Director stating the name of the Director or officer sought to be removed. The Executive Director shall record the name of the director to whom petition forms were issued, the date of such issuance and the number of forms issued, certifying on each form the date and the name of the director to whom it was issued.

Section 3. All forms comprising a recall petition shall be assembled and filed with the Executive Director within forty-five (45) days after the filing of

the affidavit required in Section 2 above. The signature of the petitioners shall be properly notarized.

Section 4. In the event that the required number of properly verified signatures to said recall petition are not received by the Executive Director within forty-five (45) days of the affidavit filing required in Section 2, above, the Executive Director shall notify those directors having filed petitions that the recall petition was insufficient and that said insufficiency does not prejudice the filing of a new affidavit for the same purpose.

Section 5. Not more than five (5) days following determination by the Executive Director that the petition(s) received are sufficient, he shall notify in writing the officer whose removal is sought by such action. This notice shall be delivered in hand or shall be delivered by certified mail. If said officer does not render his resignation within seven (7) days of receipt of such notice, the Executive Director shall within fifteen (15) days of the aforesaid determination, direct and conduct an election by mail ballot of the Directors of the Association. Said balloting must be completed and returned to the Executive Director no less than fifteen (15) days after direction of same.

Section 6. The aforesaid ballots shall conform to the following requirements: With respect to each person whose removal is sought, the question shall be submitted, "Shall ____ be removed from the office of ____ by recall?" Immediately following each such question shall be printed in the ballot the two (2) propositions in the order set forth: For the recall of (name of person), and Against the recall of (name of person). Immediately to the left of the proposition shall be placed a square in which the Director by making a cross mark (X), may vote for either of such propositions.

Section 7. Should a majority of votes cast at a recall election be against the removal of the officer named on the ballot, such officer shall continue in office for the remainder of his term, subject to recall as before. However, no recall petition shall be filed against an officer within ninety (90) days after such recall petition has failed to remove him. If a majority of the votes cast at a recall election be for the removal, he shall be deemed removed from office.

ARTICLE IX—State/Provincial Regional Clubs

Section 1. Only the APHA is empowered to use the term "Association" in its title or name with exception of those clubs who had the term in title or name prior to the adoption of this rule.

Section 2. All charters shall be referred to as Regional Clubs and shall be under the supervision of the APHA through the Executive Committee.

Section 3. Constitutions, By-Laws and rules of each regional club must conform to the state laws of Incorporation and be consistent with the APHA By-Laws and rules by following standard procedures as set forth by the APHA. These standard procedures/rules may be obtained from the Regional Club Manager of the APHA. Regional clubs must revise/amend their By-Laws and rules as the APHA By-Laws and rules are revised/amended.

A. Regional clubs must be formed and maintained only for the purpose of advancing and promoting the Paint Horse through the ideals of the APHA including good horsemanship and good sportsmanship.

B. Regional club By-Laws shall include but are not limited to the following:

1. Name, location, purpose and corporate seal;
2. Membership, annual membership meetings and quorum;
3. Board of Directors and duties of the board;
4. Officers and duties of the Officers;
5. Election of Directors and Officers;
6. Amendments;
7. Indemnification; and

8. Dissolution.

Section 4. Any group desiring to charter a regional club should obtain an application for regional club affiliation and an information packet from the Regional Club Manager of the APHA that will contain step by step instructions on how to proceed with the petition of charter for regional club status. Regional clubs must have and maintain a minimum of twenty (20) members, ten (10) of whom are members in good standing of the APHA. In no case shall a club be formed that infringes on or that might create an adverse effect on an existent regional club.

- A. Applications for charters shall be reviewed by the Regional Club Department with recommendations for approval/denial being forwarded to the Executive Committee. Final approval/denial of charter applications rest solely with the Executive Committee.
- B. No club shall receive final approval until thirty (30) days after the name and location of the proposed club has been published.
- C. Regional club By-Laws or rules must set forth the following mandatory procedures which must be enforced. Failure to do so may result in the withholding of future show approvals.
 - 1. Hold annual election of officers and directors, the results of which must be submitted to APHA by January 1st each year and to each club member within thirty (30) days of the election.
 - a. Allow only persons with current membership in the club to vote in elections.
 - 2. Indicate date of regular scheduled annual membership meeting and set forth procedures for notification of members.
 - 3. Require treasurer to present a financial report at all meetings and prepare an annual budget and/or year-to-date financial report to all members accounting for all funds generated by the club and special interest groups.
 - 4. Establish rules for year-end point tabulation for year-end awards prior to the point earning period which can not be altered during or after that point earning period has been completed.
 - a. Allow point accumulation only after club dues have been paid.

Section 5. Once a charter is granted to a regional club, it is automatically renewed yearly provided the club continues to meet specific requirements and demonstrates a minimal level of activity.

- A. Specific requirements and activity levels shall include but are not limited to the following:
 - 1. Maintain a membership of twenty (20) members, ten (10) of whom are members of the APHA;
 - 2. Submit a list of members ***electronically in the format specified by APHA***, a copy of the club by-laws and the previous year's annual financial statement, which includes a listing of all income and expenditures, by May 1st of each year; and
 - 3. Provide a minimum of two (2) club approved or sponsored shows or trail rides, or APHA-approved horse or specialty shows, participate in a parade or an equine-related trade show booth, or host a Paint For a Day or other APHA-approved program activity per year. To inquire about what events are approved or to request event approval, contact the APHA Regional Club Manager. See Guidelines for Regional Club Sponsored APHA approved Trail Rides on page 300.
 - a. See fee schedule for Trail Ride Application fees, if held in lieu of an approved show.

Section 6. The Regional Club Department shall conduct five (5) year reviews of regional club by-laws, membership and activity levels to assure that the

by-laws and rules are current, requirements and activity levels of regional clubs are being met.

Section 7. Failure to meet and maintain the specific requirements and minimal activity levels necessary for maintaining a regional club charter may result in the revocation of the club charter by the Executive Committee. Failure to respond to the APHA request for information/corrections within ninety (90) days of the written notice will result in requests for future horse shows being denied until said information has been received. Failure to respond to the APHA second request of information within ninety (90) days of the written request may result in the recommendation to the Executive Committee to revoke the regional club charter.

Section 8. See Rule SC-120.D. regarding monies, prizes, awards and/or scholarships and awarding of same by regional clubs and/or show sponsors. See also Rule GR-070 for disciplinary actions.

ARTICLE X—Zone Coordinating Committees

Section 1. Each zone is eligible for one Zone-O-Rama per year. See Guidelines for Sponsoring a Zone-O-Rama in back of rule book.

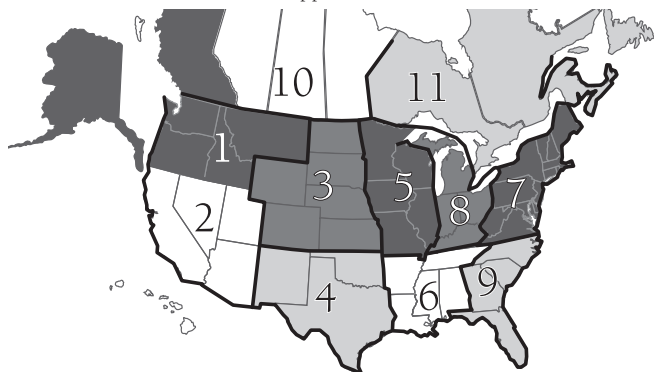
Section 2. Each Zone-O-Rama is limited to a maximum of six (6) judges on two or more consecutive days.

Section 3. Each Zone-O-Rama show must be coordinated and sponsored by a Zone Coordinating Committee consisting of representatives from each state and/or Regional club of the zone.

Section 4. The Zone Coordinating Committee would be organized at a meeting consisting of an equal number of representatives from each state and/or Regional Club that wished to participate from that zone. (Three per state is suggested.) It is not mandatory for a state and/or regional club to participate.

Section 5. The organizational meeting would elect officers and decide the number and manner of future representatives as well as the preliminary Zone-O-Rama business.

Section 6. Guidelines furnished annually by the Association must be followed for Zone-O-Rama show approval. See rule reference SC-105.B.3.



Section 7. Zone States, Countries and Provinces. States, Countries and Provinces included in each zone are as follows:

Zone 1—Alaska, British Columbia, Idaho, Montana, Oregon and Washington.

Zone 2—Arizona, California, Hawaii, Nevada and Utah.

Zone 3—Colorado, Kansas, Nebraska, North Dakota, South Dakota and Wyoming.

Zone 4—New Mexico, Oklahoma and Texas.

- Zone 5—Illinois, Iowa, Minnesota, Missouri and Wisconsin.
- Zone 6—Alabama, Arkansas, Louisiana, Mississippi and Tennessee.
- Zone 7—Connecticut, Delaware, the District of Columbia, Maine, Maryland, Massachusetts, New Hampshire, New Jersey, New York, Pennsylvania, Rhode Island, Vermont, Virginia and West Virginia.
- Zone 8—Indiana, Kentucky, Michigan and Ohio.
- Zone 9—Caribbean Islands, Florida, Georgia, North Carolina and South Carolina.
- Zone 10—Alberta, Manitoba, North West Territories, Saskatchewan and Yukon.
- Zone 11—New Brunswick, Newfoundland, Nova Scotia, Ontario, Prince Edward Island and Quebec.
- Zone 12—All European Countries.
- Zone 13—All South American Countries and Mexico.
- Zone 14—Australia, New Caledonia and New Zealand.

ARTICLE XI—Special Interest Clubs

Section 1. Any group desiring to form a special interest club (amateur, trail, youth, etc.) shall submit a letter stating the reason and necessity for their formation along with a set of by-laws to their parent APHA regional club for approval. These by-laws must be consistent with the APHA and the parent regional club by-laws.

Section 2. Special interest clubs must have and maintain a minimum of ten (10) members, five (5) of whom are members in good standing of the APHA.

Section 3. All special interest club members must be paid members of the parent regional club.

Section 4. The parent regional club shall appoint an advisor(s) or a committee to oversee the activities of the special interest club.

A. All activities of the special interest club(s) must be approved by the governing body of the parent regional club.

B. All subsequent bylaws of the special interest club(s) must be approved by the governing body of the parent regional club.

ARTICLE XII—Youth Special Interest Clubs (AjPHA)

Section 1. Any group desiring to charter an AjPHA Regional Club must first make application to their APHA Regional Club as to the reason and necessity of its formation. If members of the parent regional club approves the formation, an advisor or committee shall be appointed by the parent regional club to assist the youth club. An information packet is available from the Director of Youth Activities of the APHA that contains instructions on how to proceed with the petition of charter for Regional Junior Club status.

Section 2. The group desiring to form an AjPHA Regional Club must submit their completed By-Laws and Constitution for approval to the sponsoring regional club. The sponsoring regional club is to send to the APHA Director of Youth Activities: 1) a copy of minutes of the sponsoring regional club's meeting reflecting a vote of approval of the formation of the Youth Club; 2) the Junior Club's application, signed by the sponsoring regional club's president, the Youth Club's completed By-Laws and Constitution.

Section 3. The APHA Youth Committee shall review the applications for AjPHA Regional Club charter with recommendation for approval/denial being forwarded to the AjPHA Advisory Board.

Section 4. A Regional Junior Club is eligible to be recognized and considered in good standing by the AjPHA and its Advisory Board and given the designation "regional junior club" (as approved by the AjPHA Advisory Board) when the following conditions are met:

A. A minimum of ten AjPHA members.

- B. Youth club members must be paid up in the state or area regional club, either as a Youth or a Family membership.
- C. The age limit for youth club membership is eighteen (18) years as of January 1, as set forth in Paragraph YP-010. A. in the current APHA Rule Book.
- D. The youth club application, the by-laws and constitution shall coincide with the AjPHA Constitution
- E. An advisor or committee shall be appointed by the parent regional club to assist the junior club.
- F. Each Regional Junior Club must send by January 1st of each year their current membership list, a current list of officers and the name(s) of the current adult advisor(s), to the APHA.

ARTICLE XIII—APHA Racing Affiliates

APHA RACING AFFILIATES, RACING AFFILIATE STATE/PROVINCIAL CLUBS. APHA may designate one club in each state/province, and when the state/province has an existing separate racing club, APHA may designate it to represent the state/province's racing interests, as an affiliate club(s) to receive for its Members and any local or regional club affiliated with the state/provincial association/club, such benefits and assistance as APHA may, from time to time, determine, in return for the performance of duties and responsibilities to APHA as specified in the affiliation agreement of the parties. This affiliation is a privilege, not a vested right, granted or rejected at APHA's discretion on an annual basis according to procedures and requirements formulated with the advice and consent of the Executive Committee. The Racing Affiliate club shall, in no manner, have authority, express or implied, to act for, or bind, APHA in any manner.

ARTICLE XIV—International Associations

Section 1. The American Paint Horse Association may from time to time, recognize two types of International associations, which have as their purpose the promotion of the American Paint Horse.

- A. International members who desire to promote the Paint horse and be affiliated with the APHA as a regional club, but that do not register horses in an approved stud book.
- B. International associations that do register and maintain a stud book registry, and be affiliated with APHA and have its horses fall under the provisions of Rule RG-021. Guidelines for recognized International affiliation may be obtained from the APHA.

Section 2. Applications for International Regional Club affiliate charter with the APHA must be submitted in the English language and follow the guidelines for recognized International affiliation.

- A. Members of all recognized International Regional Clubs approved for charter shall remain governed by American Paint Horse Association By-laws, Rules and Regulations.
- B. Exceptions to these required guidelines may be granted by the Executive Committee as deemed in the best interest of the APHA. See back of rule book for list of International affiliates.

Section 3. Application for recognized affiliation with APHA by an International association that maintains a stud book, for the purpose of promoting registered American Paint Horses, shall include a copy of that association's bylaws, rule book and stud book (all in the English language). The APHA Executive Committee shall separately determine if the stud book will be accepted for consideration under Rule RG-021 (International Appendix Registry.)

General Rules

GR-000. General Rules and Regulations

GR-005. Standing Committees

- A. All standing committees shall consist of not less than three members in good standing and will be appointed for not less than one year. All committee appointments shall be made by the President with the advice and consent of the Executive Committee.
- B. The Chairperson and Vice-Chairperson of each committee shall be appointed annually and a listing of all committee members shall be published in the *Paint Horse Connection* as soon as possible after the annual meeting. The Chairperson shall only vote in the case of a tie.
- C. The Standing Committees at present are:
 - Amateur Committee
 - Breed Integrity & Registration Committee
 - General Show and Contest Rules Committee
 - International Committee
 - Judges Committee
 - Long Range Planning Committee
 - Membership Services Committee
 - Professional Horseman's Committee
 - Racing Committee
 - Recreational Riding Committee
 - Regional Club Committee
 - Rules Committee
 - Ways and Means Committee
 - Youth Committee
- D. Special committees may be appointed by the President from time to time to attend to special business. These committees serve for the duration of the special problem or until replaced or until the committee is disbanded.

GR-010. Proposed Rule Changes

- A. An APHA member, a standing committee, the Board of Directors, the Executive Committee or the APHA staff may propose a Rule Book change. A Rule Book Change is any change to the By-Laws or an addition or deletion to any other rules contained in the Rule Book. All proposed rule changes must be submitted on the form designated for this purpose and available free of charge from APHA. Any registration rule change or amendment must "grandfather in" all horses bred during the calendar year immediately prior to the effective date of the new rule or amendment, pursuant to the registration rules in effect when the horses were bred. All blanks must be completed and a justification for the proposed change cited. Forms which are incomplete, lacking the justification, or failing to cite the specific change requested, will be returned to the originator.
 - 1. Whenever a Rule Book Change in the Rule Book is proposed, the rule with the reason and intent for the proposed change should be directed to the APHA office with a postmark (postal meter is not acceptable) no later than January 15, so that it may be received well in advance of the annual Workshop. Regardless of postmark or lack thereof, rule changes will not be accepted if received in the APHA office later than January 20 of the calendar year.
 - 2. All proposed Rule Book Changes, after having been thoroughly researched and reviewed by Staff, Ways and Means, Association Attorney, Executive Committee Liaisons and Executive Committee,

shall then be reviewed by the Rules Committee for completeness and placed in proper and legal wording. The Rules Committee cannot change the intent of the rule as it was received from its original source. A proposed Rule Book Change that contains possible legal or financial implications, or any consequences deemed not in the best interest of the Association, may be subject to action by the Executive Committee. (A complete routing procedure and actions that may be taken concerning a proposed Rule Book Change may be obtained from the Member Services Department of the APHA.)

3. The proposed Rule Book Change, legally and properly worded, will be presented for consideration on the agenda of the appropriate standing committee at the annual Workshop, unless returned to the originator by the Rules Committee and/or tabled by the Executive Committee. Any additional comments based on input from staff, legal counsel, etc., will be included at that time.
4. A Rule Book Change cannot be voted on by the Board of Directors until it has passed in the proper standing committee. *If passed in the Standing Committee, the Rule Change Proposal will be published for Membership review. The Board of Directors, after receiving input from the Membership, will then vote on the Rule Change Proposal at the next Convention. If a Standing Committee does NOT pass a Rule Change Proposal, the change is stopped from further consideration for that calendar year. (See exception below).*
5. *Exception/Overriding a Standing Committee Vote:* A Rule Change Proposal that was defeated *or tabled* in the proper standing committee may be brought out of the standing committee by presenting a petition signed by *thirty-five (35)* eligible directors to the APHA President.
 - a. *The petition, once determined to be in proper order, brings the defeated or tabled Rule Book Change to the floor of the Board of Directors for debate. After hearing the Standing Committee's reasoning for defeating or tabling the Rule Book Change, and listening to views from other directors, the Board will vote to support the Standing Committee's vote, or to override their vote. If the Board overrides a Committee's vote, the Rule Change Proposal will follow the same process/procedures as if the Standing Committee had passed the Rule Change Proposal. (See GR-010.A.4 above.)*
 - b. *A petition form is available from the APHA and must have a copy of the Rule Change Proposal being petitioned out of Committee attached to it.*
 - c. *This petition must be presented to the President at the same meeting that the proposed Rule Change Proposal was defeated or tabled in the Standing Committee and before the proposed rule changes are read in the Committee Reports for amendments.*
6. *If a Rule Change Proposal passes in the Standing Committee, or a Committee's vote is overridden by the Board as outlined in GR-010.A.5 above, the Committee Chair of the relative Standing Committee will then read the proposed Rule Book Change to the Board of Directors in the Committee Report. The proposed Rule Book Change is thus on the floor and subject to amendment by a member of the Board of Directors.*
 - a. *Amendments must be significant improvements on the proposed change to avoid confusion, add clarity and/or to remedy potential confusion for the membership, judges and/or exhibitors.*
 - b. *The Rules Committee has been given authority by the Execu-*

tive Committee to interpret any and all rules in the Official Rule Book, and to determine whether any change is a clarification, a rule change, and/or or a change of intent.

- c. The proposed amendment to the Rule Book Change will be returned to the Rules Committee to determine whether there is any change of intent in the proposed amendment and for review of proper and/or legal wording. The Rules Committee cannot change the intent of the Rule Book Change if amended nor can an amendment be allowed if it is deemed a change of intent.*
 - d. The propriety of any amendment will be finally decided by the Presiding officer or Parliamentarian based upon the Rules Committee recommendation that it does not constitute a change of intent.*
 - e. If the amendment is not a change of intent, it must be voted on at this time. Only the amendment itself may be debated.*
 - f. If the amendment is passed, the wording will be so modified and the rule forwarded for voting as rewritten. If the amendment fails, the proposed change will go forward for voting as originally written.*
7. All proposed Rule Book Changes to be voted on by the Board of Directors will be published before the Association's next Annual Convention or special meeting. Rules defeated in committee will not be published.
 8. At the Association's Annual Convention or special meeting, the Board of Directors will approve or reject the recommended proposed Rule Book Change exactly as written (no further amendments). If the proposed Rule Book Change is approved, it will then be published and will be printed in the Rule Book whenever the next scheduled printing occurs. If the proposed Rule Book Change fails to obtain approval, it can still be considered for a future Rule Book Change provided it is sent back to the Standing Committee by following all of the above procedures. Defeated proposals will not be published in the report of the directors' voting.
 9. If a proposed Rule Book Change is considered to be of such extreme importance by the standing committee that it must be acted upon immediately, such proposed Rule Book Change must be presented to the Executive Committee prior to any regular or special meeting of the Board of Directors and is subject to amendments. If amended, the amendments must be approved or disapproved by the Rules Committee. The Emergency Status of the proposed Rule Book Change should then be put to a vote by the Board of Directors. This must be done first and requires a motion and majority vote in favor. If the Board of Directors approved the Emergency Status, the proposed Rule Book Change with any amendments attached shall then be put to a vote by the Board of Directors for immediate action and/or implementation. If approved, the Rule Book Change can become effective immediately. If the Emergency Status of the proposed Rule Book Change is rejected by the Board of Directors, the proposed Rule Book Change itself cannot be put to a vote at this time but can still be presented for a vote by normal procedure at the Annual Convention or Special Meeting.
 10. A new or amended rule or regulation may be considered for change, addition or repeal, one calendar year after the proposed rule takes effect, which limitation may be waived by the Executive Committee upon finding an extraordinary circumstance which 1) concerns the

safety, health or well being of a horse and/or rider; 2) materially benefits the Association's programs or its financial stability; or 3) involves other compelling circumstances.

GR-020. Membership

- A. Membership shall consist of three categories: Annual, Multi-Year and Life memberships. Membership shall not be limited to natural persons, but may include corporations and partnerships. Proper receipts and membership cards shall be issued upon payment of fees.
- B. The application for membership should indicate clearly the name in which the memberships to be recorded. Any registrations or transfers submitted utilizing the membership shall be recorded in the same exact name as that appearing on the membership, or a non-member fee will be charged. In no case shall the membership name exceed 30 characters (letters and spaces). Members shall be admitted to the Association on a written application accompanied by the current membership fee. Membership may be terminated or rejected by the Executive Committee or Board of Directors for cause detrimental to the interests of the Association. By applying for membership, the applicant automatically agrees to be bound by and to abide by all rules, regulations and policies of the Association.
- C. Termination or application rejection proceedings shall be conducted under the Association's disciplinary procedure for notice, hearing and temporary suspension. The effect of termination or rejection may be denial of the privileges of the Association as set forth in the Association's disciplinary procedure.
- D. The name of a member may be changed in the membership records of the Association to reflect a change of name. Such a change shall be made upon submission of documentation (e.g. marriage license, court decree, etc.) reflecting a change of name by said member. If the member desires to have his/her name corrected on registration certificates, the member must submit the original certificate of registration(s). A current membership in the new name is required. (See fee schedule in front of Rule Book for corrected certificate fee)
- E. General privileges and responsibilities of members and non-members are as follows:
 - 1. All members, while in good standing, shall have equal rights, interests and responsibilities with respect to the Association and its property; shall obey and be bound by all By-Laws, Rules and Regulations of the Association and decisions or actions of the Board of Directors or Executive Committee; shall have the right to vote in the APHA Director Election if a regular or life member as of February 1 the year the election is conducted; shall have the right to vote by personal attendance at membership meetings and shall have the right to hold office and committee assignments, except as otherwise limited.
 - 2. In regard to individuals who are non-members, but own American Paint Horses, file registration applications and other documents with the Association, or participate in Association-approved events, by such actions and in regard to such transactions, do thereby agree to be bound by all By-Laws, Rules and Regulations of the Association and decisions and actions of the Board of Directors or Executive Committee.
 - 3. All members and individuals who are non-members, but own American Paint Horses, file registration applications and other documents with the Association, or participate in Association-approved events, by such actions, and in regard to such transactions, do thereby agree that as a part of their relationship with the American Paint Horse As-

sociation, said members and non-members are obligated to submit to any and all APHA-approved Ranch Inspections, and to assist and cooperate fully with all APHA employees and/or designated representatives with regard to said inspection. Ranch Inspections shall include, but not be limited to, a visual inspection of all horses listed with the Association as being owned by the member or non-member. The Association is under no obligation to advise members or non-members of a pending Ranch Inspection. Every member, and non-member, shall cooperate fully with the APHA and its representatives in connection with any ranch inspection or related procedures. Refusal to cooperate, or delays in providing assistance, may be construed as a violation of this Rule and subjects the member, or non-member, to disciplinary action.

- F. A membership fee is not refundable.
- G. A subscription to the *Paint Horse Journal* may be obtained by remitting an additional fee (see fee schedule).
- H. In order for a Paint horse to receive an APHA award, the owner must be an APHA or AjPHA member on the date the award is bestowed. To be eligible to receive the award, the owner may retroactively purchase the required annual membership. Despite owner eligibility, the horse's achievement will be recorded in its permanent record. See Rule SC-160.A., AM-015.A. and YP-005.A.4., regarding exhibitor membership requirements.

Types of Membership

- I. **ANNUAL MEMBERSHIP.** An annual membership consists of a 12-month period beginning with the first day of the month of purchase (based on postmark, postal meters not acceptable), and expiring the last day of the subsequent 12th month. (Example: if membership is postmarked Feb. 20, it expires Jan. 31 of the following year.) An annual fee of forty dollars (\$40) shall be paid for each (12-month) annual membership. Renewal notice to the members shall be sent to their last known address not less than thirty (30) days prior to the end of the 12th month. When an annual membership expires, the membership can be reinstated by simply paying the current year's annual fee.
 - 1. Any member whose membership becomes delinquent can be reinstated by paying the current year's dues. There is no penalty for reinstatement.
 - 2. Regular memberships may be paid in advance in three to five year increments based on the annual membership period. See fee schedule in front of Rule Book.
 - 3. A membership does not include a subscription to the *Paint Horse Journal*.
- J. **LIFE MEMBERSHIP.** A fee of \$500 is required for lifetime membership, but no annual fees are required. A life member is entitled to receive a life membership pin, certificate, and to register or transfer horses, purchase an annual *Paint Horse Journal* subscription, or obtain any other APHA services at the member rate. Life memberships may only be issued to individuals (life memberships cannot be listed to ranch or corporation entities). See GR-020.J.1. regarding transfer of life membership.
 - 1. A life membership is not transferable, but a life membership may be carried in the joint names of husband and wife. If so carried, the name on the membership may be changed by one-time amendment, and the successor of them (spouse's death or divorce) shall be entitled to exclusive life membership to correctly reflect the successor's status. Such request should be accompanied by filing with the As-

sociation a copy of judicial decree, written evidence of death, or written instrument of consent signed by the terminating spouse. (Once amended, the membership cannot be altered under the single name amendment procedure below.)

2. If the life membership is carried in a single person's name, the name of a later spouse may be added by one-time amendment. A life membership amended from the singular to the joint may be amended back to the original life member's name.
3. Life memberships may be purchased on the installment plan upon payment of \$100 down, with payment period not to exceed 12 months. Any life membership for which payment has not been completed within the specified time frame shall forfeit all fees paid to date.
4. The president shall receive a lifetime membership and shall receive all benefits of such membership.

K. LIFETIME MEMBERSHIP. *Any person or entity that is eligible to purchase a regular APHA membership is also eligible to purchase a lifetime membership. A signature authorization must be on file for all legal entities purchasing a lifetime membership. (A form is available free of charge from APHA.) There is a filing fee, see front of rule book under fee schedule.*

1. *The owner(s) as listed on the signature authorization may be disciplined, suspended, fined or expelled from the Association, along with the named legal entity, and one or all may be denied any and all privileges of the Association, if it shall have been established by satisfactory evidence that there has been a violation on the part of the entity, or official representative as designated by the signature authorization, for any By-Law, rule or regulation of the Association. See Rules GR-060, GR-066 and GR-070.*

L. AjPHA MEMBERSHIP: The annual dues for members of the American Junior Paint Horse Association are \$15 each. Junior membership is available to unmarried youths eighteen (18) years of age or younger. A birth date must be submitted to the APHA office at the time of application for membership. A birth certificate may be required to verify age if any question arises. AjPHA membership must be purchased under one individual's name.

1. To establish legal guardianship over a minor, the appropriate legal document must be submitted. Such document must be issued by the appropriate court with jurisdiction over the matter and must be a certified copy that has been recorded. To rescind this document or order, or change the legal guardian, a new order would be required.
2. An AjPHA membership is based on a 12-month period beginning with the month of purchase and expiring the last day of the subsequent 12th month (Example: if membership is postmarked Feb. 20, it expires Jan. 31 of the following year) and does not include a subscription to the *Paint Horse Journal*. Exception: youth memberships automatically expire on December 31 of the year in which the youth is 18 years of age as of January 1. AjPHA membership does not include voting privileges in the APHA except as pertains to Youth matters. An AjPHA member may register horses in his/her name at member rates for the full term of said membership.
3. A 3-year AjPHA membership consists of a 36-month period beginning with the month of purchase (based on postmark, postal meters not acceptable), and expiring the last day of the subsequent 36th month. Exception: youth memberships automatically expire on De-

cember 31 of the year in which the youth is 18 years of age as of January 1. See fee schedule in front of rule book.

- M. **AjPHA j-TERM MEMBERSHIP** (through age 18). Allows youth 18 years of age or under as of January 1, the privilege of membership in the AjPHA. A j-Term membership (see fee schedule) begins with purchase and is valid through December 31 of the year in which the youth is 18 years of age as of January 1. A birth date must be submitted to the APHA office at the time of application for membership. A birth certificate may be required to verify age if any question arises. The AjPHA j-Term member (through age 18) will receive a memento, j-Term membership certificate and the AjPHA newsletter. j-Term members can apply the fee paid for the j-Term toward the adult lifetime membership fee at expiration of the j-Term membership. Such application must be completed within 12 months after the j-Term membership expires. See fee schedule, Rule YP-005 and YP-010.
- N. **MULTI-YEAR MEMBERSHIP**. A multi-year membership consists of a 36-month period beginning with the month of purchase and expiring the last day of the subsequent 36th month, or a 60-month period beginning with the month of purchase and expiring the last day of the subsequent 60th month. (See fee schedule at front of book for 3-year and 5-year fees.)

GR-030. Television and Media Rule

- A. Attendance at an APHA-approved event, in whatever capacity, shall constitute authorization for APHA, its agents, designees, or assigns to photograph, video tape, televise, or record by other means (hereinafter referred to as "photographic material") any person or animal on the premises of an APHA-approved event, and shall further constitute authorization for the use of such person's name, voice and biography, or the name, pedigree and performance record of any animal on the premises (hereinafter referred to as "related information") in conjunction with any photographic material.
- B. The photographic material and related information referred to above may be used in any manner that the APHA, in its sole discretion, determines would be beneficial to promoting the purposes and goals of the APHA; provided, however, that no photographic material or related information will be used in conjunction with the endorsement of any product unless prior written consent is obtained.
- C. Attendance at an APHA-approved event shall further constitute agreement to the terms and conditions outlined above, and shall constitute a waiver and release, without limitation, of any individual television, radio, motion picture, photographic or other similar rights, including right of privacy, any person or animal may have in or to such photographic material or related information when such information is obtained at an APHA-approved event by the APHA, its agents, designees, or assigns.
- D. An APHA member, including a member using APHA data for commercial purposes, has a duty to preserve and protect the pedigree registry/performance records and the property of APHA, including, but not limited to, APHA electronic data made available to members via the APHA Web site or other prearranged consensual access thereto, and the duty to use such data only for the purposes which APHA has granted conditional license. Publication of such data shall carry the following designation: "This information was provided by the American Paint Horse Association from its Official Records."

GR-040. Responsibility

- A. The American Paint Horse Association will not assume the responsibility **for** civil disputes concerning financial **issues**, ownership, health, fertility, soundness, breeding, or any other civil matter.
- B. No person shall refuse a reasonable request to assist the Association, its officers, committees or agents in locating, identifying and inspecting or to answer promptly and truthfully any inquiry concerning an animal or ancestor thereof in his ownership or control, which has been registered or listed, for which application to register or list has been made, or to sign requested documentation. A violation of this rule may be grounds for disciplinary action. In addition, persons who do not return registration certificates when requested, provide information when requested and/or cooperate with DNA testing, shall also be considered to be in violation of this rule and thereby subject to disciplinary action.
- C. In the furtherance of their official duties, all Association representatives shall be treated with courtesy, cooperation and respect and no person shall direct abusive or threatening conduct toward them.
- D. All information furnished the Association as a basis for any action by the Association or any of its officers shall be true and correct. This includes, but is not limited to, registration applications, application for show or race approval, and all information in regard to Association investigation of third parties.
- E. Accuracy of records furnished by the Association, either as hard copy or on-line service, is warranted by the APHA only to the extent of using its best efforts in the compilation thereof and then solely for the benefit of the member or party purchasing the record. Reimbursement of the expense of the record on a showing of material inaccuracy is the sole remedy available to anyone receiving inaccurate information from the Association. Consequential damages are expressly excluded. No warranties, express or implied, arise from records issuance, other than as stated therein, as the purchaser receives this record on an "as is" basis. For absolute accuracy, independent verification must be obtained from the current owner or his predecessor in title to the subject horse.
- F. In all proceedings concerned with or affecting the registrations and records of the Association and in all disciplinary actions, the burden of resolving any doubt as to the true parentage or identification of an animal, or qualification for registration (either by color, type or bloodline) shall be upon the applicant, owner, lessee or other member(s) or non-member(s) involved. The determination, decision or action of the Executive Committee upon all such questions shall be final and binding upon all parties. As the owner has the burden of proof, by failure to present evidence concerning such questions to the Association or at a hearing scheduled to resolve the question, the owner shall be deemed to have waived his right to later present such evidence to a court of law, if he seeks judicial review of the Association's action.
- G. When an exhibitor, owner or trainer is guilty of unsportsmanlike conduct, such person is subject to disciplinary action by the APHA, including but not limited to, fines, probation and/or suspension.

GR-045. Liability

- A. The APHA, its officers, directors, members of committees, inspectors, employees, representatives, and agents will attempt to obtain true and complete information in connection with registration of Paint Horses, transfer of registration certificates, hearing, and all other matters relating to APHA activities. Except for proven intentional wrongdoing, neither

the APHA nor its officers, directors, members of committees, inspectors, employees, representatives nor agents will be liable in any way, whether in damages or otherwise, for issuance of any pedigree certificate, for the transfer of any pedigree certificate, for the cancellation of any pedigree certificate, for the refusal to issue a pedigree certificate, for the issuance of any pedigree statements, for the refusal to transfer any pedigree certificate, for any disciplinary procedure brought against or penalties imposed on any member or any person or for any other activities engaged in, by or on behalf of the American Paint Horse Association.

GR-050. Release of Liability

- A. The APHA and co-sponsoring organizations, if any, shall not be responsible for any personal injury, or for loss or damage to property, occurring at any APHA activity. Each owner, exhibitor, handler, or consignor shall indemnify and hold harmless the APHA, its officers, directors and employees from and against all claims, demands, causes of actions, and expenses of every kind, including attorney's fees, arising out of or related in any manner to the acts or omissions of an owner, exhibitor, handler, or consignor, or the actions of any animal under the care, custody, or control of the owner, exhibitor, handler or consignor. Presentation of signed entry or consignment forms shall be deemed acceptance of the conditions of this rule. In the event an entry or consignment form is not signed or presented, appearance on the grounds or at the sale ring of any APHA activity as an exhibitor, handler, owner, or consignor shall be deemed to be acceptance of the conditions of this rule.
- B. Disclaimer of Responsibility for Safety of Show or Event Participants:
1. Show/event management is responsible for the condition of show/event premises, including arena and exercise areas; the conduct and competence of show/event employees and other representatives; implementation of show activities and events; and all other aspects of an APHA-approved show/ event.
 2. APHA does not assume or accept duty or responsibility for safety at this show/event in regard to participants or any other third parties, or for the horses or other property thereof.
 3. As an express condition of the privilege to participate at an APHA-approved or sponsored show or event, each owner of an American Paint Horse, exhibitor, trainer, participants, assume the risks of participation, and release and discharge APHA, its officers, directors, representatives, and employees, from any and all liability, whenever or however arising, as to personal injury or property damage, occurring as a result of participation in a show/event conducted by the show/event or on the show/event grounds thereof.
 4. Without assuming the affirmative duty to monitor possible physical or mental handicaps of exhibitors, if condition of exhibitors' physical or mental disability comes to the attention of APHA, the individual may be denied participation privileges in APHA-approved events until such time as he or she provides APHA with sufficient information to conclusively establish physical or mental capability to participate, without posing a significant risk to the health or safety of the individual and/or the other exhibitors of the class in which he or she desires to participate. At APHA's sole discretion, the individual may be authorized to use special equipment to enhance physical ability to safely exhibit in APHA-approved or sponsored shows/events. (See Rule SC-160.F)

GR-055. APHA Funds

- A. Any and all fees or monies due the APHA are the property of the APHA

upon collection and shall be turned over to the Association within thirty (30) days of collection. The officers of such club and/or individuals responsible for the collection and disbursement of such funds shall be personally liable and, in addition, subject to the rules pertaining to violations and disciplinary procedures.

- B. Any and all fees or monies due APHA must be paid in U.S. Funds only.

GR-060. Violations

- A. Any member may be suspended and denied privileges of the Association, and any non-member may be denied the privileges of the Association by the Executive Director of the Association, for the failure to pay when due any obligation owing the Association. This includes but is not limited to the *Paint Horse Journal*, or to an approved show, or for giving a worthless check for entry fees, stall fees, office charges, stock charges or any other fees or charges including bank charges for returned checks connected with the exhibition of horses; or for failure to timely file with the Association required annual stallion breeding reports, genetic testing by DNA, stallion listing cards or any related fees. Fifteen (15) days before action by the Executive Director, written notice of the account due or delinquent stallion breeding report and the intention to suspend or withhold privileges of the Association shall be mailed to such member or non-member. Upon suspension by the Executive Director, the name of the member or non-member may be published as soon as practical after the date of suspension. Any suspension and denial of privileges of the Association under this section shall terminate upon full payment of the obligations due the Association or upon filing of the requisite stallion breeding report, listing card and/or filing, listing or late fees due. (GR-070 A.-P. of the disciplinary procedures shall apply.)
- B. To make a formal complaint concerning unsportsmanlike conduct at an APHA-approved show, contest or event, such complaint must be in writing, signed by the complainant and contain the name of the alleged violator and the date, location and nature of the violation. The complaint must be received within sixty (60) days of the date the show, contest or event was held.
1. APHA must provide the alleged violator with notice of any complaint(s) and copies of same.
- C. If it is determined by a court of law that any officer, director, member or appointed official of an approved APHA regional club has misappropriated funds of the club in any manner, that person may be suspended, fined, or denied all privileges of the association.
- D. When any person is guilty of the following: failure to pay when due any obligation owing to the Association; giving a worthless check or otherwise failing to pay for entry fees, stall fees, office charges connected with the exhibition of horses, such person, whether member or non-member, will be subject to disciplinary procedures insofar as practical.
- E. If a member or non-member fraudulently claims or advertises an APHA title, award or points prior to the title, award or points being officially awarded or recorded by APHA, or uses a title other than the official title of the award as specified by APHA rules, the registration certificate may be revoked permanently and the owner of record may be subject to disciplinary action.
- F. Every member and every non-member who violates in any manner the Constitution, By-Laws or Rules and Regulations of the Association; whose practices in the breeding of Paint Horses or in supplying information for the Association's records; or whose conduct has endangered or may endanger the good order, welfare or credit of the Association; or

who is convicted in a court of law for cruelty to animals and upon submission of certified evidence of such conviction from any court, may be censured, suspended or, in the case of a member, expelled from membership in the Association and denied all privileges of the Association, including, without limitation of the generality of the foregoing, the privilege of registrations or change in ownership of Paint Horses on the records of the Association by the Executive Committee.

- G. Ownership of an issued registration certificate remains with the Association. Such registration certificate is issued in reliance upon the information provided on the written application submitted and attested by the owner at the time of foaling; and upon the express condition that the Association has the privilege to correct and/or cancel the certificate for cause under its rules and regulations. No person shall refuse an Association request for the return of a registration certificate, either before, after or pending hearing to determine registration participation privilege in Association-approved events. The Association may retain possession of a certificate pending resolution of the matter for which the return of the certificate was requested. (See Rule RG-170.C.)
- H. An owner or lessee may be subject to disciplinary action if his/her horse and third party, i.e. trainer/exhibitor, is found guilty of a repeat offense.
- I. APHA may accept suspension rulings pertaining to cruel or inhumane treatment of horses from other recognized equine-related associations and state racing commissions; the effect of which is to automatically suspend the individual from APHA membership privileges for a length of time equal to the initial suspension period. (See list of recognized associations on the APHA web site at www.apha.com.)

GR-065. Fraudulent Practices

- A. No person shall represent any animal owned or managed by him to be registered unless the same be registered in the official stud book.
- B. No person, firm or corporation shall issue, sell, exchange, give away or receive, or offer to do any thereof, any false or fraudulent certificate representing same to be a genuine official certificate issued by the Association.
- C. No person shall advertise, or enter in any Paint horse event or competition any animal registered or listed with the Association by a name other than that by which it is registered or listed.
- D. No change in or alteration of a certificate of registration or listing or identification required by the Association shall be made except by the Association or its official representative upon proper showing of the necessity for such change or alteration by reason of change in color or markings, mistake or the like; nor shall any person display or advertise or have in his possession any such certificate, including but not limited to the original certificate issued, a duplicate certificate issued, a photocopy, a scanned copy or image that has been changed or altered otherwise, other than by the Association or on its authority.
- E. No person shall alter in any way, change or attempt to hide or alter the natural markings of a horse, by surgery, dye or in any other manner. See also SC-080.A., regarding any alteration of a horse's natural conformation or appearance.
- F. No person shall represent as a registered American Paint Horse any horse other than the horse for which said certificate was issued.
- G. No person shall bribe, or attempt to bribe, an APHA representative, APHA-approved judge, or any other official of an APHA-approved event.
- H. Conduct prohibited as described in GR-066.

GR-066. Unsportsmanlike Conduct

- A. Conduct by APHA members, non-members, exhibitors, trainers, owners, owner's representatives, spectators, and all other persons present on the show grounds or in show facilities, events where the APHA has approved or sponsored the event, the event is held in conjunction with an APHA-approved event or APHA has sponsored added money or awards, shall be orderly, responsible, sportsmanlike and humane in the treatment of horses, such as to promote the implementation of the show or event and promote fair competition.
1. Unsportsmanlike or irresponsible conduct or any other form of misconduct, that is illegal, indecent, profane, intimidating, threatening, harassing, or abusive is prohibited, as is the inhumane treatment of horses.
 2. Further, Show Management may immediately expel offenders from show grounds or show facilities in order to preserve the decorum of the show and shall file a written report with APHA concerning the transaction.

GR-070. Disciplinary Procedure

- A. Any member may be disciplined, suspended, fined or expelled from the Association, and any member or non-member may be denied any and all privileges of the Association, or any registration certificate may be canceled whenever it shall have been established by satisfactory evidence that such member or non-member has violated any By-law, rule, or regulation of the Association. See Article IX and Rule SC-120.D.
- B. The Executive Director, his staff, and designees shall have sole authority to investigate possible or alleged violations of any by-law, rule, or regulation of the Association. Violations alleged or that can be verified by credible testing or complaints against any member may be initiated in any of the following manners:
1. A written complaint, signed and dated. The individual filing the complaint must be prepared for full disclosure of the complaint to the party (parties) concerned in the complaint and must be prepared to appear at a hearing if deemed necessary.
 2. The Executive Director and/or the Executive Committee, upon learning of or acquiring information about a potential violation by any means, may institute a complaint/investigation against any member or non-member. Any member (person) involved in the complaint as a potential witness must appear (either in person or via teleconference) at a hearing if deemed necessary.
- C. When it is determined that there is sufficient cause for a hearing, the person charged with any alleged violation shall be given not less than twenty-one (21) days' notice of a time and place for hearing such allegations by the Executive Committee, at which time and place he shall have the opportunity, in person or by counsel, to be heard and to present evidence in his own behalf, and to hear and receive evidence offered against him.
1. The Executive Director shall have the authority to schedule a disciplinary hearing when he determines there is sufficient cause for a hearing. Additionally, a disciplinary hearing shall be held if it is requested by two members of the Executive Committee or by the President.
 2. Four members of the Executive Committee shall constitute a quorum for purposes of disciplinary hearing.
 3. Testimony may be taken at a hearing via telephone. Any person desiring to present testimony via telephone should notify all involved persons in writing, at least five (5) days prior to the scheduled hearing. This notice should contain the name, address and telephone

number of each person who will testify via telephone. This provision is not intended to limit or preclude other appropriate procedures for offering testimony or evidence at hearings.

4. No continuance shall be granted unless requested in writing at least seven (7) days prior to the hearing, and good cause is shown. A continuance shall be granted or denied at the sole discretion of the President.
 5. The decision and action of the Executive Committee shall be final and binding on all parties.
- D. In regard to any violation of Show and Contest Rules, as a part of its disciplinary action, the Executive Committee may revoke participation privileges in all APHA-approved events for determined or indefinite period, assess a fine (see E. and F. below); and may deny access to presence on show grounds.
- E. Pending final hearing by the Executive Committee or such other appropriate committee, the Executive Director may, by giving written notice of his action:
1. Temporarily suspend such member, the effect of which shall be to deny him further Association privileges until the Executive Committee can hear the matter and take the appropriate disciplinary action; and
 2. Temporarily suspend the registration of the horse in question, and upon Association request, the owner shall return the registration certificate to the Executive Director, pending final determination of its validity, the effect of which shall be to suspend participation privileges in Association-approved events.
 3. See also SC-085.L., regarding temporary show suspensions.
- F. On or after such time as any person has been denied participation privileges in APHA-approved events, but that his membership privileges are not effected, the following restrictions shall apply:
1. That person shall not be eligible to participate in any APHA-approved event or in events where APHA has sponsorship of added money or awards are given.
 2. That person shall not be eligible to hold approved judges credentials, or serve as an APHA officer, Executive Committee member or serve on the Board of Directors, or hold any other Association accreditation:
 3. Horses which are recorded in the name of such person or owned in whole or in part by such person, are not eligible to participate in any APHA-approved event:
 4. During the period of denial of Association privileges failure to comply with these restrictions and any other express conditions or restrictions of said disciplinary actions may constitute grounds for further disciplinary action.
- G. When a member is disciplined, suspended, expelled or fined, or a non-member is denied membership privileges, or when a member or non-member is temporarily suspended by the Executive Director, pending hearing, the name and address of such member or non-member may be published in the *Paint Horse Journal* and/or published utilizing electronic media.
- H. See SC-085.L. for additional provisions.
- I. PROBATION.
1. Probation means that a person's conduct and actions with respect to all APHA activities are subject to strict review during the period of probation. A person who violates an APHA by-law, rule or regulation while on probation is subject to more severe disciplinary action than might otherwise be the case.

2. A person on probation is not a member in good standing with the APHA, and may not serve as an officer or director of the APHA while on probation.
- J. In the event any disciplinary action is taken against a member or non-member, publication of the action shall be made as soon as practical in the *Paint Horse Journal* and on the APHA web site. Said publication shall include rule number violated for disciplinary action to have been assessed.
- K. From date any person has been suspended, expelled or denied further Association privileges, in addition to other provisions of this handbook or policy of the Association, the following restrictions shall apply until reinstatement:
 1. That person shall not participate, and shall be ineligible to participate, in any APHA-approved event. Nor shall such person be eligible to hold approved judge's credentials and may not serve as an officer, Executive Committee member or director of the APHA while on suspension, or hold any other Association accreditation.
 2. That person or spouse shall not register or lease any horse with the Association, or transfer registered horses into his or her name or that of a spouse or minor child under the age of eighteen (18) living in the same household.
 3. No checks, money orders, cash or credit cards of any kind will be accepted from the suspended individual, spouse or minor child under the age of eighteen (18) living in the same household, for Association transactions during the period of suspension. Exception: Any form of payment may be accepted for the purpose of paying fines or fees associated with removal from suspension or transferring horses out of the suspended party's ownership unless that party is on a collected funds status.
 4. No horse shall be registered which is either sired by a stallion or out of a mare owned by such person or spouse where the breeding date is shown to be on or subsequent to the date of disciplinary action; provided, however, when a suspension arises out of the failure to pay any financial obligation owing to the Association, or the failure to file a stallion breeding report, the Executive Committee may approve the registration requests upon the payment of all money due and owing the Association or filing all the delinquent stallion breeding reports, together with any additional fee that may be required for such registrations. Additionally, the Executive Committee may permit the registration of horses resulting from breedings occurring during a period of suspension when it determines that a third party will be unjustly penalized if such registration is not permitted.
 5. No horse which is registered in the name of such person or spouse is eligible to participate in any event approved or recognized by the Association, such as shows or races.
 6. Signatures:
 - a. The Association shall not accept the signature of such person, nor such person's spouse, nor that of such person's children under the age of eighteen (18), living in the same household, on any breeder's certificates, or stallion breeding reports, evidencing breeding taking place on or after the date of suspension.
 - b. The signatures of the suspended person and that person's spouse will be honored on transfer reports for the purpose of

allowing such disciplined person or spouse to transfer horses recorded in his or her ownership at the time of the disciplinary action.

7. Advertising:

- a. No person on suspension, or any non-member who has been denied privileges, nor that person's spouse, may advertise in the *Paint Horse Journal* during the period of his suspension, nor may that person's name, logo or ranch name, nor that of his spouse, or such persons' children under the age of eighteen (18) living in the same household, appear in any advertisements or print media, regardless of person placing the advertisement, in the *Paint Horse Journal* during the period of suspension.
- b. If publication deadlines or other factors make it impractical to stop advertising that is in violation of Rule GR-070.K.7.a. this advertising will be terminated as soon as possible.

8. If the disciplinary action taken against a member, or non-member, includes denial of access or presence on show grounds, the member, or non-member, shall refrain from entry or presence on show grounds during any APHA-approved show during the term of suspension.

L. During the period of expulsion, suspension or denial of Association privileges, failure to comply with these restrictions and any other express conditions or restrictions of said disciplinary action may constitute grounds for further disciplinary action.

M. Written leases filed with the APHA office, prior to date of suspension, covering horses owned by the suspended member shall be valid, and the signature of the lessee shall be accepted during the time of such lease but for no renewal thereof. Suspended members may not record leases into or out of their ownership while membership privileges are denied.

N. The provision of the disciplinary rules which pertains to notice and hearing procedure shall also apply to hearings regarding registration issues and other non-disciplinary matters.

O. The Association has adopted the following provision for the mutual benefit of members and with the intention of reducing the Association's litigation expenses, which expenses would ultimately be borne by members and non-members participating in Association activities. Every member, by joining the Association, or non-member, by purchasing American Paint Horses, filing a registration application or other documents with the Association, or participating in Association-approved events, does thereby agree as follows:

1. If unsuccessful in an attempt to overturn Association decisions, actions, rules or regulations, to reimburse the Association for its reasonable attorney's fees, court costs and other expenses in defense of such suit; and,
2. That he will not commence any action, whether in law or equity, against the Association in any courts other than those federal and state courts located in Tarrant County, Texas.

General Notice Procedure:

P. Notice required by these rules and regulations may be served by delivering a copy of the notice to the person to be served, or his attorney, either in person or by mail, postage prepaid, to his last known address

as it appears on the Association's records, and upon mailing, such notice shall be deemed received by such person when it is deposited in the United States mail.

GR-071. Facsimile Transmissions (FAX)

- A. APHA's staff is authorized, but not required, to accept a facsimile transmission "fax" of an original document, when in the opinion of the staff representative, the sender is (1) the authorized party executing the document, or (2) a party having substantial interest in the subject horse, has obtained the original document from the authorized person, and so verifies the genuineness of the document in the sender's possession to the satisfaction of the staff representative.

Registration

RG-000. Rules and Regulations of Registration

The following Rules and Regulations shall become effective January 1, of the current year, and thereupon all Rules and Regulations and parts thereof, heretofore in force, are hereby repealed.

SPECIAL NOTICE: APPLICANTS ARE RESPONSIBLE FOR KNOWLEDGE OF ALL REGISTRATION RULES AND REGULATIONS

RG-010. The Stud Book

- A. On June 3, 1965, the American Paint Stock Horse Association and the American Paint Quarter Horse Association consolidated to form the AMERICAN PAINT HORSE ASSOCIATION.
- B. All animals registered in the APSHA & APQHA registry shall retain their respective names and numbers as shown therein and shall be henceforth recognized in the official APHA Stud Book.
- C. The Stud Book shall consist of the following registries, with each Registry having its own qualifications, eligibility and restrictions: Regular Registry, Solid Paint-Bred Registry/Breeding Stock, Breeding Stock Registry, Identification Status Registry, Historical Appendix Registry, and International Appendix Registry.

RG-015. Bloodline Requirement

- A. As of January 1, 1980, all horses for which applications of registration are submitted must have both sire and dam registered in the APHA, APQHA, APSHA, the American Quarter Horse Association, the Jockey Club or any international Thoroughbred Registry recognized by the Jockey Club.
- B. AQHA Appendix and AQHA numbered stallions and mares shall have the same status for registration of Paint foals. Applications for the registration of horses out of Thoroughbred, AQHA numbered and AQHA Appendix mares must be accompanied by a photostatic copy of the dam's registration certificate (both front and back) for verification of bloodlines and ownership. An enrollment fee is required if the foal is the mare's first registered Paint Horse foal. (See Rule RG-055.C.4.)

RG-020. The Registries

A. Regular Registry.

- 1. *All horses registered in the Regular Registry will be identified by a permanent registration number. The Regular Registry shall include:*
 - a. *All Paint stallions, mares and geldings which meet the requirements of rule RG-015 and the color requirement of RG-070.A-E or F.*
 - b. *All Paint stallions, mares and geldings two years of age or older which have met the advancement requirements of Rule RG060F. 1989 Rule Book and the color requirements of RG-070A-G.*
 - c. *All horses resulting from the breeding of two Quarter Horses or a Quarter Horse and a Thoroughbred or two Thoroughbreds must be parentage verified using DNA genetic testing prior to registration in the Regular Registry.*
 - 1. *If the horse being registered is a descendant of the AQHA stallion, Impressive, HYPP testing may be required prior to registration. Exception: If the parent that is a descendant of Impressive has been genetically tested (HYPP N/N), to prove that he/she does not carry the condition, testing will not be required. Any horse testing homozygous positive for HYPP*

(H/H) will not be eligible for registration with APHA.

B. Solid Paint-Bred Registry.

1. The solid Paint-Bred Registry is provided to record the pedigree of all stallions and mares and geldings not meeting the color requirements (RG-070) of the Regular Registry. The following horses will be listed in the regular Stud Book of the Association as solid Paint-Bred Horses.
 - a. Resultant solid color foals from two registered Paint Horses.
 - b. Resultant solid color foals from a Paint Horse registered in the American Paint Horse Association and a Quarter Horse registered in the American Quarter Horse Association or a Thoroughbred registered in the Jockey Club or any international Thoroughbred Registry recognized by the Jockey Club.
 - c. All horses registered prior to January 1, 2006 resulting from the breeding of two Quarter Horses or a Quarter Horse and a Thoroughbred or two Thoroughbreds that are ineligible for registration with their respective breed registry will remain classified as Breeding Stock/Identification Status.
2. Horses registered in the solid Paint-Bred/Breeding Stock Registry are restricted from competition with Regular Registry horses and do not have the same privileges as horses registered in the Regular Registry. See Rules SC-165. and RA-000.D. for restrictions.

C. Identification Status.

1. Solid colored geldings previously registered as stallions in the Breeding Stock registry (that do not have at least one Paint parent) will be accepted for identification status upon the surrender of the Breeding Stock certificate of registration and written notice of date of castration.

D. International Appendix Registry. Appendix registration indicates an intent to use a stallion or mare in a breeding program designed to produce offspring eligible for registration with full APHA privileges. Registration of a gelding in the appendix registry would be for performance purposes only.

1. A horse is not eligible for registration if it has a parrot mouth, has a mono or cryptorchid condition or demonstrates the traits of another breed (i.e. Appaloosa, draft, dwarf, gaited, etc.)
2. Application for registration of horses that are domiciled in an international country that operates a recognized studbook registry must first apply for registration with the respective registry. Recognized studbook registries (IR) are those that operate their own studbook, have bloodlines and breed restrictions consistent with those adopted by the American Paint Horse Association (APHA), and maintain accurate and appropriate documentation and records. Recognition is at the discretion of APHA.
 - a. Prior to applying for registration, the horse's owner must make application and obtain a registration certificate through the IR in the country in which he resides and supply APHA with a copy of the completed certificate and all required proof of breeding and identification.
3. Application for registration of horses that are domiciled in an international country that does not have an recognized studbook registry, may apply for registration directly into the international appendix registry. Such horse to be registered must have at least one APHA registered parent (Regular Registry, Solid paintier, or Breeding Stock). The APHA registered sire or dam must be verified through approved APHA DNA genetic testing.

4. **INTERNATIONAL APPENDIX DESIGNATION.** *Horses registered in the international appendix registry are granted the appropriate level of appendix designation based upon the APHA approved bloodlines within their pedigree.*
5. **CHANGES IN OWNERSHIP.** *If the ownership of an International Appendix registered horse changes, a properly completed and signed transfer form must be submitted along with the original certificate and the appropriate fee (see fee schedule at the front of the rulebook). If the horse is also registered with an International Registry (IR), a copy of IR certificate showing that the change of ownership has been made in the IR office must also be submitted prior to completion of the ownership change in APHA offices.*

RG-023. Horses Not Eligible for Registration

- A. Deceased horses.
- B. Horses showing the characteristics or distinguishing qualities of any other breed are subject to removal from or rejection of registration, or denial/removal of listing or enrollment in this Association.
- C. Horses produced by any cloning process are not eligible for registration. Cloning is defined as any method by which the genetic material of an unfertilized egg or an embryo is removed, replaced by genetic material taken from another organism, added to genetic material from another organism or otherwise modified by any means in order to produce a live foal.

RG-025. Fees - U.S. Funds Only

- A. All fees are based on date postmarked (postal meters not accepted).
- B. **Registration rates for APHA members and non-members**, in addition to miscellaneous fees for processing various requests, are listed in the front of this rule book.**

** A membership fee may be paid when transactions are submitted. If not, a non-member fee will be assessed.

C. PROCESSING FEE

1. When application for registration is received, researched and/or processed by the Registration Department and then a request is received to cancel and refund or credit the registration fee, an office processing charge will be withheld from the requested refund (see fee schedule). **NOTE: THE OFFICE PROCESSING FEE FOR EACH REGISTRATION FEE IS NON-REFUNDABLE (SEE FEE SCHEDULE AT FRONT OF THE RULE BOOK).**
2. A processing fee will be charged on all other registration work that is not processed to completion.

D. RUSH FEES

1. Rush work will be determined as any registration papers or work processed in less than four weeks, (20 working days) from the date they are received by the Association office. A rush fee for **each** registration application or work, in addition to the regular fees, must accompany the application or work. A rush fee is **not refundable** in the event that a registration certificate or work requested is not issued due to circumstances beyond the control of the Association. Requests For rush service must be clearly identified on the outside of the envelope as "RUSH" and contact/ mailing information, including day-time telephone number, must be included with the request.
2. All fees on rush work must be paid by certified check, money order or credit card. Processing time for rush registrations is a minimum of ten (10) working days; for rush transfers a minimum of five (5)

working days; and for miscellaneous work (i.e., duplicate certificates, color changes, status changes, etc.) a minimum of ten (10) working days based on date received by the APHA office. Free priority return mail or faxed copy of certificate is included (see fee schedule in front of book).

E. COMPUTER FLAGGING FEE

APHA may charge a fee for requests to place notes, comments, etc., in the APHA computer regarding a particular horse or file. (See fee schedule at front of the rule book.)

RG-030. Membership

- A. The recorded owner of the dam at time of foaling (OTF), when applying for the registration of a horse, must have a membership in the exact same name, partnership name or corporate name (accompanied by the signature of the authorized agent) as it is to appear on the application(s) for registration, or a NON-MEMBER fee will be charged. Membership name may not exceed 30 characters (letters and spaces). EXCEPTION: If the horse is to be registered to any other name than the owner of the dam at time of foaling (OTF), the signed application must be accompanied by a signed transfer report and transfer fee and the BUYER listed on the transfer report must be a member or a NON-MEMBER fee will be charged (see Rule RG-135.).
1. If a registered horse's ownership is to be transferred, the new owner (buyer) must have a current membership in the same exact name, or a non-member fee will be charged.

RG-035. Signature Authorization

- A. When an animal is owned by a company, ranch, farm, club, corporation, university or school, or partnership (of related or unrelated persons), this Association must have an authorization form on file to indicate who may sign documents for that entity. Written authorization is also required when an individual owner appoints another individual to sign in his or her behalf. (Authorization forms are available upon request from the APHA office.) (See fee schedule in front of the Rule Book for filing fee.)
- B. When a horse is placed in a minor's name, the minor's signature will be required on all transactions related to the horse. The signature of a parent or legal guardian will not be accepted by the Association unless a signature authorization, power of attorney or other appropriate legal document is on file with the APHA. Such documentation should include the birth certificate showing the minor's birthdate and a statement or legal document from the parent or legal guardian attesting that he/she may also be signing on behalf of the minor.
1. To establish legal guardianship over a minor, the appropriate legal document must be submitted. Such document must be issued by the appropriate court with jurisdiction over the matter and must be a certified copy that has been recorded. To rescind this document or order, or change the legal guardian, a new order would be required. See Rule GR-020.K.1
- C. **Syndications.** When a horse is placed in a syndicate name, a signature authorization must also be placed on file showing all partners, owners or shareholders of the syndicate, including name, address and signature. These may be attached to the signature authorization form available from the APHA office. By signing the attachment to the form, all syndicate partners agree to the listed individual/entity specified as syndicate manager. Said syndicate manager may authorize other individuals to sign all

or some of the documents listed. If the syndicate manager changes APHA must promptly be notified. All the syndicate partners must sign a new signature authorization indicating the new syndicate manager. Upon receipt of the new form, all prior authorizations will end as of the receipt date of the new form in the APHA office; however, signatures of prior authorized individuals will still be valid for the period of time they were authorized, regardless of the receipt date of the signed document.

- D. When the recorded owner of an animal is deceased, the Association or representative must have legal documentation on file appointing the agent or representative for the estate (Letters of Testamentary, Letters of Administration, etc.) and bearing the original certificate or seal of the clerk of the probate court. In the event there was no formal probate of the estate, an Affidavit of Heirship must be completed by the heirs and notarized. (Affidavit of Heirship forms are available at the APHA office upon request at no charge.)
- E. Authorization of agent may be canceled by written notification signed by record owner or recorded lessee. Such termination of authorization will take effect on date received by Association office.
- F. When an authorization is granted by a lessee, that authorization will remain in effect until the date that the cancellation of the authorization or termination of lease is received in the Association office.
- G. Affidavits of Heirship. In the event there is no formal probate of a person's will or estate, this form is available from the APHA upon request at no charge. It must be signed in the presence of a Notary Public by all heirs and submitted with a certified copy of the death certificate and will. If an owner of record dies intestate, then an Affidavit of Heirship will be accepted if it is signed by all of the deceased's statutory heirs and is accompanied by a copy of the statute identifying such statutory heirs. Affidavits of Heirship shall also specify which person, or persons, the heirs authorize to sign on behalf of the deceased owner.

RG-040. Registration Review Committee

- A. The Registration Review Committee shall consist of three or more persons appointed by the Executive Director. This committee shall be responsible for considering registration applications or questions referred to it by the Registration Department.

RG-045. Registration Decisions

- A. In all proceedings concerned with or affecting the registration and records of the Association, and in all disciplinary actions, the burden of resolving any doubt as to the true parentage or identification of an animal shall be upon the applicant, owner, lessee or other member or members involved, and the determination, decision and action of the Executive Committee upon all such questions shall be final and binding upon all parties.
- B. In the case of any doubt regarding the true parentage or identification of an animal, the Association, in its sole discretion, shall determine what procedures or documents are necessary to clarify the parentage or identification of the animal in question.
- C. In the case of any doubt regarding the true parentage or identification of an animal, presence of an Association observer at the time blood/DNA may be obtained is required, and taking into consideration the results of each test and such other information as may be available, the Executive Committee may authorize such corrections in the records as may be determined to be necessary or appropriate.
- D. In all cases where a horse has a Paint (APHA) registration number and a registration number with another breed, the Paint (APHA) registration

number shall be used on all documents. See Rule RG-105.B. for AQHA and Thoroughbred stallion listing requirements. A breeder's certificate must be furnished. See RG-100. for details and exceptions.

- E. AQHA Appendix and AQHA numbered stallions and mares shall have the same status for registration of Paint foals. Applications for the registration of horses out of Thoroughbred, AQHA numbered and AQHA Appendix mares must be accompanied by a photostatic copy of the dam's registration certificate (both front and back) for verification of bloodlines and ownership. See Rule RG-055.C.4.

RG-050. General Procedures for Handling Registration Applications

- A. When an application for registration is received from any person(s) or business entity (hereafter applicant), the application shall be referred to the registration department. The registration department shall review the application and may take the following action:
1. Approve the application for registration.
 2. Request additional information and delay further action until the information is received.
 3. Refer the application to the Registration Review Committee if it appears that the registration application may not be approved for any reason.
- B. If the application is referred to the Registration Review Committee (see Rule RG-040.), the Registration Review Committee will review the request for registration and may take the following action:
1. Approve the application for registration.
 2. Request additional information and/or offer the opportunity of a field inspection, when appropriate, and delay further action until the information is received or the field inspection is completed. (See Rule RG-080. for inspection procedures.)
 3. Notify the applicant that it appears the horse may not be eligible for registration, specifying the reasons, and offer the applicant an opportunity to have a hearing.
 4. If photographs submitted with the registration do not clearly establish the horse's eligibility for the Regular Registry, APHA will register it in the Solid Paint-Bred Registry until such time owner requests a status change. A status change will be offered free of charge for the initial 12 months after the date of registration. If the status is ultimately changed, any difference in registration fees must be paid. After 12 months, a status change fee will apply (see Rule RG-075.) See fee schedule in front of Rule Book.
- C. If the applicant desires a hearing, the Executive Committee will schedule a hearing to consider the application for registration.

RG-055. General Registration Responsibilities and Requirements

- A. RESPONSIBILITIES
1. The recorded owner of the dam at time of foaling (OTF) is responsible for the registration of the foal and will be listed on the registration application and the certificate of registration as the first owner of the foal.
 2. On a registration application, the Association shall recognize the signature of any one of the joint owners of an animal if such owner is named on the dam's current registration certificate.
 3. Additionally, the Association shall recognize the signature of any partner when a partnership is a recorded owner of the dam. If such

recognition is not to be permitted or is to be limited otherwise, the joint owners or partnership shall so advise APHA in writing. See Rule RG-035.

4. One of the recorded owner(s) of the dam at time of foaling must actually sign the registration application blank and will be held responsible for the documentation supplied to register the foal in question. The original owner (or recorded lessee) must have a valid membership for the year in which the application is submitted or a non-member fee will be required.
- B. If registrations or transfers are to be obtained, applicant must apply for the membership in exactly the same name that the registrations or transfers are to be recorded: either the desired name of the individual, the exact name of a partnership, or the corporate name (with partnership or corporate names accompanied by the signature of the authorized agent as it is to appear on the applications for registration, transfer, stallion listing card, etc. Note: Signature authorization must be on file in the APHA office, see Rule RG-035).
- C. **REQUIREMENTS:** To register a horse with the American Paint Horse Association, the recorded owner of the foal's dam at the time of foaling shall submit a registration application completed and properly signed, a completed and signed breeder's certificate, the correct registration fees and the required photographs. (See Rule RG-065.) If an application is submitted and the required photographs and fees do not accompany the application, the application may not be processed until the lacking fees or photographs have been submitted. Fees charged will then be based upon the new postmark date (postal meters not accepted). Required photographs shall include those requested in Rule RG-065. Documentation by physical evidence that the horse meets the color requirements for the Regular Registry (See Rule RG-070.) must be supplied. Such evidence shall include, but not be limited to, photographs which indicate the size of the potential qualifying area and the color of the pigmentation beneath the qualifying area.
1. The application shall be complete in all respects including breeding and signatures. **The burden of proof in all matters is the responsibility of the applicant and all correspondence for additional information will be initially directed to the applicant.**
 2. Each registration application must be completed and signed by the owner of the dam at the time of foaling, by the dam's lessee (if record of the lease is on file with the APHA), or by a person authorized to sign for the owner or lessee (if record of the authorization is on file with the APHA) in order for the foal to be eligible for registration.
 3. If the sire of the foal being registered is a numbered Quarter Horse, an Appendix Quarter Horse or a Thoroughbred recognized by the Jockey Club, a stallion listing is required which shall include a photostatic copy of the registration papers (both back and front, showing ownership), a left and right sideview photograph of the horse, a stallion listing card completed and signed by the owner of the sire at the time of service to show correct ownership and the listing fee (see Rule RG-105. and the fee schedule at front of the rule book).
 - a. Stallions showing the characteristics or distinguishing qualities of any ineligible breed are subject to removal from or rejection of listing.
 4. If the dam of the foal to be registered is a Quarter Horse, an Appendix Quarter Horse or a Thoroughbred recognized by the Jockey Club, a photostatic copy of the registration papers (both back and front, showing ownership) must be submitted along with a left and right sideview

photograph of the mare. An enrollment fee (see fee schedule at front of rule book) must be submitted if the foal is the mare's first registered Paint foal.

- a. Mares showing the characteristics or distinguishing qualities of any ineligible breed are subject to removal from or rejection of enrollment.

RG-060. Age Computation

- A. The age of a horse is computed by the calendar year starting on January 1 of the year foaled. A horse is a weanling during the calendar year in which it is foaled; it is a yearling during the first calendar year following its foaling date, regardless of the time of year foaled.
- B. When according to the Association's records, a horse has lived twenty-five years past January 1 of its foaling year, and if there is no evidence of activity (showing, breeding, etc.) for a period of three (3) years, it will be presumed dead and its registration file will be automatically marked as dead. The horse is then ineligible for registration of its offspring foaled after that date or for participation in APHA approved events. If the horse has not actually died, and its owner wishes to reinstate its registration certificate, the owner may contact the Association and provide satisfactory evidence that the horse is alive, which the owner will be required to do on an annual basis.
- C. Tooth Examination. A horse is not eligible to participate in APHA-approved events if its age as determined by Examination of its teeth does not correspond to the age shown on its registration certificate. Such determination by tooth examination to be made in accordance with the current Official Guide for Determining the Age of the Horse as adopted by the American Association of Equine Practitioners.
 1. Every exhibitor, owner or trainer shall, on request by APHA, a show manager or racing steward, permit such examination to be made by a representative of the Association and/or a licensed veterinarian. Refusal to comply with such request shall constitute grounds for immediate disqualification of the animal from the APHA event in progress and all other APHA-approved events shall constitute grounds for suspension of Association membership.
 2. Should such examination show the animal's age does not correspond to the foaling date shown on its registration certificate, such examination shall constitute sufficient evidence that the animal's age shown on its registration certificate is erroneous. The animal automatically shall be suspended from participating in the APHA event in progress and any future events eligible for approval by the Association, pending a hearing before the Executive Committee.
 3. The exhibitor, owner or trainer shall, on request by APHA, a show manager or racing steward, deliver the animal's registration certificate to the requesting party, who shall immediately forward the certificate and affidavits from the person or persons making such examination and findings to the Executive Director of the Association.
 4. At a time and place designated by the Executive Committee, a hearing will be held at which time the animal's recorded owner and/or breeder shall provide evidence to substantiate the foaling date shown on the registration certificate. In the absence of substantial evidence to the contrary, the Executive Committee of the Association may cancel the animal's registration and take appropriate action against the person or persons involved.
 5. If the pedigree is substantiated, but the age discrepancy remains unresolved, the Executive Committee may direct an appropriate notation

be made on the certificate to allow the horse to be used for breeding purposes, but prohibiting its participation in approved events.

- D. Parentage Verification. Any horse to be registered which is ten (10) years of age or older must be parentage verified. If either the sire or dam is not available for testing, and a genetic type cannot be derived through derivations or mitochondrial DNA testing, then the aged horse is not eligible for registration.

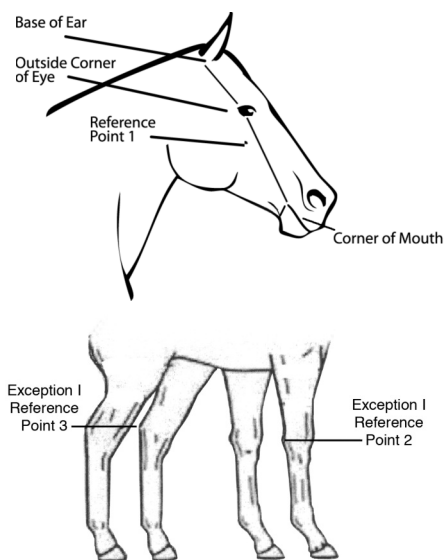
RG-065. Photograph Requirements

- A. All applications for registration must be accompanied (see Rule RG-055.C.) by four clear photographs, one showing each side of the horse, one showing the front view of the horse, and one showing the rear view of the horse. Pictures will be kept permanently on file. Good, clear color pictures are preferred. Do not trim photos. Polaroid and digital photographs may be accepted but are not recommended. Unprocessed film or disks will not be accepted for registration purposes. If used, polaroid pictures should be properly coated to prevent fading and be free of trash and debris. Polaroid pictures should not be mounted. Maximum size of photos preferred is not to exceed 4 x 6 inches.
- B. Stand approximately 15 feet away from the horse when taking photos so that the entire horse image is clearly visible in the photo.
- C. If the "natural Paint marking" that is believed to qualify the animal for the Regular Registry is of minimal size or is not clearly visible in the four basic photographs, additional pictures must be submitted.
 - 1. The additional pictures should be of good quality (clear and in focus). 35mm photographs are recommended as Polaroid pictures often lack the clarity needed. Digital photos may not be accepted for determining registration eligibility.
 - 2. Care should be taken that the photographs clearly show all white markings, that the area to be photographed is clean, and that the potential qualifying area is clearly visible. It may be necessary to clip any excess long hair from the area. Do not shave the area.
 - 3. The additional photographs submitted should include the following:
 - a. One photograph, taken as close to the potential qualifying area as possible, but to include the entire potential qualifying area.
 - b. One photograph with the ruler held beside the potential qualifying area for size comparison. Be certain the size calibrations are clearly visible and the ruler is held in such a manner that it does not block the view of the potential qualifying area. The photograph is to be taken so the potential qualifying area and the ruler are clearly visible. The outside perimeter of the potential qualifying area should be clearly definable.
 - c. The last photograph taken should clearly show the unpigmented skin under the potential qualifying area. It may be necessary to clip part of the potential qualifying area with surgical blades or to shave the area so that the unpigmented skin is visible. If the hair coat on the potential qualifying area is short, wetting the area may aid in making the unpigmented skin visible. **Under no circumstance should this photograph be taken first.** Closely clipping or shaving the potential qualifying area will eliminate all definition of the area and make it impossible to procure the other required photographs.
- D. Four pictures are required on solid Paint-Bred applications for identification purposes. (Refer to RG-065. A. for specific photograph requirements.)

RG-070. Color Requirements

- A. A horse meeting bloodline requirements outlined in Rule RG-015. must have a definite “natural Paint marking”.
- B. For the purpose of this rule, the term “natural Paint marking” shall mean a predominant hair coat color with at least one contrasting area of solid white hair of the required size with some underlying unpigmented skin present on the horse at the time of its birth. This solid white area must be in the prescribed zone depicted in the illustration below. In the event the horse has a predominantly white hair coat, the term “natural Paint marking” shall mean at least one contrasting area of the required size of colored hair with some underlying pigmented skin present on the horse at the time of its birth. This colored area must be in the prescribed zone depicted in the illustration below.
- C. The “natural Paint marking” as described in B above must extend more than two-inches (2”) and be in the prescribed zone depicted in the illustration below.

Figure A




- D. The “natural Paint markings” on a horse with both parents registered as described in Rule RG-015. may be anywhere on the horse’s body or legs **as described below**:
 - 1. Behind reference point 1. Reference point 1 runs from the base of the ear forward horizontally to the base of the other ear, from the base of the ear to the outside corner of the eye, continuing to the corner of the mouth, then from the corner of the mouth, under the chin, to the other corner of the mouth; or
 - 2. Above Reference point 2. A level line around the leg at the center of the knee. (The center of the knee is determined by using the bony protrusions on the back of the knee as the starting point and drawing a level line horizontally around the knee).
 - 3. Above Reference point 3. A level line around the leg at the point of the hock. (This hock line is determined, starting at the point of the hock and drawing a line horizontally around the hock).
 - 4. The “natural Paint marking” need not be visible from a standing

position.

5. Non-qualifying areas include but are not limited to the following locations:
 - a. Eyeballs;
 - b. Lips of vulva;
 - c. Shaft of penis;
 - d. Inner sheath not visible without physical manipulation of the area.
- E. To be eligible for registration in the Regular Registry, a horse must possess one additional Paint Horse trait (see RG-070.F) that need not be visible from a standing position if the “natural Paint marking”:
 1. **EXCEPTION I:** *occurs in an extension of a high stocking beyond reference point 2 or reference point 3. The “natural Paint marking” must extend above the reference line by more than 2-inches (either horizontal or vertically), be one solid white area and have some underlying unpigmented skin.*
 2. **EXCEPTION II:** *occurs in an extension of a face marking beyond reference point 1 (either horizontally or vertically). The “natural Paint marking” must extend behind Reference point 1 by more than 2-inches, be one solid white area and have some underlying unpigmented skin.*
- F. Additional Paint Horse traits for the purposes of this registration rule are listed below. ***These traits alone do not qualify a horse for the Regular Registry.*** *Additional Paint Horse traits for purposes of this registration rule are listed below. These traits alone do not qualify a horse for the Regular Registry.
 - a. White leg markings extending above the knees and/or hocks;
 - b. Glass, blue or watch eye(s);
 - c. Apron face or bald face, described as outside a line from the inside corner of the eye to the inside corner of the nostril;
 - d. White on the jaw or lower lip;
 - e. Blue zone around a “natural Paint marking”
 - f. Two color mane, one color being natural white;
 - g. Dark spots or freckles in white hair on the face or legs;
 - h. White areas in the non-visible zone, excluding the head, completely surrounded by a contrasting color;
 - i. A contrasting area of another color in the non-visible zone, including the head, one a predominantly white horse.
- G. ***A horse with both sire and dam registered in the American Quarter Horse Association, The Jockey Club of New York or any foreign Thoroughbred registry recognized by The Jockey Club of New York, the combination of any two of these Associations with at least one specified “natural Paint marking” in the described zone in Figure B that exceeds 4-inches, shall be eligible for Regular Registry.***

Figure B



1. *The prescribed zone for a “natural Paint marking” with the viewer and the horse on the same ground level and in a normal standing position (the horse square on all four feet) is as follows:*
 - a. *Behind a line from the back of the base of the ear to the throat latch.*
 - b. *Extending above a horizontal line around the front leg midway between the center of the knee and the floor of the chest. (The center of the knee is determined by using the bony protrusion on the back of the knee).*
 - c. *Extending above a horizontal line around the hind leg midway between the point of the hock and the center point of the stifle.*
 - d. *Extending above a straight line from a point at the floor of the chest behind the front leg to the center of the stifle joint, outside the fold of the flank.*

H. Any horse registered in the Regular Registry which has marginal coat color which may not be easily observable, shall have noted in the “remarks” section of their registration certificate the size and location of the qualifying area. If inspected, the date of inspection shall be noted.

RG-075. Status Change

- A. If a horse is placed in the solid Paint-Bred or Breeding Stock Registry and a potential qualifying area is later discovered which the owner feels may qualify the horse for the Regular Registry (see Rule RG-070.), the following items must be submitted:
 1. The solid Paint-Bred or Breeding Stock registration certificate;
 2. Good, clear color pictures which clearly show the area which might qualify the horse for registration in the Regular Registry. Such pictures should include a certificate photo, a close-up of the potential qualifying area(s) which clearly shows the size of the area(s) in question and which shows the extent of the underlying unpigmented skin.
 3. A signed unpigmented skin statement available upon request from APHA, certifying that the spot which would qualify the horse for the Regular Registry is a “natural Paint marking” with some underlying unpigmented skin that was present on the horse at the time of birth; and,
 4. The status change fee (see fee schedule at front of the rule book). If it is decided that the horse does not qualify for the Regular Registry, the status change fee (less an office processing fee) will be refunded. If accepted into the Regular Registry, a new certificate will be issued.
 5. A photograph suitable for use on the new registration certificate. Photo should be a direct side view (preferably the side with the Paint

qualifying area visible). Maximum size of photos preferred is not to exceed 4 x 6 inches. Do not trim the photos.

6. See Rule RG-050.C.

RG-080. Inspection Procedures

- A. Whenever the Registration Review Committee finds it impossible to make a clear decision on a horse's registration eligibility according to quality, amount or appearance of the contrasting color and/or the underlying skin based on pictures, a visual inspection may be required before further action is taken on the registration application. In such instances, the owner of the horse in question must submit an inspection fee (see fee schedule at front of the rule book) and pay mileage and expenses of the designated inspector.
- B. The Executive Committee will designate persons to serve as inspectors.
- C. After conducting an inspection, the inspector shall fill out a complete report on the horse in question and submit that report to the Registration Review Committee for consideration.
- D. An inspector shall not discuss his report with any person other than APHA staff or representatives. Any inspector violating this rule may be subject to disciplinary action.

RG-085. Unnatural Markings

- A. An unnatural marking will not be considered as a potential qualifying area for purposes of registering a horse with the American Paint Horse Association. An unnatural marking, for purposes of this rule, is any marking that was not present at the time of birth. Brands and tattoos are considered as additional identification and not considered as unnatural markings.
- B. A person shall not place an unnatural marking anywhere on a horse.
- C. Any unpigmented skin, or white hair that was not present on the horse at the time of its birth, shall not be used in consideration of registration eligibility and must be noted on the registration application.
- D. The Association may require a visual inspection and/or the taking of hair and skin samples prior to approving any horse for registration with the American Paint Horse Association. All costs incurred in connection with this testing shall be paid by the person applying for the registration, and the horse will not be registered until such costs are paid. APHA may require an appropriate deposit prior to inspection arrangements being made.
- E. Any time the Association has cause to believe that a horse registered with the American Paint Horse Association has, or may have, an unnatural marking, the Association may require a visual inspection of the horse, and may also require that hair and skin samples be taken from the horse. Hair and skin samples will be taken by a licensed veterinarian and be sent to an American Paint Horse Association-approved laboratory for analysis.
- F. A horse's registration certificate may be canceled any time an owner, trainer, or lessee refuses to make a horse available for a visual inspection by an American Paint Horse Association representative or for the taking of hair or skin samples by a licensed veterinarian selected by the APHA.
- G. A horse whose potential qualifying area is found to contain an unnatural marking will be rejected for registration in the Regular Registry, or if previously registered, its Regular Registry registration certificate will be canceled. Any person involved with placing an unnatural marking anywhere on a horse, or registering or attempting to register a horse with an unnatural marking will be subject to disciplinary action by the Association.
- H. The decision of the Executive Committee with respect to unnatural markings, and matters related thereto, are final and binding on all parties.

RG-090. Naming a Horse

- A. Each horse offered for registration must be given a name acceptable to APHA, not to exceed twenty-one (21) letters and spaces, which does not conflict with the name of any other APHA-registered horse.
- B. No Arabic or Roman numerals or punctuation marks, i.e. apostrophes, are permitted in a name.
- C. A name may be reserved for a period of one (1) year from the date the written request is received. A Name Reservation fee must accompany the written request. If the name is not used within the one year time period, the name will be released without notice, unless prior to the expiration of the reservation, the name is again reserved for another year period and the appropriate fee is again paid. See fee schedule in front of Rule Book.

RG-095. Name Change Regulation

- A. The name of a horse that is registered may be changed, if requested, upon submission of the original certificate, an additional certificate photo and payment of the appropriate fee (see fee schedule at front of the rule book); however, in no case will the name of a horse be changed if the following conditions exist:
 - 1. It has started on an APHA-recognized track; or,
 - 2. It has performed in an APHA-approved show or contest and,
 - a. it has earned one or more points; or,
 - b. it has been named grand or reserve champion; or,
 - c. it has a show record based on class wins; or,
 - 3. It has compiled a record in non-point earning programs recognized by APHA, such as, but not limited to, Paint Alternative Competition (PAC) or Ride America; or,
 - 4. It has registered offspring.
- B. Upon receipt of a name change request, APHA will forward affidavits to the previous owner(s). Once all affidavits are returned to the Association properly completed, signed and notarized, the Association will process the name change request.
- C. Rush service cannot be provided on horse name changes.

RG-100. Breeder and Breeder's Certificate

- A. The breeder of a horse shall be the recorded owner of the dam at the time of service, except when a mare is held under lease at time of breeding (and written notification of such lease signed by the lessor is on file with APHA at the time of registration), in which event the registration certificate shall show the lessee as the breeder.
- B. A breeder's certificate signed by the recorded owner(s) of the sire at time of service must be submitted with application for registration. The dates on the breeder's certificate and the stallion breeding report must correspond, or the Director of Registration may require a corrected breeder's certificate and/or stallion breeding report, whichever is necessary.

EXCEPTIONS:

- 1. If applicant was the recorded owner of the sire and dam at time of service, a breeder's certificate is not required.
 - 2. If the application of registration is being made through APHA's on-line service, the breeding must be released by the stallion owner prior to applying for on-line registration. The release of breeding by the stallion owner can be done either on-line or by submitting the signed breeder's certificate to the on-line team for in-house release.
- C. When a stallion is bred under a lease agreement, notice of which is filed with the Association office, the Association will accept only the signature

of such lessee or lessee's authorized agent on breeders' certificates and stallion breeding reports for breedings which occurred during the effective period of the lease.

- D. Upon cancellation or other termination of any such lease agreement, the owner shall immediately give written notice to the Association and to the lessee, and signature of such lessee on breeders' certificates or stallion breeding reports will not thereafter be recognized except as to breedings which occurred prior to the date of termination.
- E. When written authorization (on a form furnished by the APHA upon request) has been filed in the APHA office, the Association will accept the signature of such authorized individual on a breeder's certificate. The written authorization must be signed by the record owner(s) of the horse specified in such authorization.
- F. On a breeder's certificate, the Association shall recognize the signature of any one of the joint owners of a stallion if such owner is named on the horse's current registration certificate. If such recognition is not to be permitted, or is to be limited otherwise, the joint owners shall file in the APHA office a written agreement to that effect, signed by all such joint owners.
- G. If a mare is served by more than one stallion during the season, breeder's certificates signed by the recorded owner of each stallion involved, giving the dates of service, may be required by the Association.
 - 1. If a mare is reported bred using transported semen, and this report is later denied by the stallion and/or mare owners, parentage verification of the foal may be required.
- H. If a mare is bred to or exposed to any one stallion during a breeding season, and a period of at least thirty (30) days did not elapse before the mare was bred to or exposed to a different stallion, the foal, the stallions involved and the dam of the foal must be genetic tested by DNA in order to determine the accurate parentage of the foal. In cases when more than 30 days elapsed between breedings; however, when the foaling date of the foal or other factors make accurate parentage determination impossible, parentage verification may be required before the foal can be registered. Such determination is at the sole discretion of APHA. The APHA will not be responsible for any cost incurred for this procedure.
- I. No person shall make any alterations to information on breeders' certificates. A breeder's certificate on which information has been changed shall not be acceptable for the purpose of registering a horse.
- J. **STALLION BREEDING REPORT FLAG.** If the stallion owner has reason not to issue a signed breeder's certificate, or to release the breeding so that the resulting foal can be registered, he/she should contact the APHA office in writing with a letter of explanation as to why the breeder's certificate is being withheld. A specific reason, including but not limited to non-payment of the stallion breeding fee, must be cited.
 - 1. To release this hold, the stallion owner must submit a signed and notarized release or issue a notarized breeder's certificate directly to APHA.
 - 2. In the event the mare owner or foal applicant wishes to challenge the stallion owner's claims, he must pursue it through a court of law. Monetary judgments are not sufficient, and the court, if finding in favor of the mare owner, and the stallion owner is required by the court to sign the breeder's certificate the court must specifically so state in its final order, a certified copy of which can be submitted to APHA. The stallion owner's failure to comply with the order of the court may result in APHA proceeding with the registration based on

the documentation provided, after attempting to get the signed breeder's certificate.

- K. Breeder's Certificate Indemnity: If the stallion owner does not respond to requests for release of or to sign a breeder's certificate, a procedure called Breeder's Certificate Indemnity may apply. This process applies in situations where the stallion owner cannot be located or will not respond. However, if there is any type of a dispute between the sire/mare owner, it may not apply. If the stallion owner refuses to sign a breeder's certificate or advises that a dispute exists, then APHA may not proceed with the registration until a valid breeder's certificate is received. Note: Any disputes between the parties involved must be resolved upon mutual agreement or pursued in a court of law. Monetary judgments are not sufficient to register the foal unless the stallion owner is instructed by the court to sign the breeder's certificate and continues to not comply. A copy of the court's judgment would be required if applicable. To begin this process, remit the following items:
1. Copy of the breeding contract and copy of the cancelled check(s) showing payment of breeding fees and mare care.
 2. Full parentage verification through DNA genetic testing – remit fee per kit for the dam and foal. DNA fees are non-refundable. See fee schedule in front of Rule Book.
 3. Breeder's Certificate Indemnity agreement completed and signed in the presence of a notary (available upon request from APHA or can be downloaded from the APHA web site.)
 4. A letter from APHA to the stallion owner requesting a breeder's certificate, (see note above).
 5. Preferably the applicable stallion breeding report will be on file; if not, APHA may waive, in its sole discretion and/or take possible disciplinary action against the stallion owner, once parentage verification is completed.
 6. A signed registration application, fees and photographs, if not already submitted, must be sent to APHA.
 7. The in-house Registration Review Committee must approve registering the foal without the signed breeder's certificate based upon parentage verification proving correct. If parentage verification cannot be completed for whatever reason, the registration may be denied.
 8. If one of the above-listed items cannot be provided, send a letter of explanation and any other documentation available. Once provided, only if the stallion owner does not respond and parentage proves correct, will the file be presented to the Registration Review Committee for approval.
- L. If a horse is registered using the breeder's certificate indemnity process (see Rule RG-100.K.5.) because DNA testing verified its parentage as correct, APHA may pursue the stallion owner to file the requisite stallion report. Failure to comply may result in disciplinary action against the stallion owner. See Rule GR-060.A.

RG-105. Listing of APHA, AQHA and Jockey Club Stallions for Breeding

- A. A one-time listing fee (see fee schedule at front of the rule book) is required for all Paint stallions. Appendix certificates shall be surrendered with this fee and a Regular Registry certificate will be issued. Paint stallions must be listed prior to the registration of their foals in APHA.
- B. Effective January 1, 1970, stallions registered with either the AQHA, the

Jockey Club or any international Thoroughbred registry recognized by the Jockey Club are required to be listed with the American Paint Horse Association prior to the registration of their foals in APHA. Application must be made for listing only and not registration.

1. A stallion listing form, completed and signed by the owner of record, and a photocopy of the stallion's certificate verifying ownership, and a left and right sideview photograph must be submitted along with the listing fee. The fee for each stallion listing is referenced in the fee schedule at the front of the rule book.
 - a. Stallions showing the characteristics or distinguishing qualities of any ineligible breed are subject to removal from or rejection of listing.
 2. The record owner of the stallion may authorize individuals other than himself on the stallion listing form, and indicate whether they may sign stallion reports and/or breeder's certificates (or release them online.) This identification is beneficial to the stallion owner because it gives the APHA the correct signature(s) to honor on breeder's certificates and it allows these stallions to be listed in the APHA stud book.
 3. The authorizations indicated at the bottom of the stallion listing form will remain in effect until canceled in writing by the stallion owner or until the stallion is transferred to a new owner.
 4. If the stallion is transferred, a listing form with a signature of the new owner and a photocopy of the registration certificate (both back and front) establishing the new ownership must be submitted to the office, for which there is no additional charge.
- C. If an application is received, accompanied by a properly completed and signed breeder's certificate, and the stallion owner or lessee fails to properly list the stallion and/or pay the listing fee and/or sign the required listing form to make the stallion an eligible sire, the Association may suspend the stallion owner or lessee under the provision of Rule GR-040.B. of the disciplinary procedures, if stallion owner or lessee has failed to comply with this rule after due notice. Due notice shall include at least **two** official notices from the APHA office to the last known address as shown in the Association's records for the stallion owner or lessee. After final notice, if the stallion owner is suspended, application may be presented to the Executive Committee for possible registration without stallion listing documentation or compensation.

RG-110. Stallion Breeding Reports

- A. Stallion breeding reports will be accepted only for Paint, AQHA or Thoroughbred (TB) stallions for which a one-time listing fee (see fee schedule at front of the rule book) has been paid. An annual breeding report fee (see fee schedule at front of the rule book) must accompany each breeding report. The owners or lessees of all registered Paint, AQHA or TB stallions must make a written report on forms furnished by the Association, include the required fees, and be postmarked (postal meters not accepted) by the appropriate deadline:
1. On or before the thirtieth (30th) day of November of the year in which the mares are bred or exposed for stallion standing north of the equator, or
 2. On or before the 31st day of May of the year in which the mares are bred or exposed for stallion standing south of the equator.
 3. The report must include all mares bred or exposed during the breeding year, including those owned by the owner of the stallion, whether

or not the mare conceives, as well as outside mares that are bred to said stallion during that breeding season. Specific dates of breeding should be reported as accurately as possible to avoid delays in processing registrations. Non-specific breeding dates, (for example, January 1, 2003 through December 31, 2003), may result in overlapping exposure dates if mare is bred to another stallion that season. Such overlapping exposure dates may require parentage verification of resulting foal. EXCEPTION: For breedings after December 31, 2004, only Paint mares need to be reported by the owners of AQHA or TB stallions. However, if application is for registration of a Paint or solid foal with Quarter Horse and/or Thoroughbred sire and dam, a stallion breeding report must be submitted with the application.

- B. Any stallion owner not submitting a stallion breeding report with the required fees by the filing deadline must pay a late charge; all fees due including the late charge must be paid before the report will be accepted. (See fee schedule at front of the rule book for late charge and filing fees.) Such reports for stallions standing north of the equator must be postmarked on or before November 30 of the breeding season; for stallions standing south of the equator, such reports must be postmarked on or before May 31 of the breeding year.

Registration deadlines south of the equator:

Stallion Breeding Reports	May 31
Weanling 0-90 days	December 31
2nd deadline	January 1 - March 31
3rd deadline	April 1 - June 30
Year End	June 30
Used to calculate age	July 1 (Exception: August 1 in Australia and New Zealand)

- C. There will be a fee (see fee to correct stallion report at front of the rule book) to add a mare to any stallion breeding report which has been filed with the APHA office.
- D. If an application is received, accompanied by a properly completed and signed breeder's certificate, and the stallion owner or lessee fails to file a properly completed and signed stallion breeding report accompanied with the required fees, the Association may suspend the stallion owner or lessee under the provision of Rule GR-060. A. of the disciplinary procedures, if stallion owner or lessee has failed to comply with Rules GR-060. A. and RG-110., after due notice. Due notice shall be the same as specified in RG-105.C. After final notice, and if the stallion owner is suspended, application may be presented to the Executive Committee for possible registration without stallion report documentation or compensation. Exception: See Rule RG-100.J.
- E. All breeding stallions must be genetic tested by DNA. The owner or lessee of such stallion shall at his own expense, file with the Association a written report of the stallion's DNA genetic markers, obtained from the official laboratory approved by the Association and in accordance with procedures adopted by the Association. Presence of an Association observer at the time the DNA sample is obtained is not required. Once a stallion's DNA genetic markers are filed with the Association, it is not necessary to repeat such filing annually, except as requested by the Association.
 - 1. If a Quarter Horse or Thoroughbred stallion's DNA genetic markers are on file with an APHA-approved laboratory, it would not be required again if the owner of record provides APHA with a copy of the official DNA testing results containing the DNA genetic markers.
 - 2. Failure to meet genetic testing by DNA requirements may result in

possible disciplinary action. (See Rule GR-060.A.)

RG-115. Artificial Insemination/Cooled and Frozen Semen

- A. A foal shall be considered eligible for registration which is conceived by artificial insemination (semen that is used immediately following collection, time lapse not to exceed 24 hours), and at the place or premises of collection, transported/cooled semen (semen that is transported from the location of collection and used within 72 hours of collection) or frozen semen (semen which has been collected and stored in a frozen state for future use).
- B. A foal shall be considered eligible for registration which is conceived using cooled semen or frozen semen, if in addition to other association rules, the following conditions are met:
 - 1. Before semen (cooled, transported or frozen) is used, the stallion owner, lessee of record or authorized agent (all hereafter shall be referred to as stallion owner) at the time of permit application, shall apply for and pay the appropriate yearly fee for a Transported and/or Frozen Semen Permit (see fee schedule at front of the rule book). This permit is effective for the calendar year (January 1 - December 31) during which the semen may be collected or used. The permit fee is non-refundable or transferable.
This permit will:
 - a. Be issued to the stallion owner or authorized agent, upon receipt of the above fee and DNA genetic testing of the stallion on record with APHA.
 - b. Identify the stallion from which the collection is to be taken. Currently, either the stallion or the mare to be inseminated must be registered in the American Paint Horse Association or American Quarter Horse Association (until such time as the Jockey Club recognized the use of transported semen).
 - 2. Once the permit has been issued, a collection-insemination certificate must be completed and sent with each inseminate by the stallion owner or authorized agent. This report requires a portion to be completed and mailed to APHA by the mare owner or authorized agent. This report will certify the identity of the collected stallion as well as the inseminated mare and date of insemination. The collection and insemination shall be overseen/conducted by veterinarians/technicians as attested by their signatures. The veterinarian/technician shall certify that the mare designated on the insemination certificate was the mare inseminated as identified by her original registration certificate. The designated copy of the report should be returned to the stallion owner by the mare owner after insemination for use in completing the appropriate stallion breeding report. The stallion owner should require that the completed form be returned prior to issuance of a breeder's certificate for registration purposes.
 - a. Stallion will not be limited to the number of mares exposed to transported cooled or frozen semen during any one calendar year.
 - b. The mare owner shall contact the stallion owner to arrange for the transportation of semen. Any fees charged by the stallion owner in connection with providing transported cooled or frozen semen are between the mare owner and the stallion owner.
 - c. Should the mare not conceive within the calendar year, the stallion owner must apply for a new permit and fee paid before insemination with transported cooled or frozen semen is attempted in the subsequent calendar year.

- d. Prior to the completion of the registration application for a foal conceived through the use of transported cooled or frozen semen, the applicant shall have the DNA genetic testing of the dam and the foal on record with APHA, and the foal's parentage must be verified.
 - e. There will be a penalty fee per operating year for transporting cooled or frozen semen without a permit. See fee schedule in front of Rule Book.
- C. The stallion service report shall include all mares exposed with transported cooled or frozen semen whether or not a mare conceives. Said service report will distinguish between artificial and natural (hand or pasture breeding) services, transported cooled, frozen semen, embryo transfer, oocyte transfer and vitrified embryo.
- D. In the event a stallion changes ownership, use of the frozen semen is limited to the current, recorded owner. The new owner must re-apply for a new Frozen Semen Permit before breeding with frozen semen.
- 1. Sale of the stallion will limit the use of the frozen semen to the current, recorded owner and only with the issuance of a valid Frozen Semen Permit.
 - 2. Ownership of any semen already frozen by the previous owner/lessee must be resolved between the seller and buyer.
- E. If a stallion is leased, the use of the frozen semen by the lessee is restricted to the time period (beginning to ending date) of the lease only.
- F. APHA will not become involved in disputes arising between current or previous owners of stallions and/or mare and stallion owners. Stallion owners (lessees or authorized agents) must take all necessary steps to protect their right to the use of their stallion's frozen semen. They cannot use the Association to protect, defend, or enforce the use of the semen. Any such disputes are contractual in nature and must be resolved by the individuals through whatever means at their disposal. Mare owners must take all necessary steps to protect purchase of the semen and issuance of a valid Breeder's Certificate.

RG-120. Embryo/Oocyte Transfer/Fertilized Egg/Vitrified Embryo

- A. In regard to a horse foaled by a mare which is not its genetic dam, but transferred to her by an embryo or oocyte transfer or fertilized egg (fertilized egg is defined as an intercytoplasmic sperm injection and conventional in-vitro fertilization) or vitrified embryo technique (hereafter referred to as a "transfer"), the offspring shall be eligible for registration if, in addition to all other Association registration rules, the following conditions are met:
- 1. The APHA should be notified of the intent to perform transfer by the dam's recorded owner or authorized agent prior to the intended transfer. The notification must include:
 - a. The name and registration number of the donor mare, the breeding stallion and the name and location where the intended transfer is to take place.
 - b. The embryo permit fee (see fee schedule at the front of the rule book) must be paid each year that a transfer is to be performed, and once paid, the fee is not refundable nor can a substitution be made.
 - c. Upon good cause shown for innocent mistakes(s), in its sole discretion, the Executive Committee may accept filing of late notification and in those cases it deems appropriate, assess a late filing penalty.
 - 2. Each transfer of an embryo may occur at the same location as re-

covery. The transfer must be completed within 72 hours of recovery of the embryo if transferred on the same premises.

3. An embryo may be transported from the premises where the donor mare was located at the time of its removal from her for use in a recipient mare at another location, but implantation of such embryo must occur within 24 hours of its removal from the donor mare. To be eligible for such embryo transportation, notice of the intention to transport the embryo shall be given the Association in conjunction with advanced notice of intended collection as specified above.
 4. The breeder's certificate and application for registration for a foal resulting from a transfer may be signed by the owner of the dam at time of breeding (embryo transfer), if they have retained the recipient mare, unless a signed statement to the contrary has been submitted to the APHA office prior to foaling.
 5. Has its pedigree verified through genetic testing of foal, sire and donor mare, and by such other testing as APHA deems necessary, all expenses of which will be the registration applicants.
 6. An Association representative and/or Association approved veterinarian is present during the collection and transfer procedure, at the Association's discretion.
 7. A donor mare may produce multiple embryos in a calendar year.
 - a. When a foal is the result of a transfer, that fact will be noted under the "remarks" on its registration certificate.
 8. Any AQHA, TB or APHA (Regular, solid Paint-Bred or Breeding Stock) mare is eligible for embryo transfer.
 9. If a mare is designated with the Association for embryo transfer, but the procedure is not attempted in the designated year, to avoid the necessity of genetic testing by DNA, the Association must be notified by December 1 of the designated year that the owner has elected not to attempt the embryo transfer. Without such notice, foals produced the following year by the designated mare are not eligible for registration without genetic testing for parentage verification.
 10. The Association may inspect the premises and practices of any party using embryo transplant procedures. The burden of verifying true parentage is the registration applicant's, and any questions of parentage shall be resolved against registration of a horse carried by a recipient mare through embryo transplant.
- B. Foals resulting from vitrified embryos are eligible for registration providing all stipulation as described in RG-120 A. are met (exception A.4.) In addition:
1. The number of vitrified embryos and the embryo storage location must be placed on file with APHA by October 1 of the collection year or 30 days after vitrification (whichever occurs first).
 2. A Breeder's Certificate for each vitrified embryo must be issued by the stallion owner and given to the owner of the donor mare at the time of collection.
 3. In the event an embryo (while in the vitrified state) changes ownership a Vitrified Embryo Transfer report form (available from APHA) must be completed, placed on file with APHA and all applicable fees for the transfer paid. (It is suggested that the appropriate breeder's certificate be given to the new owner of the embryo at the time of purchase - to accompany the Vitrified Embryo Transfer form).
 4. The owner of the vitrified embryo must re-apply for an Embryo Transfer Permit (in the year of the intended transfer) if the embryo is stored and is not implanted in the year of harvesting.

- a. The person applying for the permit to implant the vitrified embryo must be the recorded owner of the embryo in APHA records.
5. Application for the registration of a foal resulting from a vitrified embryo must be signed by the recorded owner of the embryo at the time of foaling.
 - a. The owner of the donor mare at the time of breeding will be recorded in APHA records as the breeder of the resultant foal.

RG-123. Cloning

- A. Horses produced by any cloning process are not eligible for registration. Cloning is defined as any method by which the genetic material of an unfertilized egg or an embryo is removed, replaced by genetic material taken from another organism, added to genetic material from another organism or otherwise modified by any means in order to produce a live foal.

RG-125. Genetic Testing by DNA

- A. If, in the opinion of the Executive Director, there is justifiable cause to question parentage of a foal, the Executive Director may require the foal, sire and dam to be genetic tested by DNA. The results of this test, together with such other information as may be available, may be presented to the Executive Committee for consideration and final determination of the foal's parentage as recognized by the Association. The owner of the foal in question will be required to make a deposit per horse (plus reasonable costs of the APHA identifier) with the Association for the purpose of genetic testing by DNA. See fee schedule in front of Rule Book.
- B. Parentage Verification. Any horse to be registered which is ten (10) years of age or older must be parentage verified. If either the sire or dam is not available for testing, and a genetic type cannot be derived through derivations or mitochondrial DNA testing, then the aged horse is not eligible for registration.
- C. At the discretion of the Director of Registration or Registration Review Committee, pictures may be requested of the sire and dam of any tobiano foal that exhibits definite tobiano characteristics but whose registration application does not indicate at least one tobiano parent. If in the opinion of the Director of Registration or Registration Review Committee, the pictures of neither the sire nor dam indicate tobiano characteristics, the registration department head or the Registration Review Committee may require the owner of the foal to make a deposit per horse (plus reasonable expenses of the APHA identifier) to be used for genetic testing by DNA as outlined in the preceding paragraph. If the parentage cannot be verified to substantiate the application for registration, the foal then shall be declared ineligible for registration as submitted until such time as the foal owner can produce evidence through genetic testing by DNA and correction of registration documentation (stallion breeding report and breeder's certificate). This additional genetic testing by DNA shall be conducted entirely at the expense of the foal owner. See fee schedule in front of Rule Book.
- D. **Pedigree Certification:** To certify the pedigree of an American Paint Horse, the following procedures must be followed.
1. The horse applying for certification must be genetic tested by DNA in accordance with procedures adopted by the Association at a laboratory approved by the Association. Presence of an Association observer at the time the blood/DNA sample is obtained is required.
 2. The sire and dam of the horse applying for certification must also be genetic tested by DNA. Genetic testing by DNA must be conducted as outlined in the paragraph above.

3. **SEE FEE SCHEDULE IN FRONT OF RULE BOOK FOR GENETIC TESTING BY DNA.**

- a. If more than one pedigree is to be certified, or an owner wishes to pursue genetic testing by DNA for other registered Paints on a random basis. See fee schedule in front of Rule Book.
4. All expenses, including travel and/or lodging of Association observer as well as veterinarian's fees, shall be the responsibility of person applying for pedigree certification.
5. Procedure for requesting pedigree certification is as follows:
 - a. Send a written request for pedigree certification, being certain to include name and registration number of horse(s).
 - b. Enclose appropriate fees (includes the horse, its sire and dam). See fee schedule in front of Rule Book.
6. Upon completion of testing and receipt of results indicating parentage qualification, notation of pedigree certification will be placed on certificate of registration.
7. At the owner's option, the APHA observer will place a lip tattoo on the upper lip of the horse applying for certification for identification purposes at the time the blood/DNA samples are obtained at no additional cost.
8. For pedigree certification to be recognized by the APHA, testing must be conducted under the auspices of the American Paint Horse Association.
9. Pedigree certificate is valid only for the horse tested. Certification through genetic testing by DNA should not be considered a guarantee by the APHA of a given horse's pedigree for prior generations.

RG-135. Transfers

- A. Transfer reports will be furnished free by the Association upon request. The original registration certificate must accompany the completed transfer report with appropriate fees (see fee schedule at front of the rule book) to the Association in order for the horse to be recorded in the name of the new owner.
- B. **Transfer of Ownership:** When ownership of a registered animal is transferred (unless the transfer is "without papers"), the seller at the time of the transfer shall deliver to the buyer the applicable registration certificate together with a written report of the transfer, which written report shall be signed by the seller, who shall be the recorded owner on the records of the Association. APHA will not knowingly skip transfer(s) of ownership. Every effort must be made to complete each transfer (with appropriate fees) from the recorded owner to each subsequent owner until ownership reaches the resulting applicant/owner currently applying for transfer of ownership (see Rule RG-135.K. if one or more owners are not available).
- C. It shall be the responsibility of the seller to complete the transfer form in its entirety, to include the correct name and registration number of the horse, date of sale, name and address of the buyer and signature and address of the seller. Should a seller of a registered horse sell a horse and fail to complete the transfer form and this fact is established, the seller may be assessed a penalty and such violations shall be published. See fee schedule in front of Rule Book. This penalty shall not apply when a horse is consigned at a regular auction sale, where it shall be the duty of the sale manager to insert on the transfer the complete name and address of the purchaser.
- D. For each ownership change, the buyer shall forward the completed, unal-

tered transfer form and certificate with all applicable fees to the Association for appropriate action. If a registration certificate and transfer form are delivered to the APHA office to effect a transfer but are in such order that it is not possible to complete the transfer, the registration certificate will be retained in the APHA office until the transfer can be completed and recorded in the Association's records. To record a transfer, the responsible party shall supply the Association office with the following items:

1. The original registration certificate;
 2. A written report of the transfer on the transfer form furnished by the Association, completed and signed by the last recorded owner as the seller; and
 3. The required fee (see fee schedule at front of the rule book).
 4. If a member, membership must be in effect as of the postmark date (postal meters not acceptable) the original request for transfer is submitted.
- E. On a transfer report, the Association shall recognize the signature of any one of the joint owners of an animal if such owner is named on the horse's current registration certificate. Additionally, the Association shall recognize the signature of any partner when partnership is a recorded owner. If such recognition is not to be permitted, or is to be limited otherwise, the joint owners or partnership shall file in the APHA office a written agreement to that effect, specifying horse's name and registration number, and signed by all such joint owners or all partners. See Rule RG-035.
- F. In the event of the death of the record owner or one of the joint owners, the following shall apply:
1. Successor/owner must file with the Association a certified copy of the death certificate, Letters Testamentary appointing the executor, and/or an Affidavit of Heirship (available from APHA upon request in the event there was no formal probate).
 2. Submit a written, signed instrument of consent to transfer all horses (or listing specific horses by name and number) in the joint ownership with the deceased, or in the deceased's singular name, to the successor's ownership along with a request to transfer membership to the successor. There shall be no fee for such transfer to the successor/owner; however, there will be a transfer fee if the horse is transferred direct from the deceased's name to a third party. See fee schedule in front of Rule Book.
- G. In the event of joint ownership, if it is a married couple, and a divorce occurs, the following must be supplied:
1. Successor/owner must file with the Association a copy of the judicial decree, written evidence of which provides that he/she is now entitled to sole ownership of the horses(s) involved and so specifying by registered name and number (or by foaling year and name of sire and dam), or a written, signed and notarized instrument of consent signed by the terminating spouse.
 2. Upon receiving applicable documentation, APHA will then transfer to the successor all horses that are awarded to his/her ownership for a reduced fee. See fee schedule in front of Rule Book. Also, if a singular membership is necessary, the successor may have the one-time privilege to amend the membership to directly reflect the successor's status, if the terminating party so agrees as part of the instrument of consent listed above.
 3. If the horse was recorded to the individual ownership of one of the divorced parties, then a signed transfer and/or a copy of the judicial decree awarding the other partner the horse in question must

be provided.

- H. When written authorization (on a form furnished by the APHA upon request) has been filed in the APHA office, the Association will accept the signature of such authorized individual as sufficient to complete the recording of the transfer. The written authorization must be signed by both the recorded owner of the horse specified in such authorization and the person being authorized to sign a transfer.
- I. In no case may the ownership name (whether an individual or otherwise) exceed 30 characters (letters and spaces).
- J. No person shall make any alteration on a completed transfer form or in any manner deface, change or amend the provisions of it. If altered, a new transfer form will be required at APHA's discretion.
- K. In order to record a transfer, when a previous owner cannot be located to complete the transfer report, the following items should be submitted to the Association. The Registration Review Committee will review documentation and determine if transfer can be completed without the omitted or incorrect signature (see fee schedule at front of book).
 - 1. Notarized statement signed by the buyer providing the actual date of the transfer;
 - 2. Copies of canceled checks, bill of sale, or other documentation that could help establish purchase and date of sale;
 - 3. Copies of attempts by the buyer to contact the seller to obtain the signed transfer report(s);
 - 4. Notarized and signed indemnity agreement (form available from APHA);
 - 5. Current photographs of the horse (which must match original photographs submitted for registration); and,
 - 6. Affidavit for duplicate certificate signed by the current owner and/or owner of record.
- L. To correct the date of sale on a transfer recorded with the APHA, it is required that the Association be provided with signed statements from both buyer and the seller on the transfer report that is to be corrected, giving the date, the horse's registration certificate and the correction fee (see fee schedule at front of the rule book).
- M. Requirements for Stablemen's Lien Transfer. In order for the American Paint Horse Association to recognize a stableman's lien foreclosure and record the resulting new ownership, the APHA must receive several items, including a special handling fee (see fee schedule at front of book).
 - 1. Affidavit in the form prescribed by the APHA setting forth the factual basis creating the lien.
 - 2. Copy of state statutes relating to the creation and foreclosure of a stableman's lien.
 - 3. Documentary evidence, satisfactory to the APHA, evidencing that each element of the stableman's lien statute and foreclosure procedure has been satisfied.
 - 4. Indemnity agreement in the form prescribed by the APHA.
 - 5. Current photographs of the horse, and such parentage verification testing as may be required by the APHA.
- N. Transfer of Ownership in Claiming Races. When a horse is claimed at a recognized track, the racing secretary shall collect a transfer fee and membership fee, if necessary, from the claimant which shall be forwarded to APHA together with the registration certificate, a written report of the race showing the date of the race, and the name and address of the person claiming the horse. Upon receipt of such fee(s), certificate and report, APHA shall make the transfer without being signed by the recorded owner. If the notice of claim and the supporting documents are received by APHA with-

in 14 days of the claim, the transfer will receive free special handling rush service. Requests for rush service must be clearly identified on the outside of the envelope as "Rush" and contact/ mailing information, including a daytime telephone number, must be included with the request.

1. If any dual-registered American Paint Horse is entered in any breed claiming race, the dual-registration must be disclosed to the Racing Secretary and its APHA registration certificate must be surrendered to the Racing Secretary at the appropriate track.

RG-140. Leases

- A. For the lease of a horse to be recognized by the Association whether for breeding, racing, etc., (leases will not be recognized to establish ownership eligibility in APHA approved shows or contests) written notice of its existence shall be filed with the Association on forms provided by APHA, signed by both the lessor and lessee, and submitted with applicable fees (see fee schedule at front of the rule book) and accompanied by a copy of certificate (both front and back) on AQHA or TB horses. The notice shall provide the effective date of the lease and the termination date. If it is necessary that the lease be canceled prior to the termination date provided, it may be terminated by written notice giving termination date, signed by both the lessor and lessee. No additional fee shall be charged for termination, whether automatic or by subsequent notice thereof.
- B. In regard to Association procedures, recordation of notice of lease authorizes a lessee to execute all documents pertaining to the recognized activities of breeding, racing, etc., regardless of any limitations in the actual lease agreement. Enforcement against the lessee of limitation on the use of the horse and/or any other terms of the contract or lease, is the sole responsibility of the lessor.
- C. During the effective term of the lease, the Association will not record subsequent changes in ownership until the lease is terminated, unless the transfer shows the lessee as the new buyer. The date of sale in such a case will become the date the lease is terminated.
- D. Transfer of ownership arising from recognized claiming races will terminate such lease. (See Rule RG-135. N.)

RG-145. Gelded Horses

- A. When a horse has been gelded, the date of castration, the owner of record's signature, and the original certificate should be returned to APHA so this fact may be recorded. The registration certificate, marked "gelded" will be returned to the owner of record.
- B. Before a colt will be awarded points as a gelding, its status must be received in the APHA office. (See Rule SC-175.G.)

RG-150. Scars and Brands

- A. All scars and brands appearing on a horse should be shown on the registration certificate.
- B. Scars and brands not appearing on the certificate will be added by the Association free of charge if the recorded owner submits the registration certificate, a diagram showing the shape and location of the scar or brand and the date of injury or branding, if known.
- C. Any freeze branding shall be reported and be accompanied by a clear photograph of the brand area.

RG-155. Tattooing

- A. Refer to Racing Rule RA-040. A.

RG-160. Duplicate and Corrected Certificates

- A. A duplicate certificate is a new registration certificate that is issued when

the original has been lost or destroyed. It may be issued by the Association when sufficient proof of loss and proper identification of the horse has been submitted to the Association office. The current recorded owner must file the proper affidavit, completed in all respects and stating the circumstances under which the original certificate was lost or destroyed and pay the required fee (see fee schedule at front of the rule book). Such affidavit must be accompanied by current photographs that clearly show the identifying markings of the horse and a current side view photograph for use on the duplicate registration certificate. If it is determined that a duplicate has been issued based on false or inaccurate information, the applicant/record owner/affiant may be subject to disciplinary action and the duplicate certificate may be recalled.

- B. If the horse has been tattooed by an APHA representative and the owner can provide the APHA with the number tattooed in the horse's lip, the photographs of the horse will not be required.
- C. If the present owner is not indicated in the Association files to be recorded owner, he shall provide the Association with an affidavit from the last owner of record in order to obtain the duplicate registration certificate. The affidavit shall identify the person to whom he delivered the registration certificate.
- D. In regard to involuntary transfer of title situations, including but not limited to court judgments and stableman's lien or security interest foreclosure, when it is proven to the Association's satisfaction that a previous owner is unavailable for affidavit concerning the original certificate or refuses to implement the court's judgment by delivering the original certificate for transfer, at the Association's discretion and in the interest of equity, requirement of affidavit of the recorded owner may be waived and the current owner deemed eligible for duplicate certificate.
- E. In order to issue a duplicate certificate, when the recorded owner cannot be located to complete the affidavit required in Part C above, the following items are required:
 - 1. Properly completed and signed transfer reports or acceptable bills of sale reflecting each ownership change beginning with the recorded owner;
 - 2. Notarized statement signed by each party who had the original certificate in his or her possession after the record owner;
 - 3. A signed statement from the actual current owner giving details of his attempts to contact recorded owner;
 - 4. An affidavit for duplicate certificate signed by the current owner;
 - 5. A full side view photograph of the horse identified in writing by the owner of the dam at the time of foaling;
 - 6. The duplicate certificate fee (see fee schedule at front of rule book); and,
 - 7. The transfer fee (see fee schedule at front of rule book) for each transfer of ownership change.
- F. **Corrections:** If a registration certificate is delivered to the APHA office to be corrected, but the items are in such order that it is not possible to issue a corrected certificate, the registration certificate will be retained in the APHA office until the correction can be completed and a new certificate issued (see fee schedule at front of the rule book).
- G. **Free corrections:** Within thirty (30) days from the time the registration certificate is mailed from the Association office, for no additional charge, the owner may return the certificate to the Association for correction of inaccuracies accompanied by the necessary documentation for the change. Thirty (30) days will be determined by the postmark when the certificate is returned. Such correction shall not include a change of name from one which has been submitted by the owner or change of reported sire and/or dam.
- H. **Picture Replacement Fee:** A picture replacement fee (see fee schedule at

front of the rule book) is charged when the owner of record wishes to replace the photograph on a registration certificate or when requesting a new certificate showing three generations of pedigree. The Association must be provided with the original certificate, a current side view photograph of the animal and the replacement fee before the replacement certificate can be issued.

1. A picture replacement fee will also be charged if the original certificate is received in the APHA office in such condition (for instance, it has been defaced by writing on it) that it warrants a new certificate. The recorded owner will be billed for a picture replacement and a new picture will be requested for attachment to the new certificate.
- I. Upon issuance of a duplicate, corrected or replacement certificate, the original registration certificate issued by APHA, or any previously issued duplicate, corrected or replacement certificate, is thereby considered null and void. The certificate considered to be valid and in force will be the certificate with the most current issuance date, except at APHA's sole discretion. Any previously issued certificate not in force at the time of submission may be retained by APHA and the individual submitting it may be required to obtain a new certificate and pay the requisite fee(s). Failure to surrender invalid certificate may result in possible disciplinary action pursuant to Rule GR-060.D.

RG-165. Re-Registration Certificates

- A. A re-registration certificate shall be defined as one on which there is a change in the sire, dam or foaling year. It requires a new application properly completed and signed, a notarized statement from the owner (or lessee or authorized agent for owner) of the dam at time of foaling giving details as to why the horse was incorrectly registered, a certificate photo, a re-registration fee (see fee schedule at front of the rule book) and parentage verification. In addition, if the foaling year is changed to an earlier year, the difference between the registration fee paid at that time and the amount which should have been paid at that time, must be remitted. The Association must be provided with the original certificate before a re-registration certificate can be issued.
- B. When the correct parentage has been established by genetic testing by DNA (presence of an APHA observer is required), the Executive Committee may, in the interest of fairness and equity towards an innocent third party, authorize re-registration without the application, breeder's certificate, and/or stallion breeding documents if, in the opinion of the Executive Committee, it is unreasonable to require these documents.

RG-170. Surrender of Certificate

- A. The owner of any registered animal which dies or is sold or disposed of without papers, shall notify the Association of the fact and surrender the appropriate registration certificate to the Association for proper notation. If requested, the canceled certificate will be returned to the owner.
- B. A certificate of registration is subject to correction and/or cancellation under the rules and/or By-Laws of the APHA. The APHA will not be liable for issuance of a certificate because of any mistake therein based upon an error or misrepresentation in the application thereof, and in case of such error or misrepresentation, the APHA reserves the right to cancel a certificate and the entry of the animal.
- C. Ownership of an issued registration certificate remains with the Association. No person shall refuse an Association request for return of a registration certificate; refusal to respond and/or return the certificate may be considered grounds for possible disciplinary action (see Rule GR-060. F).
- D. Upon issuance of a duplicate, corrected and/or replacement certificate,

APHA shall require the surrender of the original registration certificate, if applicable, and any previously issued certificates will be null and void.

RG-175. Forfeiture of Fees

- A. Failure by any person to acknowledge any APHA correspondence relative to the registration or transfer of any horse, or any other related APHA business, will result in that file being closed and all fees forfeited. Thirty (30) days after the first request a final notice will be sent prior to closure of the file.

RG-180. Re-Activations

- A. If an application has been inactivated and placed in the “dead file” for any reason, the following procedures are required to reopen the file:
1. Payment of the registration fee based on the current age of the horse to be registered.
 2. Payment of the appropriate person’s current membership fee; and,
 3. Submission of any documents lacking to complete the registration when originally submitted, if any.
 4. Complete set of current photographs (front, rear and both side views).

Show and Contest

SC-000. General Show and Contest Rules and Regulations

Effective Date and Repeal

The following Rules and Regulations shall become effective January 1 of the current year, and thereupon all Rules and Regulations and parts thereof heretofore in force are hereby repealed.

SC-005. Special Notice and Effective Date

- A. EXHIBITORS, JUDGES AND SHOW MANAGEMENT ARE RESPONSIBLE FOR KNOWLEDGE OF ALL APHA RULES.

SC-010. APHA Titles and Awards

- A. **APHA RESERVED TITLES AND/OR AWARDS.** All APHA titles and/or awards listed in the APHA Rule Book are reserved by the APHA for its express use and will be awarded to the owner of record at the time the award is earned.
- B. **APHA RECORD NOTATION.** Proper notation shall be made of all APHA Titles and Awards issued in the records of the APHA.
- C. **MEMBERSHIP REFERENCE.** Reference Rule GR-020.H. regarding APHA membership.
- D. **FRAUDULENT CLAIMS OR ADVERTISING OF APHA TITLES OR POINTS.** The registration certificate of any horse may be revoked permanently by the Association if the owner thereof fraudulently advertises claims or holds forth that this certain horse is entitled to any title or points awarded by the APHA prior to the title or points being officially awarded or recorded by the APHA, or uses a title other than the official title of the award as specified by APHA rules.

SC-015. APHA Supreme Champion Award

- A. **TITLE.** The title of **American Paint Horse Association Supreme Champion** will be awarded to any stallion, mare or gelding which has been issued a Regular Registry certificate by the American Paint Horse Association, provided said horse meets the following requirements. Exception: Unless the individual event rule specifies otherwise.
1. **Number of Grand Championships.** Has been named Grand Champion in at least five (5) APHA-approved A shows under five (5) or more judges.
 2. **Total Points Needed.** Has won a total of at least eighty (80) points in recognized halter and performance classes in APHA-approved A class shows or in races recognized by the APHA.
 3. **Total Halter Points.** And at least thirty (30) of those points have been won in halter classes. See Rule SC-060.A.
 4. **Total Performance Points.** And at least fifty (50) of those points have been won in performance events or 100 points in races recognized by the APHA.
 - a. Individual Event Points. No more than ten (10) points may be tabulated in any one (1) event.
 - b. Registers of Merit. And must have earned at least one Register of Merit in each of categories II through VI and IX of performance events as set forth in Rule SC-050.A.3.
 - c. Racing Points. And must have earned at least four (4) racing points as indicated under Category VII in Rule SC-050.A.3. and have run at least one race with an official speed index of no less than 80.

5. **Award.** In the event that this title is awarded, an appropriate award shall be prepared and presented to the owner of the said horse at an annual Workshop or Convention of the APHA.

SC-020. APHA Superior All-Around Award

- A. **TITLE.** The title of **APHA Superior All-Around Horse** will be awarded to any stallion, mare or gelding which has been issued a Regular Registry certificate by the APHA, provided said horse meets the following requirements. Exception: Unless the individual event rule specifies otherwise.
 1. **Superior Halter.** Must have a superior rating in halter, having earned fifty (50) or more points. See Rule SC-060.A.
 2. **Superior Performance Event.** Must have one superior rating in one performance event, having earned at least fifty (50) points in one of the recognized performance events excluding Category VIII, X and XI. See RA-060.F. for racing qualifications.
 3. **Register of Merit.** Must have earned at least one Register of Merit in at least four (4) of the performance contest categories specified in Rule SC-050.A.3. excluding Category VIII.
- B. **Award.** In the event the title of “APHA Superior All-Around Horse” is awarded, an appropriate award shall be prepared and presented to the owner of the said horse at an annual Workshop or Convention of the APHA.

SC-025. APHA Performance Versatility Award

- A. **TITLE. APHA Performance Versatility Horse.** To earn this award, a horse must have earned five (5) ROMS in at least four (4) of the categories and a Superior rating must have been earned in one of these categories as found in SC-050.A.3., excluding Categories I, VIII and XI.
- B. When the title of “APHA Performance Versatility” is awarded, an appropriate award shall be sent to the recorded owner of the said horse.

SC-030. APHA Superior Event Award

- A. **TITLE.** The title **APHA Superior Event Horse** will be awarded to any stallion, mare or gelding which has been issued a regular registration certificate by the American Paint Horse Association provided said horse has earned fifty (50) or more points in one APHA approved event. **EXAMPLES:** A horse which earns a minimum of fifty (50) points in cutting will be designated as an APHA Superior Cutting Horse; with fifty (50) points at halter, it will be listed as an APHA Superior Halter Horse.
- B. **SUPERIOR EVENT TITLES.** A horse may receive this title for each separate event in which it has earned fifty (50) points. See Rule SC-060.A. See RA-060.F. for racing qualifications.
- C. **CERTIFICATE AWARDED.** When the title of “APHA Superior Event Horse” is awarded, a proper certificate shall be prepared and sent to the record owner of the said horse.

SC-035. APHA Champion Award

- A. **RESERVED TITLE.** In regard to all horses registered by the American Paint Horse Association, the title or term APHA Champion is hereby, from this date and in the future, reserved by the said Association for its express use.
- B. **THE TITLE. APHA Champion** may be awarded to any individual stallion, mare or gelding registered in the Regular Registry of the APHA after it has won a total of forty (40) or more points in competition in official shows, contests, and races approved by the APHA, provided. Exception: Unless the individual event rule specifies otherwise.

1. **Number of Shows, Points and Judges.** That the points have been won in five (5) or more shows or contests and under five (5) or more judges;
 2. **Halter Points.** That at least sixteen (16) points have been won in halter classes and of these sixteen (16), a minimum of ten (10) points must be won in either A or B class shows. (See Rule SC-060.A. and SC-055.)
 3. **Performance Points and Categories.** That at least sixteen (16) of these points have been won in performance classes or contests, and with a minimum of five (5) points each having been earned in at least two (2) different categories only of performance events as set forth in Rule SC-050., excluding Categories I, VIII and XI. These five (5) points must be earned in at least two (2) categories and cannot be earned in a combination of categories.
 4. **Racing and Cow Pony Race Points.** For the purpose of earning an APHA Championship, Racing or Cow Pony Race points may be used. However, both events cannot be used for tabulation of this award.
- C. **CERTIFICATE AWARDED.** In the event that the title of "APHA Champion Horse" is awarded, a proper certificate shall be prepared and forwarded to the owner of said horse.

SC-040. APHA Honor Roll Award

- A. **TOTAL POINTS EARNED.** The Association will make annual awards based upon the number of points earned by an individual horse during that year's competition in each of the events in which points are awarded at APHA approved shows.
- B. **MINIMUM EIGHT (8) POINTS TO QUALIFY.** To qualify for any of the Honor Roll titles, trophies or certificates, the horse must have earned at least eight (8) points in that event during the year.
- C. **TROPHY OR PLAQUE TO CURRENT YEAR'S HIGH-POINT EARNER.** The horse which earns more points during a year than any other horse has earned in that event will be the year's High-Point earner for that event and an appropriate trophy or plaque will be awarded to the horse's owner. EXAMPLE: Honor Roll Cutting Horse, or Honor Roll Western Pleasure Horse.
- D. **CERTIFICATE FOR HIGH-POINT HORSE OF THE OTHER TWO SEX DIVISIONS.** The High-Point individual horse of the other two sex divisions for each event during the year will be so designated and an appropriate certificate shall be prepared and mailed to the owners of said horses. EXAMPLE: if Honor Roll horse is a mare, the other two sex divisions would be Honor Roll Cutting Stallion and Honor Roll Cutting Gelding.
- E. **HALTER HONOR ROLL.** In halter, the horse that earns the most points during the year in each sex division will receive an appropriate trophy or plaque. EXAMPLE: Honor Roll Stallion, Honor Roll Mare, Honor Roll Gelding. Exception: Color Class.
- F. **TOP TEN POINT EARNERS OF EACH EVENT.** Each of the top ten point earning Yearlings, Two-Year-Old, Three-Year-Old, Four-Year-Old and older halter mares, stallions and geldings; Two-Year-Old Western Pleasure and Hunter Under Saddle; Three-Year-Old Western Pleasure and Hunter Under Saddle; Junior Western Pleasure; Senior Western Pleasure; and other respective Junior and Senior Performance classes for the year in each event will be so designated and an appropriate certificate shall be prepared and mailed to the owners of said horses. Except-

tion: Junior and Senior Preliminary Working Hunter. Tabulation will be based on age of horse, not class description, due to combining and splitting of classes. Example: Honor Roll Junior (Event) Horse and Honor Roll Senior (Event) Horse.

SC-045. APHA Open Top 20 Award

- A. **HALTER AND PERFORMANCE.** Year-end recognition will be given to the twenty open horses who earn the most points in open halter and performance classes.
1. **Maximum Number of Shows Counted.** Total points will be compiled on horses from January 1 through December 31. A maximum of 20 APHA approved shows may be used from which their total points will be tabulated. Each show may consist of the main judge and ancillary judges (JU-000.H.6.) A main judge may only be counted from two (2) shows. One alternate show will be used in case of a tie.
 2. **Awards.** All top twenty horses will receive an award.
 3. **Minimum eight (8) points to qualify.**

SC-046. Zone Top 5 Award

- A. This award would recognize the top five horses in each of the zones. This award is based on total cumulative points earned within the respective zone the horse is owned. Exhibitors do not have to live in the zone. (See Article X for states listed in the respective zone.) As long as horse/owner remain in the same zone, points will accumulate on horse (horse may be transferred to someone within the same zone).
- B. **Tie Breaker System:**
1. Horse with greater number of performance points.
 2. Most points earned in fewest shows.
- C. **Awards.** An appropriate award will be mailed to the recorded owner of the first through fifth place horse.
- D. **Minimum eight points to qualify.** To qualify for any of the Zone titles or awards, the horse must have earned at least eight points in that zone during the year.

SC-050. APHA Register of Merit Award

- A. **PURPOSE.** The purpose of the APHA Register of Merit is to establish a record of excellence. Horses are advanced to the Register of Merit when they have won at least ten (10) points in the scale of points for contests in any one open event including halter. See Rule SC-060.A. For exceptions see RA-000.D.
1. **ROM in Halter.** To qualify for a Register of Merit (ROM) in halter, a horse must have earned at least one of the required halter points after December 31, 1990.
 2. **ROM in Performance.** To qualify for one of the Performance Registers of Merit, horses must be entered in one or more of the APHA-approved contests shown in Rule SC-050.A.3.
 3. **Categories.** The following performance contests have been divided into eleven (11) categories and are approved for points and/or awards.

- a. **Category I**
 - i. Halter
- b. **Category II**
 - i. Barrel Racing
 - ii. Pole Bending
 - iii. Cow Pony Race
 - iv. Stake Race
 - v. Team Penning
 - vi. Ranch Sorting
- c. **Category III**
 - i. Reining
 - ii. Western Riding
 - iii. Trail
 - iv. Utility Driving
- d. **Category IV**
 - i. Working Hunter
 - ii. Hunter Hack
 - iii. Jumping
 - iv. Preliminary Working Hunter
- e. **Category V**
 - i. Cutting
 - ii. Tie-Down Roping
 - iii. Team Roping
 - iv. Team Roping Heading
- v. Team Roping Heeling
- vi. Steer Stopping
- vii. Working Cow Horse
- f. **Category VI**
 - i. Hunter Under Saddle
 - ii. Pleasure Driving
 - iii. Western Pleasure
- g. **Category VII**
 - i. Racing
- h. **Category VIII**
 - i. Yearling Longe Line (this category eligible for ROM only)
 - ii. Yearling In-Hand Trail (this category eligible for ROM only)
- i. **Category IX**
 - i. Working Ranch Horse Competition
- j. **Category X**
 - i. Cowboy Mounting Shooting
- k. **Category XI**
 - i. Dressage

**If a class is not listed in these categories,
refer to individual class rules for award eligibility.**

- B. **POINTS AWARDED.** All approved performance classes will be awarded points as set out in Rule SC-060.
- C. **Awards.** When the Register of Merit has been earned, an appropriate award will be mailed to the recorded owner of said horse.

SC-055. Classification of Shows

- A. **NUMBER OF ENTRIES.** Shows shall be classified according to the number of entries in approved classes limited to Paint Horses. This includes halter and performance classes. Each group in a group class will count as one entry.

Class A.—Shows with 150 or more entries.*

Class B.—Shows with 90 through 149 entries.

Class C.—Shows with 51 through 89 entries.

Class D.—Shows with 50 or less entries.

* A minimum of 40 individual horses must be exhibited.

SC-060. Points

- A. **QUALIFYING AGE.** Points shall be awarded only to qualifying 2-year-old and older horses entered and exhibited in approved APHA shows or contests. Exception: Points shall be awarded to yearlings in their respective halter classes with a maximum of 10 halter points to qualify for a Championship, 15 halter points toward a Supreme Championship or Superior Champion, and 25 halter points towards a Superior or Superior All-Around, except that all points earned prior to January 1, 1987 shall apply to the above awards. Points shall also be awarded to yearlings in Yearling Longe Line per Rule SC-191.A. and Yearling In-Hand Trail per Rule SC-192.

1. **Point Tabulation.** Points given for show and contest classes:

Horses in Class	Placing 1st	Placing 2nd	Placing 3rd	Placing 4th	Placing 5th	Placing 6th
2	$\frac{1}{2}$					
3-5	1	$\frac{1}{2}$				
6-8	2	1				
9-11	3	2	1			
12-14	4	3	2	1		
15-17	5	4	3	2	1	
18 & Over	6	5	4	3	2	1

2. **Combined Age Classes.** In figuring the points for a class of combined age groups, only the horses one year of age or older will be counted in the "number horses in class" column on scale above. However, all registered horses in the class, regardless of age, will count toward the classification of the show as set forth in Rule SC-055.A.
3. **Less Than Two Horses.** No class of less than **two** horses shall receive points, but all classes, regardless of number shall be judged.
4. **Number of Horses Actually Shown.** In any contest, points shall be awarded on the basis of the total number of horses actually judged in each contest whether or not an elimination is held. **EXAMPLE:** If 100 horses were entered and exhibited in an elimination, points would be based on that number.

SC-065. Grand and Reserve Champions

- A. **GRAND CHAMPION POINTS AWARDED.** The Grand Champion of each sex division will receive at least one point more than any other horse 1-year-old or older in its sex division, provided at least three 1-year-old and older entries were exhibited in that sex division. If necessary, additional points will be added to the points the Grand Champion won in its age class to give it this total. **The Grand Champion will always receive a minimum total of two points in any show where at least six horses have competed in that sex division which are of point-earning age. See Rule SC-175.L.4.**

1. **Example.** If the Grand Champion Stallion received three points for being first in its class, and the first place stallion in another class also received three points, then the Grand Champion Stallion will be given one point more so that it will have a point more than any other horse in its sex division.
2. **Or.** If the Grand Champion Stallion received three points for being first in its class, and no other stallion received more than two points in its class, then no additional points will be awarded to the Grand Champion Stallion
3. **Or.** The 2-year-old class has two entries, the 3-year-old class has one entry and the aged class has three entries, then if the winner of the aged class is also the Grand Champion; he received one point for winning the class and another point for being Grand Champion in order that he shall have a minimum total of two points, in any show where at least six horses of point-earning age have competed.

- B. **RESERVE CHAMPION POINTS AWARDED.** The Reserve Champion of each sex division will receive as many points as any horse 1-year-old or older in its sex division, except the Grand Champion. If necessary, additional points will be added to the points the Reserve Champion won in its age class to give it this total. **The Reserve Champion will always receive a minimum total of one point in any show where at least six horses have competed in that sex division which are of point-earn-**

ing age. See Rule SC-175.L.4.

1. **Example.** If the Reserve Champion Stallion received two points in its class and another stallion which was not the Grand Champion Stallion received three points in its class, then the Reserve Champion Stallion will be given one point more so that it will have as many points as any other horse in its sex division except the Grand Champion Stallion.
2. **Or.** If the Reserve Champion Stallion received two points in its class and no other stallion, except the Grand Champion Stallion, received more than two points, then no additional points will be awarded to the Reserve Champion Stallion.
3. **Or.** The 2-year-old class has two entries, the 3-year-old class has two entries and the aged class has two entries, and the aged class winner is also the Reserve Champion; he receives one point in order that he has a minimum total of one point, in any show where at least six horses of point-earning age having competed.

SC-070. Exhibitor Conduct

- A. **REQUESTING JUDGE'S OPINION.** An exhibitor may make a request through the ring steward or other show official for a judge's opinion concerning an exhibitor's horse which can be stated in the presence of a ring steward or other show official at any time; however, at no time will fraternization between the exhibitor and the judge be permitted during the show.
- B. **PROHIBITED CONDUCT.** See also Unsportsmanlike Conduct, Rule GR-065.H. and GR-066.A. When an exhibitor, owner or trainer is guilty of unsportsmanlike conduct, such person is subject to disciplinary action by the APHA, including but not limited to, fines or suspension. See Rules GR-060.C., GR-070.A. and GR-070.D. In addition, approaching the judge without following the procedure listed in SC-070.A. above may be considered in violation of GR-065.H. or GR-066.
1. To promote competition in APHA-approved events, in order that APHA's records will, at all times, reflect the actual quality of equine performance, any form of conduct that inhibits competition is expressly prohibited. This offense includes not only the person suggesting the prohibited conduct, but all who participate in the scheme or plan. Such conduct includes, but is not limited to:
 - a. Paying another's entry fee, directly or indirectly; or,
 - b. Encouraging a potential competitor to refrain from entering the class.
 2. Violation of this rule shall disqualify from participation in the event the horse entered by the person paying the fee and the horse entered by the recipient, and shall be referred by the show management to APHA for disciplinary action.
 3. To assist APHA in the promotion of true competition, any person approached by another to cooperate in a scheme or plan to inhibit competition, shall immediately report the matter to show management and then to APHA in writing within 10 days.
 4. A contestant assisted by use of an electronic or two-way communication device by another person outside the show arena or show ring shall be automatically disqualified unless assistance is necessitated for safety of competing horse or horses to be determined by the judge and/or the Executive Committee. (See Rule SC-160. F for exception.)

SC-075. Inhumane Treatment

- A. **INHUMANE MANNER OF TREATMENT.** No person on show

grounds, including but not limited to, barns, stalls, parking area and show arena, may treat a horse in an inhumane manner, which includes, but is not limited to:

1. Placing an object in a horse's mouth so as to cause undue discomfort or distress;
 2. Tying a horse in a manner as to cause undue discomfort or distress in a stall, trailer or when longing or riding;
 3. Letting blood from a horse;
 4. Use of inhumane training techniques or methods; poling or striking horses legs with objects (i.e. tack poles, jump poles, etc.);
 5. Use of inhumane equipment, including, but not limited to, saw tooth bits, hock hobbles, tack collars or tack hackamores;
 6. Any item or appliance that restricts the movement or circulation of the tail; or,
 7. Intentional inhumane treatment which results in bleeding.
- B. **IMMEDIATE REPORT BY MANAGEMENT.** Upon discovery by any show official of inhumane treatment, show management shall immediately report the matter to the Association.
- C. **ACCEPTED STANDARD OF CONDUCT MEASUREMENT.** The standard by which conduct or treatment will be measured is that which a reasonable person, informed and experienced in generally accepted equine training and exhibition procedures, would determine to be cruel, abusive and inhumane. See Rules GR-060.I., GR-066.A.1., GR-070.A., GR-070.D., SC-075 and SC-160.Q.

SC-080. Prohibited Procedures

- A. **PROCEDURES AFFECTING PERFORMANCE OR NATURAL CONFORMATION.** Any Surgical procedure, injection or oral administration of any foreign substance or drug which could affect the horse's performance or alter its natural conformation or appearance is prohibited, except for those surgical procedures performed for the sole purpose of protecting the health of the horse. Upon discovery of the existence of prohibited surgery, show management should immediately report the matter to the Association. See Rule GR-065.E. concerning altering a horse's natural conformation or appearance.
1. **Ineligibility of Participation in APHA Approved Shows.** Such surgical procedure or foreign substance injection shall be grounds for the Executive Committee or any appropriate committee of the Association to bar the horse from future participation in APHA-approved events or shows for such period of time as determined appropriate, and, upon request, the owner shall deliver the horse's registration certificate to the Association for such ineligibility to be prominently marked on the face of the registration certificate. Although ownership of the horse may thereafter be transferred to another party, the transfer of ownership will not dissolve or shorten the term of ineligibility. See Disciplinary Procedures Rule GR-070.
 - a. APHA representatives may examine any registered American Paint Horse for any surgical procedure or injection of any foreign substance or drug which could affect the horse's performance or alter its natural conformation or appearance if entered in any event held in conjunction with an APHA-approved show, whether or not the event is approved by APHA.
 2. **Owner and Exhibitor Each Responsible.** The owner/trainer/ exhibitor are each responsible for a horse's condition and presumed to know all rules and regulations of the Association, and the penalty provisions of these rules. Such individual's voluntary act in entering, exhibiting or

causing to be exhibited a horse in an approved show makes him eligible for disciplinary sanctions, whether or not the owner/trainer/exhibitor had actual knowledge of the surgery, or directly authorized the surgical procedure or injection of foreign substance. Purchase and subsequent exhibition of a horse with such condition in an approved show makes an individual responsible under this rule.

3. **Show Management or Association Examination Request.** Every owner/trainer/exhibitor shall upon request of show management or Association representative, permit examination of a horse for determination of the presence of prohibited surgery and/or foreign substance injection and refusal of request shall immediately be reported to the Association.
4. **Executive Director may Temporarily Suspend Pending Final Hearing.** Pending final hearing by the Executive Committee or such other appropriate hearing committee, the Executive Director may, by giving written notice of his action to the owner of record at his current address as shown on Association records, temporarily suspend a horse from further participation in an APHA-approved event or show and request the return of its registration certificate if preliminary examination indicates a violation of this rule.
5. The definition of exhibitor as provided in the Association's rules pertains also to this rule.
6. Surgical procedures cannot be performed after January 1, 1987.

SC-085. Drugs and Medications

- A. **FORBIDDEN SUBSTANCES.** A horse shall not be shown in any class at a show approved by the APHA or event held in conjunction with an APHA-approved show, whether or not the event is approved by APHA, if the animal has been administered in any manner a forbidden substance. A forbidden substance is defined as any stimulant, depressant, tranquilizer or sedative which could affect the performance of the horse (stimulant and depressants are defined as substances which stimulate or depress the cardiovascular, respiratory or central nervous system). Also forbidden is any substance, regardless of how harmless or innocuous it might be, which might interfere with the detection or quantization of any substance defined above. In the event any forbidden substance is administered to any horse for any reason, the owner and/or trainer should withdraw the horse from competition until the drug is no longer present in the plasma or urine.
- B. **PERMITTED SUBSTANCES.** The following nine drugs or medications are permitted. Administration of these drugs or medications does not require that the horse be withdrawn or kept out of competition. (Exception: does not apply if prohibited by government regulations.)
 1. Phenylbutazone
 2. Flunixin
 3. Ketoprofen
 4. Meclofenamic Acid
 5. Naproxen
 6. Acetazolamide
 - a. May only be administered to horses documented through DNA testing to be Positive (N/H or H/H) for HYPP (Hyperkalemic Periodic Paralysis).
 7. Lidocaine/Mepivacaine
 - a. When administered within 24 hours of showing, may only be used under actual observation of event management (or designated representative) and/or the official show veterinarian, either

of which must sign the medication report form, to aid in the surgical repair of minor skin lacerations which, by their very nature, would not prevent the horse from competing following surgery. A medication report form must be filed with show management as required in section C. below.

8. Furosemide or Lasix, when used, must be administered intravenously at least four (4) hours prior to competition.
9. Isoxsuprine. No part of a dose should be administered during the four (4) hours prior to competing. Any medicated feed should be consumed and/or removed at least four (4) hours prior to competition.

C. **CONDITIONALLY PERMITTED SUBSTANCES.** In addition to those drugs listed in section B., Therapeutic Medications (those drugs listed in the most recent version of the Association of Racing Commissioners International, Inc., ARCI, Uniform Classification Guidelines for Foreign Substances, regulations-class 4 and 5 with the exception of any Anabolic Steroid) given for the legitimate treatment of illness or injury are permitted if ALL of the following conditions are met:

1. Filing of a completed medication report (available from APHA or show management) with show management before exhibiting the horse. The medication report must contain the following information:
 - a. Diagnosis of illness/injury, reason for administration, and name of administering and/or prescribing American Association of Equine Practitioners (AAEP) veterinarian.
 - b. Signature of veterinarian or person administering the medication. If prescribed by written instructions, a copy must be attached to the medication report.
 - c. Identification of the medicine; the name, amount, strength and mode of administration.
 - d. Date and time of administration.
 - e. Identification of the horse: Name, age, sex, color and entry number.
2. The horse must be withdrawn and kept out of competition for not less than 24 hours after the medication is administered.
3. The medication report must be filed with show management within one hour of administration of the medication or one hour after show management is available, if administration occurs at a time other than during competition hours.
4. The medication report must be signed by show management and the time of receipt recorded on the report.
5. While this report must be filed only if the administered medication will be present in amounts detectable in the blood and/or urine samples at the time of competition/sampling, exhibitors are hereby cautioned it is their responsibility to determine whether or not such medication has had time to clear the horse's system. IF THERE IS ANY DOUBT, A MEDICATION REPORT SHOULD BE FILED.

D. **CAUTION AGAINST MEDICINAL PREPARATIONS.** The use of medicinal preparations and tonics of any kind in which the ingredients and quantitative analysis are not specially known is also cautioned against as the use of such may result in a positive analysis of the specimen taken from the horse.

E. **RESPONSIBLE PARTIES.** All owners, trainers and exhibitors are accountable for the condition of any horse which they enter or allow to be entered, in any APHA-sponsored or approved event or event held in conjunction with an APHA-approved show, whether or not the event is approved by APHA. Such persons are hereafter referred to as "responsible parties". By voluntarily entering a horse in an APHA-approved or

sponsored event or event held in conjunction with an APHA-approved show, whether or not the event is approved by APHA, the responsible parties are presumed to know all rules and regulations of the Association. Based on their accountability for their horse's condition, all responsible parties are subject to disciplinary action any time a prohibited substance is detected at an APHA-approved or sponsored event, regardless of the reason the prohibited substance has been administered, and whether or not the responsible parties had actual knowledge of the administration or presence of the prohibited substance.

- F. **INVOLVED PARTIES.** In addition to the "responsible parties" as that term is used in this rule, any person who administers, aids in the administration, causes to be administered, or conspires in the administration of any prohibited substance shall be subject to disciplinary action. Such persons are hereafter referred to as involved parties.
- G. **TESTING BY APHA OR STATE GOVERNMENT.** All drug testing of APHA-approved events will be done under the direction of the APHA unless the show is being conducted in a state whose government has established drug testing procedures. Those shows that are tested by the APHA will be selected at random by the APHA office, however, the show management of any APHA event can request that a show be tested if show management agrees to be responsible for the cost associated with the testing. Any drug testing performed at the request of show management shall be conducted by the APHA staff or its designated representative.
- H. **LABORATORY INTEGRITY.** It shall be presumed that the sample of urine, saliva, blood or other substance tested by the laboratory to which it was sent is the one taken from the horse in question, that its integrity has been preserved, and that all the procedures of the collection and preservation, transfer to the laboratory, analysis of the sample and report received from the laboratory pertaining to the horse in question are presumed to be accurate and correct reflections of the condition of the horse during the show in which the horse was entered. The burden shall be on the responsible or involved parties to rebut the aforesaid presumptions in a hearing conducted by the Association's Executive Committee or its appointed committee.
- I. **REQUEST FOR SPECIMEN.** A request by the APHA representative or its designee to take a specimen of urine, saliva, blood or other substance for testing shall not be refused by any person. Refusal to comply with such a request shall constitute grounds for immediate disqualification of the horse from further participation in the show and shall also be considered a positive drug test for purposes of this rule. Artificial induction of urination is at the option of the owner/agent.
- J. **COOPERATION WITH APHA REPRESENTATIVE.** Cooperation with the APHA-approved veterinarian and/or his agents and/or Association representative shall include, but not be limited to:
 - 1. Taking the animal immediately to the location selected by the appointed veterinarian and/or his agents for testing the horse and present it for testing and presenting the registration certificate or a photocopy for the veterinarian's report.
 - 2. Assist the veterinarian and/or his agent in procuring the sample promptly, including, but not limited to, removing equipment from the horse, leaving it quietly in the stall and avoiding distractions to it. Schooling, lengthy cooling out, bandaging and other delays of this type may be construed as noncooperation.
 - 3. Polite attitude and actions toward the veterinarian and/or his agents and/or Association representative.
 - 4. Failure to cooperate shall be considered a refusal.

- K. **HORSES SUBJECT TO EXAMINATION.** Horses in competition at any APHA-sponsored or approved event or event held in conjunction with an APHA-approved show, whether or not event is approved by APHA, are subject to examination by a licensed veterinarian or an Association representative who must be approved by the APHA. The examination may include positive identification, physical, saliva, urine, blood tests, or other tests or procedures at the discretion of said licensed veterinarian necessary to effectuate the purposes of this rule. Said veterinarian may examine any or all horses in the class(es) in a show, or any horse entered in any class, whether in competition or not, or any horse scratched or withdrawn or which simply fails to appear for competition, by any other exhibitor within 24 hours prior to the class for which it has been entered. A horse which has been withdrawn from competition may be administered a prohibited substance provided the prohibited substance is declared to show management prior to a requested drug testing.
- L. **TEMPORARY SUSPENSION.** At such time as the APHA receives written notification of a positive drug test involving a violation of the rule, all "responsible parties" shall immediately be placed on temporary suspension and denied all privileges of the Association, pending hearing on the matter. The APHA shall mail written notification of this action to the responsible parties and shall also give notification via telephone when possible. Any responsible party will be charged a restitution fee upon receipt of notice to APHA of a positive drug test. See fee schedule in front of Rule Book.
1. **Post Bond.** Each responsible party may post a bond fee at which time that party will be allowed to participate in all APHA events and activities until such time as a hearing is held. See fee schedule in front of Rule Book.
 2. **Certified Check.** The bond must be in the form of a certified check or money order made payable to the APHA. The bond will become effective at such time as it is received in the APHA office.
 3. **Bond Returned.** If it is determined after the hearing that there has been no violation of this rule, the bond will be returned. If it is determined after the hearing that there has been a violation of this rule, the bond will be automatically forfeited to the APHA drug testing fund. This bond forfeiture is in addition to any other penalties or disciplinary action that may be taken against the responsible or involved parties.
- M. **HORSE SUBJECT TO PENALTIES.** The horse involved, as well as the responsible or involved parties, may be subject to, but not limited to, the following penalties where appropriate.
1. **Barred.** Barred from competition.
 2. **Forfeiture.** Forfeit awards, or monies, or points or placings, thereby moving up horses placing behind the disqualified horses and possible redistribution of awards, or monies, or points, or placings.
 3. **Certificate Relinquishment.** Relinquishment of the horse's registration certificate to the Association for a specific period of time. Although ownership of such horse may, thereafter, be transferred to another party, the transfer of ownership will not dissolve or shorten the terms of disciplinary action.
 4. **Penalties or fines.**
 5. **Suspension.**

SC-090. Show Approval

- A. **APPLICATION FORMS.** Any organization, club or individual may request their show or contest and the results be approved by APHA. Application forms must be obtained from the APHA.

- B. **SELECTION OF JUDGES.** Judges must be selected from the current approved list of the American Paint Horse Association and/or specialty association as outlined in Rule JU-000.C.1., effective January 1 of the current year.
1. Request For Judges List. Upon request, the office of the Executive Director of the APHA will furnish a list of qualified and approved judges to organizations or persons sponsoring shows or contests.
- C. **FORM POSTMARKED DATE.** An application form(s) shall be postmarked, postal meters are not acceptable, to the APHA at least ninety (90) days prior to the show or contest entry deadline or show date, whichever comes first. Any application mailed from outside the continental U.S. must be postmarked one hundred (100) days prior to the show or contest entry deadline or show date, whichever comes first. Show approval applications may be sent via fax provided the appropriate credit card information is included. The application(s) must be accompanied by a **non-refundable** member or non-member fee, per judge per show application fee. See fee schedule in front of Rule Book.
- D. **FORM POSTMARKED LATE PENALTIES.**
1. **Postmarked Less than Ninety (90) Days.** Show applications postmarked less than ninety (90) days prior to the show or contest entry deadline or show date, whichever comes first, may be approved with a late penalty fee per judge per show application fee, non-refundable. Late fee is in addition to member or non-member application fee. See fee schedule in front of Rule Book.
 2. **Postmarked Less Than Sixty (60) Days.** Show applications postmarked less than sixty (60) days prior to the show or contest entry deadline or show date, whichever comes first, may be approved with a late penalty fee per judge per show application fee, non-refundable. See fee schedule in front of Rule Book.
 3. **Postmarked Less Than Thirty (30) Days.** Show applications will not be approved if postmarked, no postal meters accepted, less than thirty (30) days prior to the show or contest entry deadline or show date.
- E. **CLASS LIST SUBMISSION.** Approval of a show will not be granted until a show bill or premium list in scheduled order and date for such show is received by the APHA. Once the show bill or premium list is submitted, the list of classes can be amended up to 30 days prior to show by written notification to APHA. See Rule SC-120.
- F. **ADDITIONAL INFORMATION.** All additional required information needed in order to approve a show, should be received in the APHA office no later than 30 days prior to the starting date of the show. This includes class lists, show bills, judge names and any other information required by the performance department. If information is not received within this recommended time frame, future show approvals may be affected.
- G. **DENYING OR RESTRICTING ENTRIES.** Any show that denies or restricts entries in any one of the events listed in SC-175, SC-180 or SC-190 will not have their show results approved.
- H. **SHOW APPROVAL NOTIFICATION.** Show or contest officials will be notified by the APHA if their show or contest is approved or what factor(s) need to be rectified so that the show or contest may be approved. If a certain class is not approved, it may not prohibit the approval of the remaining classes.
- I. **SHOW WEEK-END APPROVAL.** Show applications are approved based upon the date of the week. An APHA-approved show having been

held the previous year is considered an established show and has priority to reserve identical days per calendar week for the current year until terminated by APHA.

- J. **MILEAGE BETWEEN SAME SHOW DATE SHOWS.** A show may be approved on the same date as another APHA-approved show if the two are not located within 250 highway miles (402.336 km) of each other, with the exception of state, regional and county fairs, and major livestock shows which may be on the same date as another approved show despite proximity. The last sponsor of any individual show has the right to sponsor the show in the following year, provided their application complies with SC-090.C.& K.
- K. **PRIORITY OF SHOW DATES.** Show dates are not the property of individuals or clubs. In the event the previous sponsor does not obtain approval for the show date, then the regional or state club has first priority on the date. A show not approved or held the prior year is considered a new show. Additionally, a show which changes sponsoring body (the individual or regional club financially responsible for holding the show) or the show name or changes location more than 250 miles (402.336km) is considered a new show without priority for days.
1. **Mileage Waiver.** If all affected show managements agree to waive Rule SC-090.J., then and in that event, approval may be granted.
 2. **Mileage Limitation, U.S. and Canada.** The mileage limitation between shows does apply to shows between the United States and Canada.
 3. **Cancellation of Show Dates.** Sponsors of shows who cancel their dates must notify the APHA Performance Department IMMEDIATELY so the date(s) can be made available to another sponsor.
 4. **Show Approvals on APHA Sponsored Show Dates.** Single-judge shows will be approved by the APHA during the same dates that an APHA-sponsored show is held. Paint-O-Ramas and *two-judge shows* may be approved during APHA sponsored shows with a 600-mile (965.606km) restriction.
 5. **Traditional Holiday Weekends.** All APHA regional clubs who have received approval from the Executive Committee to host shows on traditional holiday weekends on a permanent basis will continue to receive approval under the following requirements:
 - a. This policy applies only to approved APHA regional clubs.
 - b. The mileage restriction will apply to new shows requesting the same dates on which the traditional holiday weekend falls.
 - c. The mileage restrictions would not apply to shows established on the two numbered weekends that are affected by the reserved traditional holiday assignment(s) and calendar shifts.
 - d. The show must be held in the same state.
 - e. The show must be held each year. If the show is not held, the club forfeits that traditional holiday weekend.
 - f. New traditional holiday weekends will not be given after January 1, 1986.
 - g. This rule is retroactive to January 1, 1985.
 6. No new shows may be submitted for approval the same weekends as Workshop and Convention in the U.S. or Canada. See SC-090.K., for explanation of a "new show." Exception: Zone 12, 13 and 14.
- L. **NAME OF SHOW.** All shows or contests approved by the APHA shall be named, advertised, listed and otherwise referred to as a Paint Horse Show. The name of the show or contest may not include words referring to another breed, breed association and/or type of horse. **The words**

“Champion” or “Championship” are reserved for shows sponsored by the APHA. Nor shall any individual or organization use the words, **World, National, or International** in connection with any sale, futurity, or other activity sponsored by such individual or organization which states or infers that the same is approved by the APHA without the written permission of APHA.

- M. **APPROVAL DENIED OR WITHHELD.** Withholding approval of regional club sponsored shows will be in accordance with Article IX, Section 3.B.1. & Section 6. and SC-090.L
- N. **APHA RULES TO BE USED.** The rules as set out in this APHA Rule Book shall be used at all approved shows, unless otherwise approved by the Executive Director of the APHA. Failure to follow the APHA Rule Book in conducting the show may result in future approval of shows being denied and/or possible disciplinary action. The Executive Committee would decide such cases.
- O. **FAILURE TO PAY SERVICES.** The sponsor or sponsors of any APHA-approved show which fails to pay for any services rendered by a third party (i.e. judges fees, cattle fees, facilities, or to pay premium money to exhibitors, etc.) in connection with the holding of an approved show will be denied APHA approval for future shows until all fees are paid.
- P. **TITLES RESERVED.** The following titles shall be reserved for exclusive use by APHA: APHA WORLD CHAMPIONSHIP SHOW, APHA WORLD CHAMPION HORSE and APHA RESERVE WORLD CHAMPION HORSE; APHA INTERNATIONAL CHAMPIONSHIP SHOW, APHA INTERNATIONAL CHAMPION HORSE and APHA RESERVE INTERNATIONAL CHAMPION HORSE; AjPHA YOUTH WORLD SHOW, AjPHA WORLD CHAMPION HORSE, and AjPHA RESERVE WORLD CHAMPION HORSE and APHA NATIONAL CHAMPIONSHIP SHOW, APHA NATIONAL CHAMPION HORSE and APHA RESERVE NATIONAL CHAMPION HORSE.

SC-095. Minimum Requirements for Shows

- A. **APPROVAL.** For a show to be approved, the following classes must be offered. Open Regular Registry:
 - 1. **Stallions.** Four (4) Halter classes for stallions.
 - a. Yearlings.
 - b. Two-Year-Olds.
 - c. Three-Year-Olds.
 - d. Four-Year-Olds and older.
 - 2. **Mares.** Four (4) Halter classes for mares.
 - a. Yearlings.
 - b. Two-Year-Olds.
 - c. Three-Year-Olds.
 - d. Four-Year-Olds and older.
 - 3. **Geldings.** Two (2) Halter classes for geldings.
 - a. Yearlings and Two-Year-Olds.
 - b. Three-Year-Olds and older.
 - 4. **Performance.** Four (4) Performance contests. Rule SC-190.A.
 - 5. **Open Solid Paint-Bred/Breeding Stock.** (see Rule SC-325.K.)
 - a. Six (6) Halter classes to include:
 - 1. at least two (2) mare classes and
 - 2. at least two (2) gelding classes and
 - 3. at least two (2) stallion classes
 - b. Three (3) performance classes.
- B. **AGE DIVISIONS.** Age divisions may be added for halter and performance events if entries justify.

- C. **NOTICE:** In special cases the Executive Committee of the Association may approve single classes for APHA points. Such approved classes must use an approved APHA judge and use the show rules as set forth in this Rule Book.

SC-096. APHA Special Events

- A. Organizations or individuals wishing to stage or sponsor APHA Special Events (i.e. team pennings, cuttings, reinings, team ropings, **cowboy mounted shootings, dressage competitions**, etc.) must obtain approval of the APHA if the results of such events are to be recognized and points are to be awarded to the horses which place sufficiently high in that event. Approval does not carry over from year to year, but must be obtained for each individual event. All rules, regulations and fees pertaining to APHA shows will be followed in APHA Special Events.

1. A special event is limited to two judges in the arena at any given time and held on one day.
 - a. Specialty judges may be hired for specific classes as outlined in Rule JU-000.C.
2. Mileage restriction: Rule SC-090.J. applies only if the regular APHA-approved show includes the special event classes.
3. A special event can be held on contiguous dates and within 250 miles of any other APHA-approved show. However, a maximum of 2 special events can be held on contiguous dates and within 250 miles of each other.
4. Maximum events: A maximum of **3 Special Event categories may be held as listed below.**

a. Special Event

Category I

Halter

Color Class

Yearling Longe Line

Yearling & 2-Year-Old Longe Line

(Zone 12, 13 and 14 only)

b. Special Event

Category II

Barrel Racing

Pole Bending

Stake Race

Goat Tying

Cow Pony Race

c. Special Event

Category III

Reining

Western Riding

Trail

Yearling In-Hand Trail

Yearling & 2-Year-Old In-Hand Trail

(Zone 12, 13 and 14 only)

Utility Driving

d. Special Event

Category IV

Hunter Hack

Hunt Seat Equitation Over Fences

Jumping

Preliminary Working Hunter

Working Hunter

e. Special Event

Category V

Breakaway Roping

Tie-Down Roping

Steer Stopping

- | | |
|-----------------------------------|---------------------------------|
| | Team Roping Heading |
| | Team Roping Heeling |
| | Ranch Sorting |
| | Team Penning |
| | Cutting |
| | Working Cow Horse |
| f. Special Event
Category VI | Hunter Under Saddle |
| | Pleasure Driving |
| | Western Pleasure |
| g. Special Event
Category VII | Showmanship |
| | Hunt Seat Equitation |
| | Western Horsemanship |
| h. Special Event
Category VIII | Working Ranch Horse Competition |
| i. Special Event
Category IX | Cowboy Mounted Shooting |
| j. Special Event
Category X | Dressage |
5. *Classes may be offered in each division (open, solid Paint-Bred, amateur, youth, green, novice amateur, novice youth, amateur walk-trot, etc.) within a Special Event category.*
 6. All other rules in the General Show and Contest section of the APHA Rule Book shall apply.
 7. For NCHA dual-approved Special Events, see Rule SC-286.
 8. For Working Ranch Horse Special Events, see Rule SC-301.
 9. For Cowboy Mounted Shooting Special Events, see Rule SC-305.
 10. For Dressage Special Events, see Rule SC-310.

SC-100. Single-Judge Shows

- A. **SINGLE-JUDGE SHOW.** A single-judge show is limited to one judge in the arena at any given time and held on one or more days.

SC-105. Multiple-Judge Shows

- A. Multiple-Judge shows are two-judge shows, Paint-O-Ramas or Zone-O-Ramas and are limited to APHA-approved shows in which two or more judges are in the arena judging independently at one time on one or more consecutive days.
 1. Only show applications deviating from Rules shall be reviewed by the APHA Executive Committee.
 2. Multiple-judge shows must be sponsored and operated by an official APHA Regional Club.
 - a. EXCEPTION 1. Two-Judge Shows. See Rule SC-090.J.
 - b. EXCEPTION 2. Zone-O-Ramas. See Zone-O-Ramas, SC-105.B.3.
 3. An entry in a multiple-judged show will be considered an entry under all judges and all show fees will be assessed accordingly.
 4. Multiple-judged shows must have each judge work independently. **There shall be no consultation or visiting between judges during the actual judging.** Show management must provide a competent scribe for any judge if he or she requests one when signing a contract.
 5. The results of the Grand and Reserve Champion classes will not be announced until all judges for that day have completed their judging on the respective sex division of the Grand and Reserve Champion classes.
 6. Individual runs for each judge may be made in all timed events. The

decision on whether or not to require individual runs for each judge is to be made by the show manager.

B. MULTIPLE-JUDGE SHOWS.

1. TWO-JUDGE SHOWS.

- a. A two-judge show is limited to two (2) judges in the arena at any given time and held on one or more consecutive days.
- b. Such shows cannot be held on contiguous dates and within 250 highway miles (402.336km) of any other APHA-approved shows.
- c. **Exceptions:**
 1. Youth/amateur multi-judged shows.
 2. Shows in International countries.
 3. Shows held at the exact same show location by the same sponsor or different sponsors.
 - a. Such shows may be held on contiguous dates (back-to-back), not to exceed two back-to-back two-judge shows at any given time.
 - b. Such shows (back-to-back two-judge shows) must be separate shows on two or more days with different judges for each show. Classes may not be combined with all four judges judging on the same date.
 - c. No concurrent judging is allowed; however, two shows may be judged simultaneously on the same date, not to exceed two judges in the arena at any given time. (Ex. two judges may be in one arena while another arena has two judges. Separate arenas are arenas in two separated buildings or areas.)
 - d. One show must be completed before another show starts with the exception of holding the two shows in separate arenas as in (c.) above.
 - e. Any person, organization or regional club may hold these types of shows.
 - f. The number of these types of shows allowed per year is unlimited.
 - g. These shows may only be held at the exact same location.
 - h. These shows cannot be held within 250 highway miles (402.336km) of any other APHA-approved shows on the same date/weekend at a different location.

2. PAINT-O-RAMAS.

- a. Paint-O-Ramas are limited to two (2), three (3), or four (4) judges on one or more consecutive days, not to exceed four (4) judges in the arena at any given time.
 1. Exception: Halter and Longe Line classes ONLY, may be approved on the same date and judged simultaneously not to exceed eight (8) judges in the arena at any given time; and/or,
 2. Exception: Trail and Showmanship classes ONLY, may be approved on the same date and judged in split arenas with separate courses/ patterns not to exceed eight (8) judges (four (4) per course/ pattern) in the arena at any given time.
- b. The number and location of Paint-O-Ramas which each APHA Regional Club is entitled to have shall be determined by the following:
 1. Any APHA Regional Club whose territory encompasses one or more entire state(s) or province(s) or country may have a maximum of two (2) Paint-O-Ramas per year. All other APHA Regional Clubs are entitled to one Paint-O-Rama per year.
 - a. EXCEPTION: Any APHA regional club whose province,

territory or state located within Zone 10 may hold a maximum of four Paint-O-Ramas per year.

2. No APHA Regional Club may sell or assign its Paint-O-Rama sponsorship to any other club.
 3. No APHA Regional Club may host a Paint-O-Rama outside its state(s) or province(s) or country.
3. **ZONE-O-RAMAS.**
- a. Each zone is eligible for one Zone-O-Rama per year.
 - b. Each Zone-O-Rama is limited to a maximum of six (6) judges on two or more consecutive days.
 - c. Each Zone-O-Rama show must be coordinated and sponsored by a Zone Coordinating Committee consisting of representatives from each state and/or Regional club of the zone. See Article X.
 - d. Guidelines furnished annually by the Association must be followed for Zone-O-Rama show approval. See Article X, Zone Coordinating Committees.

SC-110. Show Manager

- A. **ELIGIBILITY.** Any reputable person who can furnish proof that he is capable through ability or experience may act in the capacity of show manager.
- B. **PERSON IN CHARGE.** The show manager shall be the person in charge of the Paint Horse division of the show or contest. MANDATORY attendance of the show manager on the show grounds is required while he/she is in charge.
- C. **ENTRY BLANKS, PREMIUM LISTS AND CATALOGS.** The show manager shall have the jurisdiction over preparing and mailing all entry blanks, premium lists and catalogs. He shall enforce the arrival and departure times as shown in the premium list or as advertised.
- D. **RESPONSIBILITIES.** The show manager shall at all times extend every effort to satisfy the comfort of the horses, the exhibitors, the spectators and the officials. He shall be held responsible for maintenance of clean and orderly condition throughout the show or contest.
- E. **AUTHORITY.** The show manager shall have the authority to enforce all rules referring to the show or contest. He may excuse any horse or exhibitor from the show or contest prior to or during the judging for the safety of other horses or the spectators or remove an exhibitor for unsportsmanlike conduct.
- F. **SHALL NOT ACCEPT ADDITIONAL ENTRIES.** The show management shall not accept additional entries in a class once competition or judging for that class has begun.
- G. **IDENTICAL CONDITIONS FOR ALL.** He shall make sure all obstacles, barriers, starting lines, markers, etc., are returned to their original position for each contestant so that conditions are identical for all contestants.
- H. **ARENA GATES OPEN OR CLOSED.** The show management shall use his judgment on whether the show arena gates will be open or closed during timed events. EXCEPTION: YP-080.K. His decision shall be based upon the condition and layout of the show arena.
- I. **LINE UP FOR PLACINGS.** The show management must line up in order and announce placings in all classes under all judges of all contestants one through seven places in an area designated by show management after the class is complete. This will allow exhibitors and their horses to exit the arena at the completion of the class and/or at the completion of their individual work in any particular event.
- J. **RETAIN COPIES OF JUDGE'S CARDS.** At the close of the show or contest, the show management shall retain copies of the original signed

judge's placing cards, copy of the show results and entry cards for at least one (1) year from date of show.

SC-115. Show Secretary

- A. **ELIGIBILITY.** Any reputable person may act in the capacity of show secretary who can furnish proof that he or she is capable through ability and experience and is familiar with APHA rules.
1. The show secretary may not hold the position of show manager or ring steward at a show at which he/she serves as show secretary.
 2. The show secretary shall be the primary person responsible for verifying exhibitor and horse's eligibility and correctness of show results, thus requiring MANDATORY attendance of the show secretary on the show grounds throughout the duration of his/her responsibilities at the show.
- B. **RESPONSIBILITY.** The responsibility of the show secretary shall be to:
1. Serve as primary contact for show results by maintaining and recording both entries and show results. If a horse is disqualified, it is not to be placed, regardless of the number of horses in the class, but counts as an entry in the class.
 2. The show secretary must submit show results to the Association within fifteen (15) days of the last date of the show.

SC-120. Premium Lists and Prizes

- A. **PREMIUM LIST ENTRY FEES.** Premium lists and entry forms should be printed in order to insure uniformity. All shows must abide by the entry fees listed on their premium lists.
- B. **PRIZES OFFERED.** If money prizes are offered, the fixed amount of each prize shall be stated in the premium list. Special prizes do not have to appear on the premium list but it is recommended because it enhances the attractiveness of the show or contest. The show committee is not required to award any existing unwon prizes.
- C. **CONTENT.** The premium list shall contain a list of officers of the show or contest and the names of the Paint Horse officials. The exact location of the show must be specified and the date or dates to be held; also, the closing date of entries and the exact date and starting time, a list of APHA approved classes in the order to be held and the name of the judge for each day. See Rule SC-160.J & K.
- D. Failure to provide published or advertised monies, scholarships, prizes or awards at APHA-approved shows may result in disciplinary action against the regional club, show management or show sponsors at APHA's sole discretion. Written complaints with supporting evidence regarding the announced awards, etc. should be submitted to APHA within 90 days of the date the items were to be awarded. The Executive Director shall have the authority to take appropriate action or to schedule a disciplinary hearing before the APHA Executive Committee. Such appropriate action, if warranted, may include, but not be limited to future denial of show approvals, revocation of club charters, fines and/or suspensions.
1. Show sponsors/management must take the necessary steps to assure that all monies, prizes, awards or scholarships can be distributed as advertised, including but not limited to, escrow of funds to accomplish same. Failure to do so can result in possible disciplinary action. (See Article IX., Sec. 8 regarding regional clubs or show sponsors. Also, Rule GR-070 regarding disciplinary actions.)

SC-125. Show Results

- A. **SUBMISSION OF SHOW RESULTS.** Show results must be submitted *electronically* in the format specified by the APHA Performance

Department ***within fifteen (15) days of the last scheduled show date.*** In addition, the original, signed, final judges' card(s) ***or scanned copies of judges' cards along with appropriate show assessment fees must either be submitted electronically or mailed within fifteen (15) days of the last scheduled show date. Show results not submitted electronically will be assessed a special handling fee.*** Show management must return completed judges evaluation forms provided in show packet in order for show results to be processed, or any future show approvals will be denied until evaluation forms are completed and returned to the office.

- B. **SHOW ASSESSMENT FEES.** SHOW MANAGEMENT MUST COLLECT A FEE PER HORSE ***PER SHOW (JUDGE)*** FOR SINGLE, TWO JUDGE SPECIAL EVENT SHOWS, PAINT-O-RAMAS AND ZONE-O-RAMAS AND FORWARD TO APHA OFFICE IN ORDER FOR SHOW RESULTS TO BE PROCESSED. SEE RULE GR.055.A. See fee schedule in front of Rule Book ***for specific show assessment fees.***
- C. **SHOW RESULT SUBMISSION OR CANCELLATION DEADLINE.** Failure to ***submit*** the completed show ***results*** or notification of cancellation to the Association within fifteen (15) days of the last scheduled show date may result in future approval being denied. Shows which are more than thirty (30) days delinquent in filing their results are to be listed in the *Paint Horse Journal*.
- D. **RETAINING RECORDS.** At the close of the show or contest, the show management shall retain copies or duplicates of the judge's original, signed, final placing cards, copy of show results as received from APHA and show entry cards for one (1) year from date of show.
- E. **PUBLICATION AND CORRECTION OF SHOW RESULTS.** Show results of approved shows and contests will be listed on the Official Association Website. A period of one year from the date of the show will be allowed for a correction of show results. After that date, no request for show result correction will be considered. It is the responsibility of the owner of record at the time the horse is exhibited to notify APHA of any possible errors in show results.
- F. **DISCREPANCIES.** Discrepancies between APHA-approved show classes and classes actually offered and conducted at the show shall be presented to the Executive Committee for judgment when properly submitted by the contestants or show management.

SC-130. Judges

For information on requirements for becoming an approved APHA judge, contact the APHA by mail, telephone, or on the internet, see APHA Department Extensions listed in the Index. See Judges Section for rules governing Judges (JU-000).

SC-135. Ring Steward

- A. **QUALIFICATIONS.** A competent ring steward will be required at all approved shows. Any reputable person may act in the capacity of ring steward who can furnish proof that he is capable through ability or experience and is familiar with the APHA rules.
- B. **LARGE CLASSES.** A good ring steward makes the work of the judge much easier by relieving the judge of unnecessary details. If the class is too large, the ring steward will inform the judge of the size of the incoming class so the judge may divide the class if he wishes to do so. By assembling the class promptly, he will be able to keep the judging program on schedule and eliminate long delays between classes.
- C. **HORSES PRESENT OR ABSENT IN CLASS.** The ring steward will notify the judge when all horses are present for each class and call his

attention to those horses which are absent. This information will be placed on the record which the steward marks after each class has been judged.

- D. **ASSIST THE JUDGE.** The ring steward(s) must have in mind that they have been selected to help the judge—not advise him. Steward shall carefully refrain from discussing or seeming to discuss the horses or the exhibitors with the judge. Stewards shall not take part, or seem to take part, in any of the judging. When steward is not actively engaged in his duties, steward shall place themselves in such a position so as not to interfere with the judging and the view of the spectators. Steward must not allow the exhibitors to crowd up in the ring or arena and should, at all times, endeavor to keep the possibilities of an accident at a minimum.
- E. **AUTHORITY AND ACTIVITY IN THE RING/ARENA.** The ring steward has charge of the activity in the ring or arena. The ring steward shall act as mediator between the judge and the exhibitor. The judge should request the steward to move and place horses as he advises. When the ring or arena size is small and the class entries are large, steward should survey the situation and take every precaution to keep the horses moving until the judge is ready for them to be judged. Steward has the authority to ask an exhibitor to remove his/her horse for the safety of other horses or the spectators or remove an exhibitor for unsportsmanlike conduct.
- F. **SIFTING.** It is important that the ring steward be familiar with the procedure of sifting, when the classes are large and the judge requests that he/she line them up for the first sift, the second sift, and so on, until the judge has his class ready.
- G. **ARRANGING CLASS PLACINGS.** The ring steward shall assist in arranging the class winners the same in every class. The public has a right to know how the various horses placed. Example 1st through 7th or 7th through 1st.
- H. **GRAND AND RESERVE JUDGING.** When the judge has completed the judging of halter classes of one sex division, then the steward shall call all first and second place class winners into the ring. Steward shall assemble the first place class winners in one line and the second place class winners in another.

SC-140. Veterinarian

- A. **LICENSED VETERINARIAN.** Any licensed veterinarian may officiate in the capacity of horse show veterinarian.
- B. **HEALTH REQUIREMENTS.** Health requirements should be outlined in the catalogs and on the entry blanks and enforced by the show management and veterinarian at facilities where required.

Show Awards

SC-145. Show All-Around Award

- A. **SCORING FOR SHOW ALL-AROUND.** It is not mandatory for an All-Around award to be made at an approved show; however, if such an award is designated, the following scoring system *is the recommended method* to determine the winner:
 - 1. **Grand and Reserve Champion Points.** To be eligible for All-Around honors, a horse must compete in open halter and at least three of categories II through VI as listed in Rule SC-050.A.3 Halter Grand Champions will receive two additional points and Reserve Champions one additional point.
 - 2. **Class Points.** Horses placing in the top six will be given a point for

each horse placing below them plus one point not to exceed six points for first place. Points are calculated through sixth place. Example: In a class of six or more horses, the first place horse receives six points; the second place horse gets five points; in a class of four the first place horse receives four points; the second place gets three points; etc.

3. **No Points When Disqualified.** No points are to be awarded to a disqualified horse, regardless of the number in the class; however, when less than six are placed, even though more than six entered the class, points will be awarded on the basis of the number exhibited in the class.
4. **Ties.** All ties must be resolved by rules stated by the show management or the flip of a coin.
5. See individual class rules to determine eligibility for this award.

SC-150. Show High-Point Performance Award

- A. **AWARD NOT MANDATORY.** It is not mandatory for a **Show High-Point Performance Horse** award to be made at an approved show; however, if such an award is designated the following scoring system **is the recommended method** to determine the winner.
- B. **PERFORMANCE EVENTS AND POINTS.** To be eligible for High-Point Performance Horse honors, a horse must compete in at least three approved performance events. Points will be awarded according to SC-145.A.2.-5.

SC-155. Ribbons

- A. **SEVEN PLACINGS.** Each class must be placed through the seventh horse, or whatever number is present, if fewer than seven (7) even though ribbons are not given to all seven (7) horses. If a horse is disqualified, it is not to be placed even if there were fewer than seven (7) qualified horses in the class. The following schedule of ribbons is recommended for all shows and contests.

Ribbons to six places.

1st place—blue	4th place—white
2nd place—red	5th place—pink
3rd place—yellow	6th place—green
Grand Champion Stallion, Mare or Gelding—purple	
Reserve Champion Stallion, Mare or Gelding—purple & white	

Show Rules

SC-160. General Show Rules

- A. **ELIGIBILITY TO SHOW.** A show must be open to all Paint Horse members in good standing with the APHA to gain approval. All exhibitors must possess a current APHA/AjPHA membership in order to show in APHA-approved classes. No exhibitor may be required to be a member of any organization other than APHA in order to compete in an approved class. Show management must inspect the current card, legible photocopy of the current card or a temporary card at each show. Application/renewal for an APHA or AjPHA membership card shall be made on a form provided by APHA, available from them at no charge, and returned with applicable fees as provided. A temporary membership card may be applied for through the show secretary at an APHA-approved show. See Rules GR-020.H., AM-015.A. and YP-005.A.
 1. **Age.** The minimum age of an exhibitor will be five (5) years of age with the exception of Leadline. For APHA purposes, the age of an

individual on January 1 shall be maintained throughout the entire calendar year.

2. A youth must be at least 16 years of age to exhibit a stallion in open classes. See Rule YP-080.B.1.
 3. *In order for a Paint horse to receive an APHA award, the owner must be an APHA or AjPHA member on the date the award is bestowed. To be eligible to receive the award, the owner may retroactively purchase the required annual membership. Despite owner eligibility, the horse's achievement will be recorded in its permanent record.*
- B. **DENYING OR RESTRICTING ENTRIES.** Any show that denies or restricts entries in any one of the events listed in SC-175, SC-180 or SC-190 will not have their show results approved.
- C. **REGISTRATION PAPER INSPECTION.** Show management must inspect the registration certificate or photocopy of registration certificate of each horse entered in an approved class. Entries shall be made in the name of the recorded owner.
- D. **ENTRY WITHDRAWAL.** Any contestant withdrawing from a contest after entering shall forfeit his entry fee and all go-round or day money which may be accruing to him at the time of his withdrawal; except, that in case of incapacitating sickness or injury to himself or his horse, or serious illness or death of the contestant's family, all prize monies won by him to that point in the contest shall be paid.
- E. **EXHIBITOR RESPONSIBILITY.** Exhibitors are responsible for:
1. Being knowledgeable of and following the current rules as set forth by APHA and Show Management.
 2. Completing entry form legibly and accurately with information exactly as is printed on horse's registration papers.
 3. Pre-entering and post-entering horses in correct halter and performance classes. A horse entered in the wrong class may be transferred to its correct class prior to that class being judged.
 4. Reporting to the gate promptly for the class and notifying gate personnel of tack changes needed.
 5. Being considerate of other exhibitors and show management.
- F. **EXHIBITORS WITH SPECIAL NEEDS.** An exhibitor who is physically challenged and needs special accommodations may request a variance from the Executive Committee to have their special needs accommodated to be allowed to exhibit and be judged in APHA-approved classes. The Executive Committee will issue a letter to the exhibitor granting or denying the request, stating the accommodations necessary and classes to be exhibited in. The letter must be applied for at least thirty (30) days prior to the first show and on a yearly basis. The letter will be valid through December 31 of the current calendar year.
1. It is the exhibitors' responsibility to present the letter or photocopy to the show management when making their entries.
 2. It is show management's responsibility to inform the judges of special accommodations being used.
- G. **ENTRY FEES.**
1. **All Day Fees.** An exhibitor may be required to go in a set number of classes; however, no specific class may be required in order to receive all day fees.
 2. **Forced Entry.** An approved Paint Horse show may not require that an exhibitor enter or pay entry fees in any class to be eligible for another class. For example, a show or contest may not require entries in halter to show in performance classes, or vice versa.

3. **Paying Another Exhibitor's Entry Fee.** No person shall pay another exhibitor's entry fee for the purpose of enlarging an approved class nor shall any person accept payment of an entry fee for another to enlarge a particular class. Violation of this rule shall disqualify both horses involved in the transaction and shall be referred to the proper APHA authority for further disciplinary action as warranted.
- H. **ENTRY NUMBERS.** Entry numbers must be assigned to horses, not exhibitors, and the exhibitor must display the correct number assigned for the horse being exhibited in APHA approved shows. If exhibitor elects to display number on saddle pad in performance events, it must be on both sides. Failure by exhibitor to display the correct number and in a visible manner while being judged shall result in disqualification from the class.
- I. **DISQUALIFIED HORSES.** Disqualified horses are not to be placed.
 1. If a horse is disqualified, it is not to be placed, regardless of the number of horses in the class, but counts as an entry in the class.
 2. A judge may disqualify an exhibitor and/or horse from competition for any condition the judge considers unsafe, but counts as an entry in the class.
 3. Disqualification of an exhibitor and/or horse by the APHA Performance Department due to a violation of an eligibility rule set forth by the current APHA Rule Book will not be placed and the number of entries will be lowered. The total number of entries in the class and the placings of the other exhibitors may be changed. EXCEPTION: Geldings which are still listed as stallions according to APHA records at the time the show results are processed at the APHA office will be disqualified from halter (Youth, Amateur and Open), and all Youth classes, but entries will not be lowered.
- J. **PREMIUM MONEY.** If premium money (pay back) is provided the show management must make the full premium payments. The management cannot require a portion of the premium money to be added to any open sweepstakes or championship class. It shall be the option of the exhibitor to pay his fees for a championship or other sweepstakes event.
- K. **SHOW SCHEDULE TIME.** An approved show will not be permitted to start earlier than the advertised schedule.
- L. **POSTING PATTERNS/COURSES OR SPECIAL INSTRUCTIONS.** All patterns, courses or special instructions for classes requiring such shall be posted at least one hour before the scheduled time of class.
- M. **ANNOUNCING NAMES OF HORSES/OWNERS/EXHIBITORS.** Show management shall not announce the names of horses, owners and/or exhibitors prior to judging being completed in a class. All entries should be referred to by exhibitor number.
- N. **IMMEDIATE FAMILY.** For horse show purposes, the term "immediate family" shall include the following: husband, wife, parent, stepparent, child, stepchild, brother, sister, half-brother and half-sister. For Amateur and Youth eligibility and ownership see AM-010, AM-020, YP-010, YP-015.
- O. **APPROPRIATE ATTIRE.** In all Western events, speed events and halter, it is mandatory to wear appropriate Western attire including shirt, blouse, jacket or vest with long sleeves and collar (band, tuxedo, stand-up, etc.), pants (Western type) ankle length or longer*, Western hat, and Western boots. The use of spurs, chaps, and hard hats are optional.

*Exception: Religious reasons. See Rule SC-195 for English attire.

 1. Exhibitors, and anyone assisting exhibitors in the arena at APHA-sponsored shows (example: APHA World Show, AjPHA World Show), are allowed to display up to four logos (any company,

ranch/farm, or horse) on their equipment and apparel, etc., provided they meet the following size restrictions.

- a. Logos on any attire or equipment may be a maximum size of 2" x 3", or 6 square inches.
 - b. Pocket emblems and apparel manufacturer logos on clothing for sale "off the rack" may not exceed 1" x 2", or 2 square inches.
 - c. Contestant endorsements by current APHA Corporate Sponsors will be exempt from the size requirements.
 - d. Contestants violating these guidelines will be disqualified from the competition and fined. See fee schedule in front of Rule Book.
- P. **LAMENESS.** Obvious lameness is cause for disqualification. Obvious lameness is:
1. Consistently observable at a trot under all circumstances.
 2. Marked nodding, hitching or shortened stride.
 3. Minimal weight-bearing in motion and/or at rest, an inability to move.
 4. The judge shall communicate any lameness to their ring steward who must remove an entry from the arena at the judge's discretion. In a multi-judge show, the ring stewards must remove an entry from the arena if the majority of judges disqualify a horse due to lameness.
- Q. **INHUMANE MANNER OF TREATMENT.** Horses entered in all events must be in good condition. Horses which appear sullen, dull, lethargic, emaciated, drawn, overly tired or show recent signs of physical abuse should not be placed in a point-earning position in the class. In severe cases, horses may be disqualified, at the discretion of the judge.
- R. **TAILS.**
1. Artificial tails consisting of fabric and hair are permissible.
 2. Weighted tails are permissible, provided they meet the following criteria:
 - a. Tail attachment is made hair to hair.
 - b. Humane conditions are maintained as outlined in SC-075.
 - c. The designated judge or equipment steward shall determine if the tail meets the criteria or if the attachment is excessive. Their decision will be final.
- S. **EARPLUGS.** Earplugs made of a soft and flexible material shall be permissible, provided that they are used humanely as outlined in SC-075.

SC-165. Registration Requirements for Halter and/or Performance

- A. **REGISTRATION REQUIREMENTS.** Effective January 1, 1969, all approved APHA shows or contest entries will be limited to Paint Horses registered in the APHA Regular Registry or APHA Solid Paint-Bred Registry.
- B. **FULL REGISTERED NAME MUST BE USED.** Any horse registered with the APHA must be entered in any show or contest using the complete registered name and registration number to be eligible for APHA points.
- C. **EFFECTIVE JANUARY 1, 2006, HORSES REGISTERED IN THE SOLID PAINT-BRED/BREEDING STOCK AND IDENTIFICATION REGISTRIES ARE ELIGIBLE TO COMPETE IN SOLID PAINT-BRED/BREEDING STOCK CLASSES ONLY. See Rule RA-000.D.** EXCEPTION: EFFECTIVE JANUARY 1, 2006 SOLID PAINT-BRED/BREEDING STOCK SIRES OR DAMS MAY BE ENTERED IN THE FOLLOWING GROUP HALTER CLASSES: PRODUCE OF DAM AND GET OF SIRE, PROVIDED THE REQUIREMENTS OF RULE SC-180.A. ARE MET.

SC-170. Age Requirements

- A. **AGE DETERMINATION.** For the purpose of determining eligibility for competition, the age of a horse shall be computed by the calendar year starting on January 1 of the year foaled, i.e., it is a weanling during the calendar year in which foaled, regardless of the time of year foaled; a yearling during the first calendar year following its foaling date. For example: a horse foaled any time in 2012, will be termed 1 year old January 1, 2013; 2-years-old, January 1, 2014, etc.
- B. **EXAMINATION OF TEETH FOR AGE.** A horse is not eligible to participate in events approved by the APHA if its age as determined by examination of its teeth does not correspond to the age shown on its registration certificate, such determination by tooth examination to be made in accordance with the current Official Guide for Determining the Age of the Horse as adopted by the American Association of Equine Practitioners.
1. **Requested Examination.** Every exhibitor-owner or trainer shall, upon request by a representative of the APHA, show manager, or stewards at a race meet, permit such examination to be made by a representative of the APHA and/or licensed veterinarian. Refusal to comply with such request shall constitute grounds for immediate disqualification of the animal from the APHA events in progress or any other APHA-approved event, and shall constitute grounds for suspension of Association membership
 2. **Erroneous Age By Examination.** Should such examination show the animal's age does not correspond to the foaling date on its registration certificate, such examination shall constitute prima facie evidence that the animal's age as shown on its registration certificate is erroneous. The animal automatically shall be suspended from participating in the APHA event in progress and any future APHA-approved events pending a hearing before the Executive Committee.
 - a. **Registration Certificate Delivery.** The exhibitor, owner, or trainer shall, upon request by a representative of the APHA, show manager or stewards at a race meet, deliver the animal's registration certificate to the requesting party. The representative of the APHA, show manager or stewards at a race meet receiving the registration certificate immediately shall forward the certificate and affidavits from the person or persons making such examination and findings, to the Executive Director of the Association.
 - b. **Hearing To Be Held.** At a time and place designated by the Executive Committee, a hearing will be held, at which time the animal's recorded owner and/or breeder shall provide evidence to substantiate the foaling date shown on the registration certificate. In absence of substantial evidence to the contrary, the Executive Committee of the Association may cancel the animal's registration and take appropriate action against the person or persons involved.

SC-175. Halter Class General Rules

- A. **WITHDRAWING.** Any contestant withdrawing from a contest after entering shall forfeit his entry fee and all go-round or day money which may be accruing to him at the time of his withdrawal; except that in case of incapacitating sickness or injury to himself or his horse, or serious illness or death in the contestant's family, all prize monies won by him to that point in the contest shall be paid.
- B. **PROMPT ENTRY INTO THE ARENA.** All horses entered in a class to be judged must be assembled at the entrance to the arena in ample time for the judging to start promptly and to continue without delay, and shall remain

there, except while competing, until dismissed by the judge, unless the judge shall otherwise direct. A tardy contestant may be denied competition.

- C. **UNREGISTERED WEANLINGS.** Only weanlings may be exhibited without a registration certificate. At APHA-sponsored shows all horses exhibited must be registered in the APHA, APQHA or APSHA. No points, awards or titles will be added to the horse's record as an unnamed weanling.
- D. **SHOW IN ONLY ONE POINT EARNING CLASS.** A horse may show in only one point-earning halter class. This does not prohibit a horse from being shown in a Youth and/or Amateur halter class in addition to the open age-group halter class of the show. See rules AM-090 and YP-085.
- E. **SPLITTING AND COMBINING CLASSES.** Show management may combine or split age groups as justified by entries if there is unanimous consent of all involved exhibitors; however, if one division is not a point-earning class, then show management may combine age groups, without unanimous consent of all exhibitors, in order to make the division a point-earning class.
 - 1. **CANNOT COMBINE NON-POINT AND POINT EARNING AGE HORSES.** Halter classes may be combined using point-earning-age horses of the same sex. No halter class can be combined using a non-point earning age horse with point earning age horses except in Solid Paint-Bred/Breeding Stock halter classes.
- F. **SEX DIVISIONS.** No halter class can be combined which would include another sex division.
 - 1. Exception: group halter classes.
 - 2. Exception: weanling stallions and geldings may be combined.
- G. **GELDINGS STILL LISTED AS STALLIONS WITH APHA.** Geldings which are still listed as stallions according to APHA records at the time the show results are processed at the APHA office will be disqualified, but entries will not be lowered.
- H. **JUDGING SEX DIVISIONS PRIOR TO GRAND AND RESERVE.** All halter classes of any sex division, including Amateur, must be judged prior to the Grand and Reserve of that sex division. Exception: Youth classes.
- I. **HALTER AND ARTIFICIAL TAILS.** Horses shall be exhibited in a halter. Artificial tails consisting of fabric and hair are permissible.
- J. **BANDAGES.** In any halter class, an open leg wound may be covered by a bandage not to exceed 1½ wraps of vet wrap or similar material and not over 4 inches in width.
- K. **JUDGING IN THE ARENA.**
 - 1. The judge shall make an individual examination for conformation defects, soundness and way of travel of each horse at the walk and jog-trot as it is led directly to and away from the judge and additionally the jog from a direct side angle. The judge may ask for any further individual examination he feels is needed. Any deviation from correct leg conformation and way of going shall be penalized. The horse must move straight and true. This is essential regardless of whether the competition indicated that it is necessary or not. The walk should be a natural flat-footed four beat gait. The walk must be alert, with a stride of reasonable length for the size of the horse. The jog-trot should be smooth, ground covering two beat diagonal gait. The jog-trot should be square, balanced with straight forward movement of the feet.
 - 2. The ideal standard in evaluating horses in halter classes should include, but not limited to, a positive combination of balance, breed and sex character, soundness and correctness of conformation, particularly feet and legs, with emphasis on correct manner of travel and muscling. The horse should be fourteen (14) hands or taller, and if a stallion two-

years-old and older, should have two testicles descended; that the horse should not be gaited (rack or pace); that the biting surfaces of the upper and lower incisors should touch (parrot mouth or monkey mouth); and that horse should not exhibit any other physical unsoundness. If any of the above undesirable conformation traits are exhibited, the horse shall be heavily penalized, so as to not be placed over a horse in a point-earning placing. Obvious lameness is cause for disqualification. Lameness should be excused from the ring prior to final placing by the judge. Obvious lameness is:

- a. Consistently observable at a trot under all circumstances.
- b. Marked nodding, hitching or shortened stride.
- c. Minimal weight-bearing in motion and/or at rest, and inability to move.

L. **HALTER CLASSES:** The following halter classes are recommended for every show:

1. **Mares**

- a. Weanling fillies, foaled in calendar year of show.
- b. Yearling fillies, foaled in calendar year preceding show.
- c. Two-year-old fillies.
- d. Three-year-old fillies.
- e. Four-year-old and older mares.
- f. Broodmares. Mares shown in the broodmare class are not eligible to compete in any other classes listed in SC-175.L.1.a.- e. at the same show or contest. Only mares which have conceived and carried a full term foal in the current or previous year are eligible. If the foal has not been registered out of the mare during this period, a Broodmare Eligibility form advising status of the full term foal must be signed by the owner of the mare upon entering the class or each exhibitor competing in a broodmare class must possess a broodmare status card. Show management must inspect this card at any show entered. Application for a broodmare status card can be made by sending a written statement with all pertinent information to APHA.

g. **Grand and Reserve Champion Mare.**

1. **Grand Champion Mare**, chosen from first-place winners.
EXCEPTION: If for any reason the first-place horse fails to return for grand and reserve, the second-place horse can be considered for the grand or reserve champion placing.
2. **Reserve Champion Mare**, chosen from second-place winner in the Grand Champion mare's class and first-place winners in other classes, all remaining second-place horses may be excused. EXCEPTION: If for any reason the first-place horse fails to return for grand and reserve, the second-place horse can still be considered for the reserve grand champion placing.

2. **Stallions.**

- a. Weanling colts, foaled in calendar year of show.
 - b. Yearling colts, foaled in calendar year preceding show.
 - c. Two-year-old stallions.
 - d. Three-year-old stallions.
 - e. Four-year-old and older stallions.
 - f. Grand and Reserve Champion Stallion.
1. **Grand Champion Stallion**, chosen from first-place winners.
Exception: If for any reason the first-place horse fails to return for grand and reserve, the second-place horse can be consid-

- ered for the grand or reserve champion placing.
2. **Reserve Champion Stallion**, chosen from second-place winner in the Grand Champion Stallion's class and first-place winners in other classes, all remaining second-place horses may be excused. See Exception in Rule SC-175.L.1.g.2.
 3. **Geldings**.
 - a. Weanling geldings, foaled in calendar year of show.
 - b. Yearling geldings, foaled in calendar year preceding show.
 - c. Two-year-old geldings.
 - d. Three-year-old geldings.
 - e. Four-year-old and older geldings.
 - f. Grand and Reserve Champion Gelding.
 1. **Grand Champion Gelding**, chosen from first-place winners. Exception: If for any reason the first-place horse fails to return for grand and reserve, the second-place horse can be considered for the grand or reserve champion placing.
 2. **Reserve Champion Gelding**, chosen from second-place winner in Grand Champion Gelding's class and first-place winners in other classes, all remaining second-place horses may be excused. See Exception in Rule SC-175.L.1.g.2.
 4. It is mandatory that all approved shows select Grand and Reserve Champions in each sex division from those classes exhibited (including weanlings). See Rules SC-065. and SC-175. APHA will so note the awarding of the title of Grand Champion and Reserve Champion Stallion, Mare and Gelding on the performance record only when at least three horses are exhibited in that sex division. If a weanling is selected as Grand or Reserve Champion, then the award will be designated on the performance record but no points will be awarded to that individual.

SC-176. Open Color Class, Open Overo Color Class, Open Tobiano Color Class.

- A. Class open to all Regular Registry horses, one year and older, all sexes. Points in this class will be applied toward an ROM, Superior, Honor Roll and Top 20 awards and Breeders' Trust payouts. Points in this class will not count toward an APHA Championship or any other APHA awards.
- B. Color class may be offered Combined, All Ages, All Sexes or split by pattern, Overo and Tobiano. If classes are offered split, Tobiano-Overo horses must choose the class the horse's markings are most like.
- C. The purpose of this class is to reward the most ideal markings of the individual Paint Horse as defined as a 50/50 distribution of white and color overall.
- D. The Tobiano pattern to be judged 100% on the most ideal markings of the individual Tobiano Paint and Overo pattern to be judged 100% on the most ideal markings of the individual Overo Paint.
- E. Conformation is not considered and the class should not be conducted like a conformation halter class.
- F. Horses to be shown in a halter, regular or show type is acceptable.

SC-180. Group Halter Classes

- A. **ADDITIONAL CLASSES.** The following are additional classes that are recommended if interest or entries justify them, but no points will be awarded. Horses shown in a group class must be eligible for or registered in the Regular or Appendix Registry to show in their individual halter class at that show.
 1. Produce of Dam. Two produce, either sex, can show. Dam must be

registered with the APHA, but need not be shown nor need produce be owned by owner of the dam. Horses actually shown as the Produce of Dam will be limited to horses four years old and younger. EXCEPTION: See Rule SC-165.C.

2. **Get of Sire.** Three get, either sex, can be shown. Sire must be registered with the APHA, but need not be shown nor need get be owned by owner of sire. Horses actually shown as the Get of Sire will be limited to horses four years old and younger.

EXCEPTION: Rule SC-165.C.

3. **Mare and Foal.** Mare with one of her foals to be shown. Foal must have been foaled within the current calendar year. Mare and foal do not have to be owned by the same owner. Mare must have a number in Regular Registry.
4. **Sire and Get.** Sire with two get to be shown. Sire and get do not have to be owned by the same owner. Horses shown as the get in this class will be limited to horses four years old and younger. Sire must have number in Regular Registry.
5. **Exhibitor's Group.** Group of four head, any age or sex, all owned by the exhibitor and recorded in the Association office to that one ownership.

SC-185. Performance Class General Rules

- A. **WITHDRAWING AFTER ENTERING.** Any contestant withdrawing from a contest after entering shall forfeit his entry fee and all go-round or day money which may be accruing to him at the time of his withdrawal; except, that in case of incapacitating sickness or injury to himself or his horse, or serious illness or death in the contestant's family, all prize monies won by him to that point in the contest shall be paid.
- B. **BANDAGES.** In any performance class, an open leg wound may be covered by a bandage not to exceed 1 1/2 wraps of vet wrap or similar material and not over 4 inches in width.
- C. **PROMPT ENTRY INTO THE ARENA.** All horses entered in a class to be judged must be assembled at the entrance to the arena in ample time for the judging to start promptly and to continue without delay, and shall remain there, except while competing, until dismissed by the judge, unless the judge shall otherwise direct. A tardy contestant may be denied competition.
- D. **COMPETING IN MORE THAN ONE APHA SPECIFIC CLASS EVENT.** No horse shall be allowed to compete in more than one APHA-approved class in any one specific type of event at a show, i.e., a horse may not be exhibited in two registered tie-down roping events or two registered reining events. However, a horse can be exhibited in a registered event and the same event in Youth or Amateur competition.
- E. **AGE DIVISIONS.** Performance classes may be divided into a maximum of two sections, based on the age of the horse. Any exception will be specified in the appropriate event.
 1. Junior horses, five years and under.
 2. Senior horses, six years and over.
 3. All ages, junior and senior horses combined.
 4. **Eligible Age For Performance Class Entry.** No horse shall be exhibited in a performance class prior to January 1 of its two year old year. Exception: Showmanship, Yearling Longe Line and Yearling In-Hand Trail.
- F. **EXHIBITING MULTIPLE HORSES.** An exhibitor may exhibit a maximum of five horses, with no maximum restriction on the number of Junior or Senior horses up to a total of five, in individual working events, Green Western Riding, Green Trail, Barrel Racing, Tie-Down Roping, Cut-

ting, Jumping, Heading, Heeling, Pole Bending, Reining, Steer Stopping, Team Penning, Ranch Sorting, Trail, Western Riding, Preliminary Working Hunter, Working Hunter, Working Cow Horse, and Utility Driving. Each horse may have only one exhibitor or driver per class. See Rule SC-185.E.

1. In Yearling Longe Line and Yearling In-Hand Trail, an exhibitor may show a maximum of two horses.
- G. **SPLITTING AND COMBINING CLASSES.** Show management may combine or split age groups as justified by entries if there is unanimous consent of all involved exhibitors, however, if one division is not a point earning class, then show management may combine age groups, without unanimous consent of all exhibitors, in order to make the division a point earning class.
- H. **POSTING OF PATTERNS/COURSES OR SPECIAL INSTRUCTIONS.** All patterns, courses or special instructions for classes requiring such shall be posted at least one hour before the scheduled time of class.
- I. **ORDER OF COMPETITION FOR INDIVIDUAL PATTERNS.** A working order may be established by drawing for that order. The exhibitor does not necessarily need to be present during the drawing. This working order may be altered at the show management's discretion if necessary. Shows with multiple judges and arenas may make trail, western riding and working hunter classes available to exhibitors in a random order and position. Working order for this class also may be random.
- J. **GO ROUNDS OR ELIMINATIONS.** The management of any contest shall determine whether or not an elimination is necessary, the number of go-rounds to be held, and the number of horses to be shown at each performance.
 1. **Elimination.** If there is an elimination, the same rider must ride the same horse in the elimination and the class.
 2. **Score.** The score of each horse in the finals plus his score in an elimination or go-round, or both will determine the final placing; consistency of performance to be recognized as a major factor.
- K. **RERUNS.** Reruns shall not be allowed in any performance classes in the event of an exhibitor having equipment failure. Reruns shall be given in speed events because of timer failure or in roping events if the barrier malfunctions.
- L. **FAULTS OR PENALTIES.** In all performance classes, horses are to be judged on performance ability only. The word "faults" or "penalties" in this rule book shall not be misinterpreted as meaning a cause for disqualification.
 1. **Artificial Tails and Braids.** Artificial tail braids are not to be penalized. Artificial tails consisting of fabric and hair are permissible.
 2. **Tail Carriage.** No horse is to be penalized for the manner in which he carries his tail nor for normal response with his tail to cues from his rider when changing leads. A judge may, at his discretion, penalize a horse for excessive or exaggerated switching or wringing of the tail or for a seemingly "dead" tail that merely dangles between the legs and does not show normal response.
- M. **DISQUALIFICATION.**
 1. **Fall of Horse or Rider.** The fall of horse or rider while in the arena shall be cause for disqualification in that class. A horse is considered having fallen when he or she is on their side and all four feet are extended in the same direction. Rider is considered to have fallen when he or she is not astride. EXCEPTIONS: See Rule SC-265.I.5.i and SC-275.D.7.

2. **Exhibitor Hitting Horse.** For hitting or spurring a horse forward of the cinch in any approved event. Exception: Unless the individual event rule specifies otherwise. Exception: Rule SC-290.E.3., SC-295.D.3. and SC-296.H.3.
3. If equipment failure disrupts class routine, horse will be disqualified.
4. **Lameness.** Obvious lameness is cause for disqualification. Obvious lameness is:
 - a. Consistently observable at a trot under all circumstances.
 - b. Marked nodding, hitching or shortened stride.
 - c. Minimal weight-bearing in motion and/or at rest, an inability to move.

The judge shall communicate any lameness to their ring steward who must remove an entry from the arena at the judge's discretion. In a multi-judge show, the ring stewards must remove an entry from the arena if the majority of judges disqualify a horse due to lameness.

- N. **TIES.** No contest is complete until all ties to seventh place have been broken by a judge, worked off or settled by flip of a coin.
- O. Holding the saddle with either hand may be disqualified at the judge's discretion unless covered by specific class rules. For safety reasons an exhibitor will not be disqualified for holding the saddle horn but penalized at the judge's discretion.

SC-190. Performance Contests

- A. **PERFORMANCE EVENTS.** Only APHA registered horses two years old and older may be exhibited in performance classes. The performance contests shown below may recognize the entry of any APHA registered horse as set in Rules RG-010.B. and SC-165.A. Exception: Yearling Longe Line and Yearling In-Hand Trail.
 1. Hunter Under Saddle (BPH).
 2. Green Hunter Under Saddle.
 3. Hunter Hack.
 4. Working Hunter.
 5. Preliminary Working Hunter.
 6. Jumping.
 7. Pleasure Driving.
 8. Western Pleasure.
 9. Green Western Pleasure.
 10. Western Riding.
 11. Green Western Riding.
 12. Reining.
 13. Trail.
 14. Green Trail.
 15. Working Cow Horse.
 16. Cutting.
 17. Tie-Down Roping.
 18. Team Penning.
 19. Ranch Sorting.
 20. Team Roping Heading.
 21. Team Roping Heeling.
 22. Steer Stopping.
 23. Barrel Racing.
 24. Pole Bending.
 25. Cow Pony Race.
 26. Utility Driving.
 27. Stake Race.
 28. Yearling Longe Line.

29. Yearling In-Hand Trail.
30. Working Ranch Horse.
31. Cowboy Mounted Shooting.
32. Dressage.

SC-191. Yearling Longe Line

- A. Class is limited to yearlings. Exception: Zone 12, **13 and 14**, two-year-olds may also be exhibited. Points in this class will be applied toward an ROM. Points in this class will not count toward an APHA Championship or any other APHA awards.
- B. The purpose of showing a yearling on a longe line is to demonstrate that the horse has the movement, manners/expression/attitude, and conformation to become competitive under saddle. Therefore, the purpose of this class is to reward:
 1. Quality of movement
 2. Manners/Expression/Attitude
 3. Conformation suitable to future performance, and the horse should be judged with its suitability as a future performer under saddle in mind. This class should define what it means to be a "Western pleasure prospect" or "hunter under saddle prospect." Because these are yearlings, they are not expected to demonstrate the behavior or quality of a finished show horse, but only that performance necessary for a reasonable presentation to the judge.
- C. Equipment. Horses are to be shown in a halter. Either a regular or a show type halter is acceptable. For the longeing demonstration, the only attachment allowed to the halter is a longe line. The longe line may not exceed 30 feet with a snap attached to the halter. The longe line must hang free from the halter without touching any part of the horse. It is permissible to use a longe whip however, disqualification will occur if the exhibitor blatantly strikes the horse with the whip to cause forward or lateral movement at any time during the longeing demonstration. No other equipment is allowed on the horse during longeing demonstration portion of the class. Mechanical or retractable longe lines are not allowed. For the conformation inspection, a lead shank, such as used in halter or showmanship classes may be exchanged for the longe line prior to the longeing demonstration. Exhibitors are not to be penalized for using regular halters and plain longe lines, nor are they to be rewarded for using show halters and show longe lines. Only movement, manners/expression/way of going, and conformation are being judged. The type of equipment used is not to be a consideration in placing the horse as long as the equipment meets the requirements stated above.
- D. Attire. Conventional Western attire is mandatory according to SC-235 except if a prospect is considered to be a Hunter prospect, the mane may be braided and conventional English attire is suggested according to SC-195. The type of attire worn by the exhibitor is not to be a consideration in placing the horse as long as the attire meets the requirements stated above.
- E. Gaits to be judged according to APHA rules for gaits for Western pleasure (SC-241) and hunter under saddle (SC-201.A).
- F. The conformation inspection will occur as the horse is walked into the arena prior to the longeing demonstration at which time the judge will also evaluate the horse for conformation suitable for future under saddle performance. The judges may not discriminate for or against muscling, but rather look for a total picture, emphasizing balance, structural correctness, and athletic capability. Each entry will be walked into the arena to the judge and pause for evaluation individually. They will then trot off straight and around a cone and take a place on the wall

inside the arena. All entries will be inspected in this fashion and as the “trot-off” is administered, horses showing evidence of lameness should be excused from the class at that time.

- G. Judge(s) will be outside the longeing circle. The exhibitor will enter the longeing area and await the audible start signal. When the signal is given, the exhibitor will be allowed 1½ minutes (90 seconds) to present the horse. At the end of 1½ minutes, a signal will be given again to signify the end of the demonstration. Show management has the option of adding a “half-way” signal if they choose. (The signal may be a bell, whistle or announcement.)
 - 1. Once the class has started, horses warming up prior to their go may only warm up at the walk.
- H. The horse will be scored at the walk, jog or long trot, and lope or canter in both directions. Any horse that does not exhibit these gaits in each direction will be disqualified from the class. Additionally, the judge shall immediately excuse any horse who exhibits obvious lameness at any time during the class. Exhibitors may begin work in the direction of their choice (counter or clockwise).
- I. At the end of the 1½ minutes, a signal will be given and the exhibitor shall at the request of show management, retire from the longeing area and retire to the far end of the ring. The horses are to stand quietly on the rail while the other exhibitors are being judged.
- J. The horses are judged on movement (34 points) according to APHA rules for gaits (SC-201.A. and SC-241). Manners/Expression/Attitude (14 points) and conformation suitable to purpose (6 points) and use of circle (6 points). Judges may not discriminate for or against bulk, but rather look for a total picture, emphasizing balance and athletic capability.
- K. If the horse plays on the longe line, it shall not count against the horse. The judge will, however, penalize the horse for excessive bucking or running off, stumbling or displaying attitudes that are uncomplimentary to pleasure horses. Falling down will constitute disqualification. Credit is to be given to the horse that, under light control and without intimidation, goes softly and quietly while performing the required gaits. The overall picture of a good mover is a horse that goes forward with comfort, confidence and willingness, a fluid stride with a full extension of the limbs, and a head and neck carriage that is naturally comfortable and compatible with the horses’ conformation. Transitions will be smooth, without interruption of forward motion. The horse will exhibit a pleasant look, with clear, bright eyes and a willing attitude. Credit will be given to fluid movement and correct cadence.
- L. Exhibitors are encouraged to exhibit their horse making full use of a longeing circle having a 25’ radius (7.5m).
- M. An exhibitor may only show two horses in each longe line class. The same exhibitor must show in both segments of the class. An additional handler may hold the second horse while the first horse is being worked. An additional handler may hold the first horse while the second horse is being worked. A maximum of two handlers may be used. In Amateur classes, any additional handlers must hold a current APHA Amateur card. Exhibitors and handlers may not do anything to disturb any horses in the class while they change handlers.
- N. **Scoring.**
 - 1. Movement will count for 34 points of the total score.
 - a. Walk. The walk will be scored on a scale of 1-3 in each direc-

- tion, with 2 being average. The horse must be walked long enough for the judge to have sufficient time to evaluate and score the walk. Lower gait scores should reflect stumbling in the gait.
- b. Jog or Trot. The jog/trot will be scored on a scale of 1-7 in each direction. Using a 25' radius (7.5m), the horse should jog or trot a minimum of ½ circle both directions of the ring. Lower gait scores should reflect stumbling in the gait.
 - c. Lope or Canter. The lope/canter will be scored on a scale of 1-7 in each direction. Using a 25' radius, the horse should lope or canter a minimum of one full circle both directions of the ring. Lower gait scores should reflect stumbling in the gait.
2. Manners/Expression/Attitude will count for up to 14 points of the total score. Horses will be penalized for obvious signs of overwork and sourness such as ear-pinning, head-throwing, striking, tail-wringing, or a dull, lethargic manner of going. They will also be penalized for dangerous behavior such as excessive bucking, cutting into the circle, or running off. Additionally, incidental touching the horse with the whip, cross-cantering, balking, backing up on the longe line and excessive urging from the exhibitor should be penalized accordingly.
 3. Conformation will count for up to 6 points of the total score. The horse will be judged on conformation suitable to future performance as a Western Pleasure or Hunter Under Saddle competitor. The judges should look for a total picture, emphasizing balance, structural correctness, and athletic capability.
 4. Use of the circle. Consideration will be given to how well or how poorly the horse/exhibitor team uses the 25' radius (7.5m) of the longeing circle. A separate box on the scorecard is available to indicate an overall score (from 1-3 points) for use of the circle.
 Circle Scores: As described earlier, a 25' radius (7.5m) is the appropriate size of circle in which to show a longe liner. It is the judge's responsibility to evaluate the circles and incorporate use of the circle in the gait scores based on the following scale:
 +3 points (Good to Excellent Use of the Circle). Horse consistently stays on the perimeter of the circle with slight looseness in the line. Horse turns around on the circle perimeter.
 +2 points (Average use of the circle). Horse is only slightly inconsistent in using the 25' radius (7.5m) of the circle.
 +1 point (Adequate use of the circle) Horse is shown in a circle radius of less than 25' (7.5m).
 0 points (General use of the circle) Potentially dangerous slack in the line. Horse pulls exhibitor out of the circle.
 5. Other scoring considerations: This class should be looked upon as a class that defines what it means to be a "pleasure prospect" or "hunter prospect" suitable to become a future performer under saddle. Therefore, attitudes and attributes that contribute to becoming a future performer will be rewarded within the gait scores. Higher gait scores will reflect: Above average to exceptional manners, expression, alertness, responsiveness, and pleasant attitude, above average to exceptionally smooth transitions between gaits, above average to excellent cadence and consistency at all three gaits.
 6. Penalties and disqualifications.
 - a. Five (5)-point penalties per direction.
 1. Failure to walk **a minimum** of two horse lengths.
 2. Failure to jog/trot a minimum of 1/4 (quarter) of a circle.
 3. Failure to demonstrate the correct lead for a minimum of 1/4

(quarter) of a circle.

- b. Disqualification will occur in the following instances: Evidence of lameness—judge will immediately excuse horse from the arena, blatant striking horse with the whip during the longeing demonstration that will cause forward or lateral movement, horse falls—A horse is considered to have fallen when it is on its side and all four legs are extended in the same direction, horse steps over or becomes entangled in the longe line, failure to show at all three gaits in both directions, loss of control of the horse to the point that the horse is loose in the arena, exhibitor disrespect towards the judge(s).

SC-192. Yearling In-Hand Trail

Class is limited to yearlings. Exception: In Zone 12, **13 and 14 only**, two-year-olds may also be exhibited **in a separate class or in a combined yearling and two-year-old class**. Points in this class will be applied toward an ROM. Points in this class will not count toward an APHA Championship or any other APHA awards.

A. General Class Rules.

1. Western Attire and Tack. See Rule SC-235.
2. An exhibitor may show a maximum of two horses in Yearling In-Hand Trail.

B. Judging Guidelines.

1. Judges should consider the overall appearance of the horse, conditioning and grooming, and the equipment (dirty, ill-fitting or ragged equipment) in their overall scores. Also to be considered is the correctness of the horse while being led. Drifting to the side, leading or stopping crooked, failure to maintain a pivot foot in a turn, leading or turning sluggishly should be considered and evaluated in the horse's maneuver scores and reflected in his overall score. Handlers should be discouraged from excessive verbal cues and excessive stiff or unnatural movements around horse or when leading. For safety reasons, those handlers continuously holding the chain on the lead, tightly coiling lead shank around hand, or dragging the lead shank should be penalized.
2. All faults are to be assessed against the horse and not the exhibitor (with the exception of SC-192.C.3.b.)

C. Scoring System. Scoring will be on the basis of 0-infinity, with 70 denoting an average performance. Each obstacle will receive an obstacle score that should be added or subtracted from 70 and is subject to a penalty that should be subtracted. Each obstacle will be scored on the following basis, ranging from plus 1 ½ to minus 1 ½: -1 ½ extremely poor, -1 very poor, -½ poor, 0 correct, +½ good, +1 very good, +1 ½ excellent. Obstacle scores are to be determined and assessed independently of penalty points. Credit will be given to those horses negotiating the obstacles cleanly, smoothly, and alertly with style in prompt response to the handler's cues. Penalties should be assessed per occurrence as follows:

1. One half (½) POINT.
 - a. Each tick of log, pole, cone, plant or obstacle.
2. One (1) POINT.
 - a. Each hit of or stepping on a log, pole, cone or obstacle.
 - b. Incorrect or break of gait at walk or jog for two strides or less.
 - c. Both front or hind feet in a single-strided slot or space.
 - d. Skipping over or failing to step into required space.
 - e. Failure to meet the correct strides on trot over log obstacles.
3. Three (3) POINTS.
 - a. Incorrect or break of gait at walk or jog for more than 2 strides.

- b. Knocking down an elevated pole, cone, barrel, plant or obstacle, or severely disturbing an obstacle unless caused by the tail.
- c. Stepping outside the confines of, falling or jumping off or out of an obstacle with one foot once the foot has entered obstacle; including missing one element of an obstacle on a line of travel with one foot.
- 4. Five (5) POINTS.
 - a. Dropping slicker or object required to be carried on course.
 - b. First or second cumulative refusal, balk, or evading an obstacle by shying or backing.
 - c. Letting go of gate or dropping rope gate.
 - d. Use of either hand to instill fear or praise (slight touching or tapping with one hand to cue horse in a sidepass maneuver only is acceptable).
 - e. Stepping outside the confines of, falling or jumping off or out of an obstacle with more than one foot once the foot has entered obstacle; including missing one element of an obstacle on a line of travel with more than one foot.
 - f. Blatant disobedience (including kicking out, bucking, rearing, striking or continuously circling the exhibitor).
- 5. Zero (0) total score for course (disqualification).
 - a. Performing the obstacles other than in specified order.
 - b. No attempt to perform an obstacle.
 - c. Equipment failure that delays completion of pattern.
 - d. Excessively or repeatedly touching the horse.
 - e. Failure to enter, exit or work obstacle in any manner other than how it's described, including overturns of more than ¼ turn.
 - f. Failure to follow the correct line of travel between obstacles.
 - g. Working outside designated boundary marker of the arena or course area.
 - h. Third cumulative refusal, balk, or evading an obstacle by shying or backing over entire course.
 - i. Failure to demonstrate correct gait between obstacles as designated.
 - j. Horse gets loose from exhibitor.
 - k. Leading on the wrong side of the horse.

D. Course Requirements.

- 1. Use Care in Setting Up Course. Care must be exercised to avoid the setting up of any of these obstacles in a manner that may be hazardous to the horse or handler. Obstacles should be placed in such a manner that they flow from one to the other quickly and efficiently.
- 2. Change of Procedure. Where the local conditions and equipment will not permit the establishment of obstacles as specified and that they may require changing of procedures or hand on the lead, then all competitors must be advised that such changing of procedure or of hands is permitted.

E. Exhibitor Requirements.

- 1. Exhibitor must use only the right hand on the lead where the chain begins, and lead on the horse's left side. A chain may be used under the chin or hanging from the halter. Exhibitor must use only the left hand to carry the excess lead, looped loosely except when:
 - a. Carrying an object from one part of the arena to another.
 - b. Dragging an object from one part of the arena to another.
 - c. Opening/closing a gate, left hand gate only. In these cases, the right hand can also carry the excess lead.
 - d. Sidepassing. In this case, the lead at the chain and the excess lead

can be held in the hand at the horse's head.

2. Exhibitors should be poised, confident, courteous and sportsmanlike at all times. The exhibitor should continue showing the horse until the class has been placed or excused.
 3. Any stops should be straight, smooth and responsive with the horse's body remaining straight. Backing and turning should be performed from the left side of the horse. The exhibitor should face the horse when backing. Exception: When negotiating a gate, the exhibitor is not required to face the horse. The horse should back up readily with the head, neck and body aligned in a straight or curved line as instructed.
 4. When executing a turn to the right, the exhibitor should face the horse and move the horse away from them. On turns of less than 90 degrees, it is acceptable to lead the horse toward them. On turns of 90 degrees or greater, the horse should pivot on the right or left hind leg while stepping across with the front legs.
 5. Exhibitor is not allowed to touch the horse, except when sidepassing.
- F. Obstacle Requirements.** Course will include a minimum of 6 and a maximum of 8 obstacles and must be designed using obstacles from each of the following divisions with a maximum of 2 obstacles per division. Complexity of courses may increase throughout the calendar year, keeping in mind that this class is designed to expose the yearling horse to Trail obstacles, not end up with a finished trail horse at the end of its yearling year. Course designs in January should be very basic compared to later course designs.

Division A.

1. Walk-overs. An obstacle of at least four poles measuring 20 inches (50.8cm) to 24 inches (60.96cm) between poles, either on the ground or raised with a maximum center height of 10 inches (25.4cm). These can be in a straight line, curved or zigzag.
 2. Trot-overs. An obstacle of at least four poles measuring 36 inches (91.44cm) to 42 inches (106.68cm) between poles, either on the ground or raised with a maximum center height of 10 inches (25.4cm). These can be in a straight line, curved or zigzag.
- Note: A curved or zigzag design is measured for distance between the poles, from center of the length of the pole to the center of the length of the next pole.

Division B.

1. Sidepass. An object of such nature and length, which is safe may be used to demonstrate the responsiveness of the horse to signals at its side. If raised, height may not exceed 2 feet (60.96cm). The obstacle should be designed to require the horse to sidepass, to the right or left, off pressure or signal, on or near its side. The obstacle should be in the course design such that the horse comes up to it, but does not cross or straddle it while completing the sidepass. The exhibitor is allowed to touch the horse on the side during the sidepass.
2. Lime Circle. Requiring either:
 - a. Turn on the forehand with front feet inside and back feet turning outside the circle. The handler may hold the horse and the excess lead in his/her left hand during the turn.
 - b. Turn on the haunches with hind feet inside and front feet turning outside the circle.
3. Square, minimum 8' (2.4383m) sides. Lead into the square. While all four feet are confined in the square, make a 360 degree or less turn and lead out. Handler's feet should remain in square also.
4. Gate. The gate must be set up so that it is a minimum of four feet (1.2192m) in length and four feet (1.2192m) in height and so that

the exhibitor can open from his/her left side. It is permissible to carry excess lead in the right hand while negotiating the gate. Handlers losing control of the gate while passing through shall be penalized and scored accordingly.

Division C.

1. Back through. Shall consist of either:
 - a. Poles. Straight L, double L, V, U or similar shaped obstacle. Poles should be on the ground, 30 inches (76.2cm) between minimum. Handler may remain outside or inside the poles.
 - b. Barrels or Cones, minimum of three. 36 inches (91.44cm) between minimum. Handler and horse can pass between barrels or cones together.
 - c. Triangle. 36 inches (91.44cm) between minimum at entry and 40 inches between minimum for sides.
Note: If guardrails are used with b. or c. they shall be 3 (91.44cm) to 4 (121.92cm) feet from the sides of the obstacle.
2. Bridge. A bridge with a wooden floor not to exceed 12 inches (30.48cm) in height and with or without side rails not less than 48 inches (121.92cm) apart will be used.
3. Water Hazard. A ditch or shallow pond of water may be used. A horse must pass through this obstacle, which must be large enough so that to properly complete this obstacle all four feet of the horse must step in the water. Management may not place any item in the water. If a box is used, simulated water is permissible. If water is used, handler should walk to left of water while horse passes through water.
4. Simulated Water. A plastic sheet, secured to the ground, so that it will not become affixed to the horse's foot when a horse passes over the simulated water.

Division D.

1. Carrying Object. Any object, other than animal or fowl, and of a reasonable size or weight, may be carried to a specific point.
2. Drag or Pull. Any object other than animal or fowl which can reasonably be pulled or dragged by the exhibitor. This obstacle should be in the course design such that the item to be dragged is on the handler's left side. The excess lead may be carried in the handler's right hand.
3. Mailbox. Remove and/or replace items. Sidepass is optional. Note: Obstacles 1 and 3—if the object will be picked up/put down or opened/closed on the horse's right side, the handler is allowed to hold the horse and the excess lead in his/her left hand while negotiating the obstacle.
4. Serpentine. Obstacle consisting of four pylons, guardrails optional, through which a horse will maneuver at a walk or jog-trot. Guardrails shall consist of poles placed parallel and a minimum of 4 feet (121.92cm) from the base of pylons; walk-pylons, minimum 4 feet (121.92cm) apart, base to base. Jog-trot pylons, minimum 7 feet (213.36cm) apart, base to base.
5. Jog-around. Square consisting of 4 poles, minimum 12 feet (3.6576m) long, and a pylon placed in the center of the square. Exhibitor will enter over a designated pole, perform a minimum 90 degree jog-around the pylon and exit over the designated pole. The handler should be in the box with the horse. For jog-arounds greater than 90 degrees, the jog-arounds will be performed as a left turn where the exhibitor will be next to the pylon during the jog-around.

6. Jog-through. Shall consist of poles L, double L, V, U or similar shaped obstacle. Poles should be on the 3 feet (91.44cm) minimum and 4 feet (121.92cm) maximum. Handler may be inside or outside the jog-through.

SC-195. English Attire and Personal Appointments

A. ENGLISH ATTIRE AND PERSONAL APPOINTMENTS.

Exhibitors and judges should bear in mind that, at all times, entries are being judged on ability rather than on personal attire. However, riders should wear coats of any tweed or melton for hunting, conservative wash jackets in season, traditional shades of conservative English colored breeches or Hunt jodhpurs, high English boots or jodhpur boots. Dark blue, black or brown hunting cap or black or brown hunt derby is mandatory. Stock, tie or choker is required. Hair must be neat and contained, as in a net or braid. Judges must penalize contestants who do not conform.

1. Exception: Helmet with harness properly attached under the chin is required for all youth participating in any warm up/schooling area or class involving jumps, (english division classes only).
 2. The APHA strongly encourages all exhibitors, regardless of age, to wear protective headgear passing or surpassing current applicable ASTM standards with harness secured while riding anywhere on the competition grounds including while practicing, schooling, and/or showing. See equipment and attire chart in back of rule book. See Rule SC-160.O.1 regarding use of logos.
- B. Judges at their discretion, may authorize adjustments to attire due to weather-related conditions.

SC-200. English Tack

A. ENGLISH TACK.

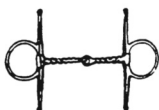
1. Saddles. Saddles must be black and/or brown leather or synthetic type of traditional hunting or forward seat type, knee inset on the skirt is optional.
2. Saddle pads should fit size and shape of saddle, except when necessary to accommodate numbers on both sides, for which a square pad or suitable attachment may be used. Saddle pads and attachments shall be white or natural color with no ornamentation.
3. Bridles. In all English classes, an English snaffle (no shanks), kimberwick, pelham and/or double bridle consisting of two bits—a curb or weymouth and a snaffle or bradoon—with two reins, no converters allowed, all with cavesson nosebands and browbands are acceptable.
4. **Bits.** A port must be no higher than 1 1/2 inches (3.81cm).
 - a. On broken mouthpieces. The mouthpiece may be two or three pieces, if it is three pieces, a connecting ring must be no larger than 1 1/4 inches (3.17cm) outside diameter, or a connecting flat bar must be no longer than 2 inches (5.08cm) and 3/8 inch (0.95cm) to 3/4 inch (1.9cm), measured top to bottom, and must lie flat in horse's mouth. See Rule SC-205.B.4.b.
 - b. All smooth, round, twisted, slow twist, corkscrew, double twisted wire (mouthpieces) and straight bars or solid mouthpieces with a maximum port height of 1 1/2 inches (3.81cm) are acceptable.
 - c. Mechanical hackamores, gag and elevator bits are prohibited. Exception: See Rule SC-220.
 - d. Nothing, such as extensions or prongs may protrude below the mouthpiece (bar). All mouth pieces must be a minimum of

5/16 inch (.79cm) in diameter measured one inch (2.5cm) from the cheek.

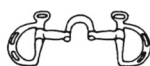
- e. **Illegal.** English bits of any style featuring cathedral, fishback, or donut mouthpiece; rough, sharp material, or mechanically altered bits are illegal and shall be cause for disqualification.
- f. Any bit having a fixed rein requires use of a curb chain, which must be at least 1/2 inch (1.27 cm) in width and lie flat against the jaw of the horse.
- g. The judge may prohibit the use of bits and equipment he may consider too severe.
- h. A bit cannot be physically or mechanically changed to increase the severity of its use and may be eliminated at the discretion of the judge.
- i. **Bloody Mouth.** In all divisions, if a horse's mouth is found to be bloody, disqualification is at the discretion of the judge.
- j. **Acceptable English Bits.** Exception: 2-year-old.



Slow Twist



Corkscrew



Correction Bit



Double Twisted Wire



Single Twisted Wire

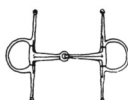


Dr. Bristol

Unacceptable Bits.



Excessive Port



Triangular Mouth

5. Optional Appointments.

- a. Spurs of the unrowelled type.
- b. Crops or bats.
- c. Hunting breast plate.
- d. Braiding and/or banding of mane and tail.
- e. Roached mane allowed.
- f. Artificial tailbraid allowed. See Rule SC-185.L.1.

6. Prohibited Appointments.

- a. Running or standing martingales. Exception: See Rule SC-215.A., SC-220.A., AM-111. and YP-116.
- b. Rowelled spurs.
- c. Dropped nosebands. Exception: See Rule SC-220.A. Dropped nosebands shall be interpreted as a cavesson or noseband which is fastened below the bit or mouthpiece.
- d. Draw reins.
- e. Legwraps or Boots of any description on the horse. **Exception: See Rule SC-220.A.**

7. See equipment and attire chart in back of rule book.

SC-201. English Performance Gaits

A. GAITS.

1. Walk. The walk is a natural, flat-footed, four-beat gait. The horse must move straight and true at the walk. The walk must be alert, with a stride of reasonable length in keeping with the size of the horse. Loss of forward rhythmic movement shall be penalized.
2. Trot. The trot is a two-beat gait; long, low ground-covering, cadenced and balanced strides. Smoothness more essential than speed. Short, quick strides and/or extreme speed to be penalized. The knees should remain relatively flat, exhibiting minimal flexion. Excessive knee action to be penalized. When asked to extend the trot, there should be a definite lengthening of the stride.
3. Canter. The canter is a three-beat gait: smooth, free-moving, relaxed and straight on both leads. The stride should be long, low and ground covering. Over-collected, four-beat canter to be penalized. Excessive speed to be penalized.
4. Hand Gallop. Hand gallop should be a definite lengthening of the stride with a noticeable difference in speed. The horse should be under control at all times and be able to pull up, not a sliding stop, and stand quietly. At the option of the judge, all or just the top twelve horses may be required to hand gallop, one or both ways of the ring. Never more than twelve horses to hand gallop at one time. At the hand gallop, the judge may ask the group to halt and stand quietly on a free or loosened rein.

SC-205. Hunter Under Saddle

- A. **ENGLISH ATTIRE AND TACK.** See Rule SC.195. & SC-200.
- B. **FOUR APPROVED CLASSES.** A show may have up to four approved Hunter Under Saddle classes. If four Hunter Under Saddle classes are to be offered at a show, they shall be the following:
 1. **Senior** Hunter Under Saddle, six-year-old and older.
 2. **Junior** Hunter Under Saddle, five-year-old and younger.
 3. **3-Year-Old** Hunter Under Saddle.
 - a. Horses shown in this class will not be eligible for any other open Hunter Under Saddle class at the same show or contest. Exception: Green Hunter Under Saddle.
 - b. Horses must be shown in a regulation hunt snaffle bit with mouthpiece as follows: Bars of mouthpiece must be round, smooth and unwrapped metal no less than 5/16 inch (.79cm) in diameter measured one inch in from cheek with a gradual decrease to the center of the snaffle. May be inlaid, but smooth, or rubber latex wrapped. The mouthpiece may be three pieces.
 4. **2-Year-Old** Hunter Under Saddle.
 - a. Horses shown in this class will not be eligible for any other open Hunter Under Saddle class at the same show or contest. Exception: Green Hunter Under Saddle.
 - b. Horses must be shown in a regulation hunt snaffle bit with mouthpiece as follows: Bars of mouthpiece must be round, smooth and unwrapped metal no less than 5/16 inch (.79cm) in diameter measured one inch in from cheek with a gradual decrease to the center of the snaffle. May be inlaid, but smooth, or rubber latex wrapped. The mouthpiece must be two pieces.
- C. **THREE APPROVED CLASSES.** If three Hunter Under Saddle classes are to be offered at a show, they shall be the following:
 1. **Senior** Hunter Under Saddle, six-year-old and older.
 2. **Junior** Hunter Under Saddle, five-year-old and younger.
 3. Show management may choose one of the following classes:

- a. **3-Year-Old Hunter Under Saddle.**
 1. Horses shown in this class will not be eligible for any other open Hunter Under Saddle class at the same show or contest. Exception: Green Hunter Under Saddle.
 2. Horses must be shown in a regulation hunt snaffle bit with mouthpiece as follows: Bars of mouthpiece must be round, smooth and unwrapped metal no less than 5/16 inch (.79cm) in diameter measured one inch in from cheek with a gradual decrease to the center of the snaffle. May be inlaid, but smooth, or rubber latex wrapped. The mouthpiece may be three pieces.
- b. **2-Year-Old Hunter Under Saddle.**
 1. Horses shown in this class will not be eligible for any other open Hunter Under Saddle class at the same show or contest. Exception: Green Hunter Under Saddle.
 2. Horses must be shown in a regulation hunt snaffle bit with mouthpiece as follows: Bars of mouthpiece must be round, smooth and unwrapped metal no less than 5/16 inch (.79cm) in diameter measured one inch in from cheek with a gradual decrease to the center of the snaffle. May be inlaid, but smooth, or rubber latex wrapped. The mouthpiece must be two pieces.
- D. **TWO APPROVED CLASSES.** If two Hunter Under Saddle classes are to be offered at a show they shall be the following:
 1. **Senior** Hunter Under Saddle, six-year-old and older.
 2. **Junior** Hunter Under Saddle, five-year-old and younger.
- E. **ONE APPROVED CLASS.** If only one Hunter Under Saddle class is to be offered at a show, it shall be the following:
 1. **All Ages** Hunter Under Saddle.
- F. **MOVEMENT TO PURPOSE.** This class will be judged on performance, condition and suitability to purpose as described herein. Hunter Under Saddle horses should be attentive and natural in their gait. Emphasis shall be placed on manner, movement and attitude. Hunter Under Saddle horses should move with long, low strides reaching forward with ease and smoothness, be able to lengthen stride and cover ground with relaxed, free-flowing movement, while exhibiting correct gaits that are of the proper cadence. The quality of the movement and the consistency of the gaits is a major consideration. Horses should be obedient, have a bright expression with alert ears, and should respond willingly to the rider with light leg and hand contact. Horses should be responsive and smooth in transition. When asked to extend the trot or hand gallop, they should move out with the same flowing motion. The poll should be level with, or slightly above, the withers to allow proper impulsion behind. The head position should be slightly in front of, or on, the vertical. Horses should be serviceably sound.
- G. **CLASS PROCEDURE**
 1. Horses to be shown under saddle, not to jump.
 2. Horses to be shown at a walk, trot and canter both ways of the ring. Horses should back easily and stand quietly.
 3. Horses may change gaits at the flat-footed walk or the trot at the judge's discretion. Light contact with the horse's mouth is recommended.
 4. At the option of the judge, horses may be asked to extend the walk, trot or to hand gallop one or both ways of the ring.
 5. Horses to be reversed to the inside away from the rail. Horse must reverse at a walk or a trot at the discretion of the judge, but shall not be asked to reverse at the canter, extended trot or hand gallop.

6. At the option of the judge, all or just the top twelve (12) horses may be required to hand gallop, one or both ways of the ring. Never more than 12 horses to hand gallop at one time. At the hand gallop, the judge may ask the group to halt and stand quietly on a free rein (loosened rein).
7. The judge may, at his discretion, back only the finalists.

H. **GAITS.**

1. Walk.
 - a. Evaluation.
 1. Good Walk: A horse with a four-beat gait, level top line, alert, with a stride in keeping with size of horse.
 2. Average Walk: A horse with a four-beat gait and moves straight and true at all times.
 3. Poor Walk: A horse with an uneven pace, has no flow and hesitates in his/her movement.
2. Trot.
 - a. Evaluation.
 1. Excellent Trot: A horse whose motion seems effortless with low ground-covering, cadenced and balanced strides.
 2. Good Trot: A horse that is consistent in stride (the same length of stride with the front and rear legs) with self-carriage and balance.
 3. Average Trot: A horse with average motion, a two-beat diagonal gait, knees that remain relatively flat with level neck and top line.
 4. Poor Trot: A horse that does not keep an even and balanced gait, has short quick strides. Shows excessive knee action and/or extreme speed at times.
 5. Unacceptable Trot: A horse not performing a two-beat gait. He/she has no flow or balance. Shows with excessive knee action and/or extreme speed the entire class.
3. Extended Trot.
 - a. Evaluation.
 1. Good Extended Trot: A horse that lengthens his/her stride to cover more ground without excessive speed. Has full extension of limbs.
 2. Average Extended Trot: A horse that moves out with little or no effort, appears smooth to ride.
 3. Poor Extended Trot: A horse that appears never to lengthen stride. Has short, quick strides.
4. Canter.
 - a. Evaluation.
 1. Excellent Canter: A horse that is rhythmic and fluid in its motion with a stride conducive to that of a working hunter. Flow without excessive speed.
 2. Good Canter: A horse that is even in cadence with shoulders that allow the front legs to swing long and low to the ground.
 3. Average Canter: A horse that performs a smooth, free moving three-beat gait. Neck level with nose, released with balance and self-carriage.
 4. Poor Canter: A horse that appears to have a three-beat canter but is quick and short-strided. At times is over collected with no balance.
 5. Unacceptable Canter: A horse that does not have a true three-beat canter. He/she is over flexed at the neck. A horse that is

excessively slow or fast, has no balance, self-carriage or flow appears to be out of sync.

5. Back.
 - a. Evaluation.
 1. Good Back: A horse that displays smooth flowing movement. The horse should back straight at least one horse length without gapping his/her mouth.
 2. Average Back: A horse should back straight at least one horse length quietly.
 3. Poor Back: A horse that appears resistant or heavy on the front, gaps his mouth, throws his/her head or backs crooked.

I. FAULTS.

1. To be scored according to severity:
 - a. Quick, short or vertical strides.
 - b. Being on the wrong lead and/or wrong diagonal at the trot.
 - c. Breaking gait.
 - d. Excessive speed at any gait.
 - e. Excessive slowness in any gait, loss of forward momentum.
 - f. Failure to take the appropriate gait when called for.
 - g. Head carried too high.
 - h. Head carried too low (such that poll is below the withers).
 - i. Over flexing or straining neck in head carriage so the nose is carried behind the vertical.
 - j. Excessive nosing out.
 - k. Failure to maintain light contact with horse's mouth.
 - l. Stumbling.
 - m. If a horse appears sullen, dull, lethargic, emaciated, drawn or overly tired.
 - n. Consistently showing too far off the rail.
2. Faults which will be cause for disqualification, except in novice amateur or novice youth, which shall be faults scored according to severity:
 - a. Head carried too low (such that poll is below the withers consistently).
 - b. Over flexing or straining neck in head carriage so the nose is carried behind the vertical consistently.

SC-206. Green Hunter Under Saddle

- A. The purpose of Green Hunter Under Saddle is to allow a horse to compete on an entry-level field with horses of the same level of experience. The Green Hunter Under Saddle is a stepping-stone to the more advanced level of competition with seasoned horses. This class should be judged according to the purpose of its intent.
- B. Horses must be ridden with the equipment that is approved as per APHA equipment rules for hunter under saddle.
- C. With the exception of eligibility and equipment requirements, the same rules apply in Green Hunter Under Saddle as apply in hunter under saddle.
- D. Horses eligible to compete:
 1. Horses in their first year of showing in Hunter Under Saddle or that have shown during previous years in any recognized equine association Green Hunter Under Saddle, Open Hunter Under Saddle, Amateur Hunter Under Saddle, Novice Amateur Hunter Under Saddle, Youth Hunter Under Saddle or Novice Youth Hunter Under Saddle, but have not won more than 10 points or a World or Reserve World Championship in these classes as of January 1 of the current show

- year. Points from all divisions will count and are cumulative in determining eligibility.
2. Year Long Eligibility. If a horse is considered eligible on January 1, it may continue to be shown in this class for the calendar year, regardless of points earned.
 3. Once a horse has earned 10 points in Green Hunter Under Saddle, it will no longer be eligible to compete in this class in subsequent years.
- E. Horses showing in this event may also enter their respective hunter under saddle class at the same show. Green Hunter Under Saddle does not count for show all-around or high-point awards.
- F. Points earned in this class will count toward APHA Register of Merit, Superior Event and Honor Roll awards only. Points in this class will not count toward any other APHA awards including Breeders' Trust payouts.
- G. This class is not intended to be held at the World Show.

SC-207. Over Fences Arena Equipment

A. EQUIPMENT.

1. All poles must be a minimum of 10 feet long and a minimum of 3 inches and a maximum of 4 inches in diameter.
2. No square or PVC poles shall be used. Round or hexagonal poles are acceptable for jumping and round poles only are acceptable for hunter classes.
3. Care must be used to avoid setting up courses in a manner that may be hazardous to the horse or riders.
4. Jump standards with heights at 3-inch (7.62 cm) intervals with jump cups are recommended.
5. Standards made of PVC material must be anchored or properly secured.

SC-210. Hunter Hack

A. ENGLISH ATTIRE AND TACK. See rules SC-195. & SC-200.

B. RING PROCEDURE. Horses will be shown at a walk, trot and canter both ways of the ring and shall be required to jump a minimum of two (2) jumps of two feet (2') (60.96cm) but not more than **three feet (3') (90cm)** in height. Jumps to be spaced on multiple of twelve (12) feet (3.65m), minimum of thirty-six (36) feet (10.97m). Obstacles to simulate those found in hunt field. See SC-215.D.2. A ground line on approach side of each fence is mandatory.

C. JUDGING JUMP PERFORMANCE AND RAIL WORK. The class will be judged on an even hunting pace, manners, way of going and jumping style. Jumping phase will be scored as in the Working Hunter Class. Horses eliminated in over fence portion of the class shall be disqualified. The class shall be judged 70% on performance over fences, 30% on rail work.

SC-214. Preliminary Working Hunter

A. Eligibility. One class to include both:

1. Horses in their first year of showing in approved APHA shows in preliminary working hunter.
2. All other horses that have shown during the previous year(s) in APHA-approved working hunter, preliminary working hunter, or jumping, but have not won more than a total of ten (10) points in open, amateur, novice or youth working hunter, preliminary working hunter or jumping events as of January 1 of the current show year.
 - a. Once a horse has earned ten (10) points in Preliminary Working

Hunter, it will no longer be eligible to compete in this class in subsequent years.

- B. **Year Long Eligibility.** If a horse is considered eligible on January 1, it may continue to be shown for the calendar year, in this class, regardless of points earned.
- C. **Fence Heights.** Two feet, six inches (2'6") (76.12cm) -three feet (3') (91cm).
- D. The same rules shall apply in preliminary working hunter as apply in junior, senior and all-ages working hunter.
- E. Horses showing in this event may also enter their respective Working Hunter class (Jr., Sr., All Ages) at the same show. Note: Preliminary Working Hunter does not count for show all-around or high-point awards.
- F. Points earned in this class will count for all APHA awards. Exception: APHA Championship, Superior All-Around and Supreme Champion.

SC-215. Working Hunter

- A. **ENGLISH ATTIRE AND TACK.** See rules SC-195. & SC-200. Exception: Running or standing martingales are permitted.
- B. **JUNIOR AND SENIOR WORKING HUNTER.** The same rules apply in junior working hunter as apply to senior or all-ages working hunter classes.
- C. **HUNTER DISTANCES.** Combinations: one stride in and out, 24-26 feet; two strides in and out, 36 feet. Distances relative to height are recommended as below. Consideration should be given to adjusting only if weather conditions or arena footing (too deep, packed, too hard, or too wet) would so warrant. Safety of horse and/or rider should always be given priority.

Height	2'6"	2'9"	3'0"
Distance			
(3) strides	47' (14.35m)	47'6" (14.51m)	48' (14.63m)
(4) strides	59' (17.98m)	59'6" (18.17m)	60' (18.29m)
(5) strides	70'6" (21.52m)	71' (21.64m)	72' (21.95m)
(6) strides	82' (24.99m)	82'6" (25.18m)	84' (25.60m)
(7) strides	93'6" (28.53m)	94' (28.65m)	96' (29.26m)

- D. **COURSE AND ARENA MANAGEMENT.**
 1. Minimum Obstacles & Fences. Minimum of four (4) obstacles. Horses to jump a minimum of eight (8) fences. One change of direction is mandatory.
 2. Obstacles Which May Be Used.
 - a. Fences shall simulate obstacles found in the hunting field, such as natural looking post and rail, brush, walls, coops and ascending oxers (not square). Triple bar and hogsback are prohibited. Striped poles are not recommended.
 - b. The top element of all fences must be securely placed so that a slight rub will not cause a knockdown.
 - c. Distance between fences is recommended to be in 12 foot (3.65m) increments with the exception of some combinations; one stride in and out, 24-26 feet (7.31-7.92m); two strides in and out, 36 feet (10.97m); three strides, 48 feet (14.63m).
 - d. Height of obstacle must be a minimum of 2 feet, 6 inches (2'6") (76.12cm) and a maximum of 2 feet, 9 inches (2'9") (85cm) for Novice Amateur and Novice Youth classes; a minimum of 2 feet, 9 inches (2'9") (85 cm) and a maximum of 3 feet (3') (91cm) for junior horses, Amateur and Youth classes; a minimum of 3 feet (3') (91cm) and a maximum of 3 feet, 3 inches (3'3") (1m) for senior horses.

- e. A variation of three inches (3") (7.62cm) in fence height, lower than official heights listed, may be instituted if show management and the judge feel circumstances warrant, i.e., footing, weather, etc.
- f. The use of wings on obstacles in hunter classes is recommended.

3. A hunter course shall be any course that management deems a fair test of a hunter. Judges are responsible for correctness of each course after it has been set and shall call the show committee's attention to any errors that would tend to result in unfair or inappropriate courses. The judge must walk the course and has the right and duty to alter the course in any manner to ensure its safety. The judge may remove or change any obstacle he deems unsafe or non-negotiable. There will be a minimum five minute warm-up period after the course walk is closed before the first competitor is called to the ring to compete.

E. SCORING.

1. Judging. Horses shall be judged on manners, way of going and style of jumping. Horses shall be credited with maintaining an even hunting pace that covers the course with free-flowing strides. Preference will be given to horses with correct jumping style.
2. Scoring. Horses shall be scored either by traditional symbol system or by breed numeric standard. In either case, scoring shall be from 0-100 and 70 shall be considered average.
3. When using the traditional symbol system, scoring shall be on a basis of 0-100 with an approximate breakdown as follows:
 - a. 90-100: An excellent performer and good mover that jumps the entire course with cadence, balance and style.
 - b. 80-89: A good performer that jumps all fences reasonably well, an excellent performer that commits one or two minor faults.
 - c. 70-79: The average, fair mover that makes no serious faults, but lacks the style cadence and good balance of the scopier horses; the good performer that makes a few minor faults.
 - d. 60-69: Poor movers that make minor mistakes; cross canter, fair or average movers that have one or two poor fences but no major faults or disobediences.
 - e. 50-59: A horse that commits one major fault, refusal, trot, or drops a leg.
 - f. 30-49: A horse that commits two or more major faults, including front or hind knock downs and refusals, or jumps in a manner that otherwise endangers the horse and/or rider.
 - g. 10-29: A horse that avoids elimination but jumps in such an unsafe and dangerous manner as to preclude a higher score.
4. When using the breed numeric standard, each fence shall be scored in ½ point increments from **-1 ½ to +1 ½** with **-1 ½** denoting an extremely poor quality performance at a jump and **+1 ½** denoting excellent quality at a jump. "0" will be considered an "average", safe, correct jump. When using the breed numeric system, the following penalties shall apply (as well as evaluation of fence by score).
 - a. Penalties. In using the breed numeric standard, the following penalties shall be applied in evaluating major and minor faults. This numeric system shall also apply to the scoring of Equitation Over Fences for Youth and Amateur.
 - b.

<u>Penalty</u>	<u>Deduction</u>
Tick of rail	½ point each
Out of lead within line (cross cantering)	½ point per stride within line

Drift along fence	1 point each
Early unfold of knees	1 point each unfold
Rap of rail	1 point each
Uneven knees (one knee pointing below level)	2 points
Swinging knees or hind	2 points
Loose lower leg	2 points
Gaping or pulling down in bridle	2 points
Out of lead after line	2 points first ½ of end, 2 points second ½ of end
Swap out (last 2 strides before fence)	3 points
Weak departure	2-5 points
Play	0-5 points
Hard rap on rail (nearly knocking off rail)	2-5 points
Add stride	5 points
Equitation – canter at trot fence	5 points per canter stride
Stalling or propping	5 points
Hanging knees down	5 points each fence
Slapping front legs down	5 points
Off all fours or kick out	5-10 points
Hanging one leg down	10 points
Use of whip	10 points
Equitation – jump ahead/ left behind (evaluate danger)	10-20 points
Equitation – wrong diagonal to trot fence when one is obvious	10 points
Trading leads (after corner & more than 2 strides out)	10-20 points
Leaving off of one leg (evaluate danger or pedaling)	10-20 points
Add stride in an “In & Out”	20 points
Rail down (5-20 in Equitation)	20 points
Trotting on course	20 points
Failure to obtain lead through corners and end	20 points
Refusal	30 points
Bucking	30 points
Equitation – Dropping a rein	30 points
Equitation – Loss of stirrup	30 points
c. Further considerations for each fence shall receive a Quality/Style Rating.	
d. Raising Score - Even stride; cadence; quality leading; following 2 strides; attentive look; soft in bridle; quality shape; easy way of going.	
e. Lowering Score - Uneven steps; crowding; launching; sour look; pulling; lugging bridle; lack of quality over fence.	

F. ELIMINATION.

1. A total of three disobediences which can include any of the following: refusal, stop, run-out, or extra circle.
2. Jumping an obstacle before it is reset.
3. Bolting from the arena.
4. Off course.
5. Deliberately addressing an obstacle.
6. Horse and/or rider falling. Horse is considered to have fallen when shoulder and haunch on the same side touch the ground, or the obstacle and the ground.

7. Trotting along a curve for a sufficient distance to evaluate soundness at the end of the course is required. Competitors not traveling an appropriate distance or in such a way that a judge cannot evaluate the soundness or questions the soundness will be required to re-track. An animal required to re-track will be trotted unmounted and in hand before the judge(s). If an animal is found to be judged unsound, he shall be disqualified but is still considered an entry.

G. GENERAL.

1. Circling once upon entering the ring and once before leaving is permissible.
2. Horse shall not be requested to rejump the course.
3. Manners shall be emphasized in youth and amateur class.
4. When an obstacle is composed of several elements, any disturbance of these elements will be penalized; however, only a reduction in height of the top element shall be considered a knockdown.
5. In cases of broken equipment, the rider may either continue without penalty, or stop and correct the difficulty and be penalized the same as any loss of forward impulsion.
6. When an obstacle requires two or more fences (in and out), faults committed at each obstacle are considered separately. In case of a refusal or run-out at one element, entry may rejump the previous elements.
7. **Disobediences (major faults).**
 - a. **Refusal.** When a horse stops in front of an obstacle (whether or not the obstacle is knocked down or altered), it is a refusal unless the horse then immediately jumps the obstacle without backing one step. If horse takes one step backwards it is a refusal.
 1. After refusal, if horse is moved toward the obstacle but does not attempt to jump, it is considered another refusal.
 - b. **Run-out.** A run-out occurs when the horse evades or passes the obstacle to be jumped; jumps an obstacle outside its limiting markers; or when the horse or rider knocks down a flag, standard, wing or other element limiting the obstacle (without obstacle being jumped).
 - c. **Loss of Forward Movement.** Failure to maintain trot, canter or gallop after crossing starting line, except when it is a refusal, a run-out or when due to uncontrollable circumstances, such as when an obstacle is being reset.
 - d. **Unnecessary Circling on Course.** Any form of circle or circles, whereby the horse crosses its original track between two consecutive obstacles anywhere on course, except to retake obstacle after refusal or run-out.
8. Whenever possible, a schooling area should be provided with at least one practice jump.
9. Schooling over obstacles in the ring or over any part of an outside course is permitted only at the time designated by show management.

SC-220. Jumping

- A. **ENGLISH ATTIRE AND TACK.** See rules SC-195. and SC-200.

Exception. Running or standing martingales, figure 8 or dropped noseband, leg wraps, and/or boots permitted. In addition, mechanical hackamores may be used and choice of bits will include corkscrew, double twisted, dull “edged” mouthpieces, gag and elevator bits.
1. The judge may prohibit the use of bits and equipment he may consider too severe. A bit cannot be physically or mechanically changed to increase the severity of its use and may be eliminated at the dis-

cretion of the judge.

B. ARENA ARRANGEMENT.

1. **Minimum Obstacles and Fences.** There will be a minimum of four obstacles; horses are to make a minimum of eight jumps.
2. A spread fence consisting of two or more elements will be mandatory.
3. It is recommended the first obstacle be no more than minimum height.
4. **Optional Obstacles May Include.**
 - a. Post and rail (at least two).
 - b. Coop.
 - c. Stone wall.
 - d. Triple Bar.
 - e. Brush jump.
5. Both a starting line at least 12 feet (3.65m) in front of the first obstacle, and a finish line at least 24 feet (7.31m) beyond the last obstacle must be indicated by markers (at least 12 feet, 3.65m, apart) at each end of the lines. Horse must start and finish by passing between markers.
6. Obstacles, except within combination, should be located a minimum distance of 48 feet (14.63m) apart, size of arena permitting.
7. Height of obstacles must be a minimum of three feet (3') (91.44cm) and a maximum of four feet (4') (121.92 cm) in first go-round, except in youth and amateur, which is a minimum of three feet (3') (91.44 cm) and a maximum of three feet, six inches (3'6") (106.68 cm).

C. JUMP-OFFS. Jump-offs will be held over the original course altered as outlined. In a jump-off, the sequence of obstacles may be in any order as long as the original direction is maintained, ***with the exception of vertical obstacles being able to be jumped in the opposite direction from the first round.*** Only in the case of clean round ties, for first place or when points are involved, the height and spread of at least 50 percent of the obstacles shall be increased not less than three (7.62cm) and not more than six inches (15.24cm) in height, and to a maximum spread of six feet (1.82m). In case of ties involving faults, rails shall not be raised. Courses may be shortened after the first round ***that might include obstacles that might not have been used in the first round.*** However, the course may not be shortened to less than 50 percent of the original obstacles and must include at least one vertical and one spread jump. When a jump-off is required, the winner will be decided on the time only if faults are equal. If two or more horses are disqualified in the timed jump-off and are tied for a point, they are not to be rejumped, but flip a coin to break the tie.

- D. TIME SHALL BEGIN.** Time shall begin from the instant the horse's chest reaches the starting line until it reaches the finish line. Time shall be stopped while a knockdown jump is being replaced, this is from the moment the rider gets his mount in a position to retake the jump until the proper authority signals that the jump has been replaced. It shall be the rider's responsibility to be ready to continue the course when the signal is given.
- E. SCORING.** Jumpers are scored on a mathematical basis and penalty faults, which include knockdowns, disobediences and falls.
1. **Knockdowns.** An obstacle is considered knocked down and four faults assessed, when a horse or rider, by contact:
 - a. Lowers any part thereof which established the height of the obstacle or the height of any element of a spread obstacle even when the falling part is arrested in its fall by any portion of the obstacle; or
 - b. Moves any part thereof which establishes the height of the obstacle so it rests on a different support from the one on which it

was originally placed.

- c. Knocks down an obstacle, standard wing, automatic timing equipment or other designated markers on start and finish lines.
- d. If an obstacle falls after the horse leaves the ring, it shall not be considered a knockdown.

2. **Disobediences.**

- a. **Refusal.** When a horse stops in front of an obstacle (whether or not the obstacle is knocked down or altered) it is a refusal unless the horse then immediately jumps the obstacle without backing one step. If horse takes one step backwards, it is a refusal.
 1. After refusal, if horse is moved toward the obstacle but does not attempt to jump, it is considered another refusal.
 2. In the case of a refusal on an in-and-out jump, the horse must return to the start of the in-and-out sequence and rejump previous elements as well as following elements.
- b. **Run-out.** A run-out occurs when the horse evades or passes the obstacle to be jumped; jumps an obstacle outside its limiting markers; or, when the horse or rider knocks down a flag, stand, wing or other element limiting the obstacle (without obstacle being jumped).
- c. **Loss of Forward Movement.** Failure to maintain trot, canter or gallop after crossing starting line, except when it is a refusal, a run-out or when due to uncontrollable circumstances, such as when an obstacle is being reset.
- d. **Unnecessary Circling on Course:** Any form of circle or circles, whereby the horse crosses its original track between two consecutive obstacles anywhere on course, except to retake obstacle after refusal or run-out.
- e. First disobedience anywhere on course - 4 faults.
- f. Second cumulative disobedience anywhere on course - 4 additional faults.

3. **Eliminations.**

- a. Third cumulative disobedience anywhere on course.
 - b. Fall of horse and/or rider after the starting line and before the finish line.
 - c. Jumping an obstacle before it is reset, or without waiting for signal to proceed.
 - d. Starting before judges signal to proceed.
 - e. Failure to enter ring within one minute of being called.
 - f. Failure to cross the starting line within one minute after an audible signal to proceed.
 - g. Jumping an obstacle before crossing start line unless said obstacle is designed as a practice obstacle or after crossing the finish line, whether forming part of the course or not.
 - h. Off course.
 - i. Deliberately addressing an obstacle (penalized at anytime the horse is in the ring).
 - j. Rider and/or horse leaving the arena before finishing the course (penalized at any time the horse is in the ring).
4. In cases of broken equipment the rider may either continue without penalty or stop and correct difficulty, in which case he will be penalized three faults. In case of loss of shoe, rider may either continue without penalty or be eliminated.

SC-225. Pleasure Driving

- A. **ATTIRE.** Exhibitor shall be neatly attired and wear long sleeves. A coat and tie of choice may be worn. All exhibitors shall wear a hat of choice. Exhibitor may wear rainwear or inclement weather apparel if weather conditions require. If female exhibitor is attired in short dress, a lap robe is required.
- B. **CART.** Horses shall compete in a pleasure driving class safely harnessed to a cart. The exhibitor shall be the only person permitted in such cart while the horse is being exhibited, and no pets shall be allowed in such cart during such exhibition. The cart shall be a pleasure type, two-wheeled, single-horse cart with seats for one or two persons. All carts must be basket type equipped. No stirrup type carts or sulkies will be allowed. Dash and basket cover optional.
- C. **EQUIPMENT.**
1. Equipment to be used shall include a whip suitable to the cart, light horse breast collar harness to include surcingle with shaft tie downs or quick hitch and crupper and standard bridle.
 - a. **Optional Equipment.** Blinders, overcheck or check reins, breeching or thimbles, running martingales, cavesson noseband may be used at the option of the exhibitor.
 2. Bits. See SC-200.A.3.&4. In addition, half cheek snaffle, liverpool, elbow driving and bradoon overcheck are also permitted. However, all mouthpieces must be a minimum of 5/16 inch (7.9mm) in diameter measured one inch from the cheek.
- D. **HOOVES AND SHOES.** Horses must be shown with natural hooves and standard shoes. No extended hooves, heavy shoes or toe weights allowed.
- E. **PROCEDURE.** Horses shall enter the ring in the same direction at a walk as directed by the announcer or ring steward. Each horse shall then be exhibited at the following gaits:
1. **Gaits.**
 - a. Walk.
 - b. Park Gait (normal trot)
 - c. Road Gait (faster, extended trot)
 - d. The recommended class procedure is walk, park gait, road gait, park gait and walk.
 2. **In the Ring.** Each horse shall demonstrate each of such gaits, in both directions of the ring, and at the direction of the ring steward. Such change of direction shall be accomplished by the horse crossing the ring at a walk or in a park gait only. Each horse shall also be required to demonstrate its ability to back readily and stand quietly. Excessive animation and speed will be penalized.
 - a. After all entries have finished their ring work and are lined up waiting to demonstrate the back, headers may quietly enter the ring and position themselves two to three feet in front and to the left of the horse's head. Headers shall stand still with hands behind their back. Should it become necessary to restrain a horse prior to the completion of judging, the judge shall penalize that entry. Judges shall also penalize an entry whose header disturbs or distracts any horse. Headers shall be neatly dressed in Western or English attire.
- F. **PLACINGS.** Placings for the class shall be determined by judging of each horse on the following basis:
1. Horse's ability to assure a pleasurable drive using the required skills.
 2. In the ready execution of the requirements stated in SC-225.E.2.

SC-230. Utility Driving

- A. **ATTIRE AND TACK.** See Pleasure Driving. Rule SC-225. A.- D.
- B. **JUDGING PROCEDURE.**

1. **Tasks and Points.** This class will be judged on the performance of the horse through the tasks. The judge will assign a point value to each task and points will be added to or subtracted from this score based on the horse's performance through the task.
 - a. **Subtracting or Adding Points.** Points may be added or subtracted from a horse's total score on the tasks based on his attitude, manners, style and way of going. Manner of horse's way of going should demonstrate the general utility of the driving horse in everyday working situations.
2. **Negotiating Tasks.** Credit will be given to those horses that negotiate, in a continuous motion, the tasks cleanly, smoothly and alertly with style, in prompt response to the driver's cues. Excessive hesitation at a task shall be penalized.
3. **Faults, Touches and Disqualifications.** A horse with major faults, knock downs, refusals, etc., on the course will not be placed ahead of a horse that worked through the tasks cleanly. A horse should be penalized for touches of any element of the course and for unnecessary delay in approaching the tasks. A horse that is off course must be disqualified.

Off course is defined as:

- a. Taking a task in the wrong direction.
 - b. Negotiating a task from the wrong side.
 - c. Skipping a task unless directed by the judge.
 - d. Negotiating tasks in the wrong sequence.
4. **Backing.** The judge may ask the exhibitor to back the horse after completion of the course. However, if any exhibitor is asked to back, all exhibitors must be asked to back.

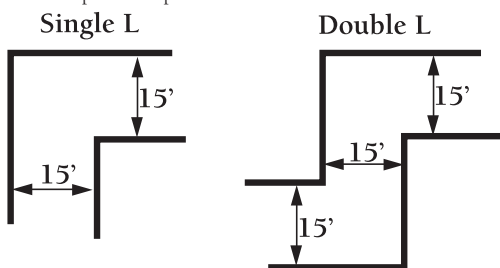
C. COURSE REQUIREMENTS.

1. **Number of Tasks.** The course will include a minimum of six and a maximum of eight tasks, selected from the list of tasks.
2. **Setting Up Tasks.** Care must be exercised to avoid the setting up of any of these tasks in a manner that may be hazardous to the horse or driver. All tasks not combined shall be a minimum of fifteen (15) feet (4.57m) apart.
3. **Course Design To Demonstrate Gaits.** The course shall be designed to require each horse to demonstrate walk, park gait and road gait somewhere between the tasks as part of the working course with enough space provided for the judge to evaluate the gaits. If the gait between tasks is not specifically listed on the course sheet, the gait used by the driver is optional.

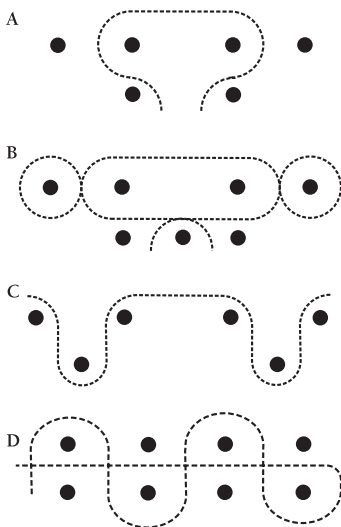
D. TASKS.

1. **Animal hide.** Drive by an animal hide.
2. **Backthrough.** Shall consist of either two barrels, poles or pylons set a minimum of ten (10) feet (3m) apart.
3. **Box.** A three rail box of which the rails are a minimum of fifteen (15) feet (4.57m) long . Horse must be driven in, stopped, settled, then sidepassed out in either direction. Chalk lines may be substituted for rails. If task is elevated, then center height may not exceed ten (10) inches (25.4cm).
4. **Bridge.** A simulated bridge of two (2) rails with or without a floor, a minimum of ten (10) feet (3m) apart.
5. **Figure 8(s).** Two barrels, pylons or stands, about which the exhibitor must make the figure 8(s) in a forward motion: Walk obstacles minimum of ten (10) feet (3m) apart; park, trot and/or gait obstacles minimum of fifteen (15) feet (4.57m) apart.

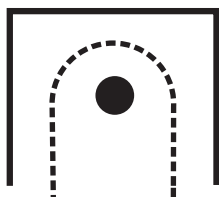
6. **L-obstacle(s).** Poles placed in an “L” shape, through which the horse is driven at a walk. If rails are elevated, the maximum center height may not exceed ten (10) inches (25.4cm). The sides of the L shall not be less than twenty (20) feet (6.09m). Rails shall be a minimum of 15 feet apart. See pattern below.



7. **Mailbox.** The mailbox must be set on a stand of four (4) feet (1.21m) minimum height. Exhibitor must open box, place card inside and close box.
8. **Road Sign.** Two road-type signs, a minimum of ten (10) feet (3m) apart, to be driven between.
9. **Serpentine.** Obstacle consisting of a minimum of 3 pylons; walk-pylons, minimum fifteen (15) feet (4.57m) apart, base to base; park trot to pylons, minimum twenty (20) feet (6.09m) apart, base to base.
10. **Sheep or Goat Pen.** Drive by.
11. **Simulated Water.** A plastic sheet secured to the ground so that it will not become affixed to the horse's foot when a horse passes over.
12. **Slicker.** When this obstacle is used, it will be so located that the driver can return it to a designated place. Reins must be held while doing so.
13. **Straight and Narrow.** Two parallel lines, one foot (30.48cm) apart, and a minimum of twenty-five (25) feet (7.62m) and maximum of fifty (50) feet (15.24m), consisting of either; garden hose, rope, minimum 1/2 inch (1.27cm) diameter, or chalk. Lines shall be of the same length and placement. Driver must keep one wheel between the lines for the entire length.
14. **Tack and Harness Check.** Driver to dismount from the cart and walk around the horse and cart while maintaining control of the horse and then remount while the horse is standing still.
15. **Twist.** Six (6) to eight (8) pylons which the driver shall maneuver around and through at a walk. The minimum distance between any two (2) pylons shall be ten (10) feet (3m). Suggested patterns, but not limited to: See patterns.



16. **U-Turn.** A three rail box of which the rails are a minimum of twenty (20) feet (6.09m) long, with a pylon located in the center of the opening of the box. The driver is to enter the box, drive around the pylon and exit the other side of the pylon. (See pattern below.)



17. **Vehicles.** Two vehicles a minimum of fifteen (15) feet (4.57m) apart to be driven between.

SC-235. Western Attire

- A. **REQUIRED ATTIRE.** In all Western events, speed events and halter, it is mandatory to wear appropriate Western attire including shirt, blouse, jacket or vest with long sleeves and collar (band, tuxedo, stand-up, etc.), pants (Western type) ankle length or longer*, Western hat, and Western boots. The use of spurs, chaps, and hard hats are optional. *Exception: Religious reasons. See Rule SC-160.O.1 regarding use of logos.
- B. Judges, at their discretion, may authorize adjustments to attire due to weather-related conditions.


SC-240. Western Tack

- A. **SADDLE, BRIDLE, ETC.** Horses shall be shown with a western stock saddle (leather or synthetic) consisting of a horn, seat, pommel, cantle, skirt, fenders and western stirrups; silver equipment will not count over a good working outfit. Bridle may be either a standard plain or silver headstall with browband, shaped ear, or split ear.
- Optional. The carrying of a rope or reata is optional.
 - Prohibited. The use of a martingale, tie-down, noseband, chin strap narrower than 1/2 inch (1.27cm) or mechanical hackamore, unless otherwise specified.


B. **REINS.** Except in classes where noted, reins will be held in one hand and cannot be changed during performance. One hand to be around reins when romal type reins are used. When using a shank bit with split reins or a snaffle bit with one hand, only one finger permitted between the reins.

1. **Acceptable and Not Acceptable Hand Positions When Riding Two Handed.** Horses may be shown in a snaffle bit or hackamore with one or both hands on both reins. The tails of the reins must be crossed on the opposite side of the neck when riding with two hands on split reins. Exception: in reining and working cow horse, only one rein must be crossed over the neck and held with two hands. Closed reins (example mecate) may not be used with a snaffle bit, except in working cow horse and reining, where a mecate is permitted. Rider's hands should be carried near the pommel and not further than four (4) inches (10.16cm) out on either side of the saddle horn with very limited movement.

Acceptable



Not Acceptable



Acceptable for Working Cow Horse and Reining only.



C. **ROMAL.** Whenever this handbook refers to "Romal" it means an extension of braided material or smooth leather attached to closed reins.

1. This extension is to be allowed to be carried in the free hand with a 16 inch (40.64cm) spacing between the reining hand and free hand holding the Romal.
2. The romal shall not be used forward of the cinch or used to signal or cue the horse in any way. Any infraction of this rule shall result in disqualification.
3. When using romal reins, the rider's hand shall be around the reins with the wrists kept straight and relaxed, the thumb on top of the fin-

gers closed lightly around the reins. When using a romal, no fingers between the reins are allowed. The free hand may be used to adjust the length of rein while working. In reining, use of the free hand while holding the romal to alter the tension of length of the reins from the bridle to the hand is considered to be the use of two hands and a score of 0 will be applied except during the hesitation or settling of the horse. In all other classes, including the reined portion of working cow horse, the free hand may be used to adjust the rider's length of rein.

D. **HACKAMORE.** Junior horses competing in western pleasure, western horsemanship, reining, working cow horse, western riding and trail being shown in a hackamore may be ridden with one or two hands on the reins.

1. All hackamores will be made of flexible braided rawhide, braided leather, or rope, and will be a maximum of 3/4 inch (1.9cm) diameter at the cheek. The core may be of rawhide or flexible cable. There must be a minimum of one finger space (approximately 3/4 inch, 1.9cm), between the bosal and the nose. Absolutely no metal or rigid material is allowed under the jaw or on the noseband or anywhere on the bridle regardless of how padded or covered it is. Bosals shall be soft and flexible. The bosal should be properly fitted relative to the horse's size and conformation. Horse hair bosals are prohibited. A hackamore must use a complete mecate rein, which must include a tie-rein. This rule does not refer to mechanical hackamores.

E. **SNaffle BIT.** Junior horses being shown in a snaffle bit may be ridden with two hands on the reins.

1. **Snaffle Bit in Western Performance.** Whenever this rule book refers to a snaffle in western performance classes, it means conventional O-ring, egg-butt or D-ring, all with rings having an outside diameter no smaller than 2 inches (5.08cm), nor larger than 4 inches (10.16cm).

a. **Bars.** Bars of mouthpiece must be round, smooth and unwrapped metal no less than 5/16 inch (7.9mm) in diameter measured one inch in from cheek with a gradual decrease to the center of the snaffle. May be inlaid, but smooth, or rubber latex wrapped. The mouthpiece may be two or three pieces.

b. **Three-Piece Mouthpiece.** If a mouthpiece is three pieces, a connecting ring must be no larger than 1 1/4 inches (3.17cm) in diameter, or a connecting flat bar must be no longer than 2 inches (5.08cm) and 3/8 inch (9.5mm) to 3/4 inch (1.9cm), measured top-to-bottom, and must lie flat in horse's mouth. A three-piece mouthpiece may be used in three-year-old Western Pleasure.

Exception: Three piece mouthpiece may not be used in SC-245.B.4., two-year-old Western Pleasure.

2. **Optional.** A loose curb, leather only, attached below the reins.

F. **BITS.** Horses being shown in a bit must use only one hand on the reins. Whenever this rule book refers to a bit in western performance classes, it means a curb bit that has a solid or broken mouthpiece, shanks, and acts with leverage. All curb bits must be free of mechanical devices and should be considered a standard western bit. A description of a legal, standard western bit includes: See diagram of legal bit.

1. **Shank.** Overall maximum shank length is 8 1/2 inches (21.59cm). Shank may be fixed or loose.

2. **Bar.** Bar of mouthpiece must be round, smooth and unwrapped metal of 5/16 inch (7.9mm) to 3/4 inch (1.9cm) in diameter meas-

ured one inch from cheek. It may be inlaid, but smooth, or rubber latex wrapped. Nothing, such as extensions or prongs, may protrude below the mouthpiece (bar). The mouthpiece may be two or three pieces .

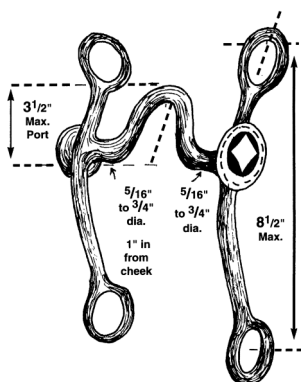
3. **Three Piece Mouthpiece.** If it is three pieces, a connecting ring must be no larger than 1 1/4 inch (3.17cm) outside diameter, or a connecting flat bar must be no longer than 2 inches (5.08cm) and 3/8 inch (9.5mm) to 3/4 inch (1.9cm), measured top-to-bottom, and must lie flat in horse's mouth.
 4. **Standard.** Grazing, broken mouthpiece, half breeds and spades are standard; rollers, covers and spring-loaded bits are permitted, but port must not be higher than 3 1/2 inches (8.89cm).
 5. **Prohibited.** Slip or gag bits, donut or flat polo mouthpieces are prohibited.
- G. **CHIN STRAPS.** Legal chin straps for curb bits may be leather, nylon or light chain, must be at least 1/2 inch (1.27cm) in width and lay flat against the jaw. A double chain that is welded together and acts as one chain is legal. The judge will have the right to disqualify any chin chains or leather straps he feels are too severe. When a curb bit is used, a curb strap or curb chain is required.

Acceptable chin straps.

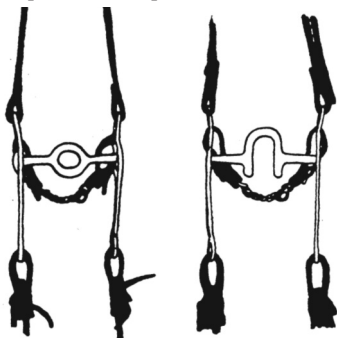


- H. **JUDGE MAY PROHIBIT THE USE.** The judge may prohibit the use of bits and equipment he may consider too severe.

1. Bits Physically or Mechanically Changed. A bit cannot be physically or mechanically changed to increase the severity of its use and may be eliminated at the discretion of the judge.
 2. Horse with Bloody Mouth. In all divisions, if a horse's mouth is found to be bloody, disqualification is at the discretion of the judge.
- I. **DIAGRAM OF LEGAL BIT.** Acceptable bits and unacceptable bits. Example of an acceptable western bit. Exception: 2-year-old and 3-year-old Western Pleasure class. See Rule SC-240.D.-E.



Example of unacceptable western bits.



Donut Bit

Prong Bit

J. **Optional appointments.** Braiding and/or banding of mane and tail.

K. **See equipment and attire chart in back of rule book.**

WESTERN ATTIRE AND TACK FOR ROPING, SPEED EVENTS, TEAM PENNING AND RANCH SORTING. REFER TO RULE SC-270.

SC-241. Western Performance Gaits.

- A. **Walk.** The walk is a natural, flat footed, four-beat gait. The horse must move straight and true at the walk. The walk must be alert, with a stride of reasonable length in keeping with the size of the horse.
- B. **Jog Trot.** The jog trot is a smooth, ground covering two-beat diagonal gait. The horse works from one pair of diagonals to the other pair. The jog trot should be square, balanced with a straight forward movement of the feet. Horses walking with their back feet and trotting on the front are not considered performing the required gait. When asked to extend the jog, he moves out with the same smooth way of going.
- C. **Lope.** Lope, an easy, rhythmical, clean three-beat gait. Horses moving to the right should lope on the right lead. The horse should lope straight with a natural stride and appear relaxed and smooth. The horse should be ridden at a speed that is a natural way of going. Loping with the haunches in (toward the center of the arena) must be penalized. See Rule SC-245 for more specific Western Pleasure gait descriptions.

SC-245. Western Pleasure

- A. **WESTERN ATTIRE AND TACK.** See rules SC-235 and SC-240.
- B. **FOUR WESTERN PLEASURE CLASSES.** A show may have up to four approved Western Pleasure classes. If four Western Pleasure classes are to be offered at a show, they shall be the following:
 - 1. **Senior Western Pleasure,** six-year-old and older. All horses must be shown with a bit. See Rule SC-240.F
 - 2. **Junior Western Pleasure,** five-year-old and younger. Horses may be shown with either a snaffle bit, bit or hackamore at the discretion of the exhibitor. See Rule SC-240.D.-F
 - 3. **3-Year-Old Western Pleasure.**
 - a. Horses shown in this class will not be eligible for any other open Western Pleasure class at the same show or contest. Horses *must* be shown with either a snaffle bit or hackamore at the discretion of the exhibitor. See Rule SC-240.D. - E. Exception: Green Western Pleasure.
 - 4. **2-Year-Old Western Pleasure.**
 - a. Horses shown in this class will not be eligible for any other open


Western Pleasure class at the same show or contest. Horses must be shown with either a snaffle bit or hackamore at the discretion of the exhibitor. Three-piece mouthpieces may not be used. See Rule SC-240.D.-E. Exception: Green Western Pleasure.

- C. **THREE WESTERN PLEASURE CLASSES.** If three Western Pleasure classes are to be offered at a show, they shall be the following:
1. **Senior Western Pleasure**, six-year-old and older. All horses must be shown with a bit. See Rule SC-240.F.
 2. **Junior Western Pleasure**, five-year-old and younger. Horses may be shown with either a snaffle bit, bit or hackamore at the discretion of the exhibitor. See Rule SC-240.D.-E.
 3. Show management may choose one of the following classes:
 - a. **3-Year-Old Western Pleasure**
 1. Horses shown in this class will not be eligible for any other open Western Pleasure class at the same show or contest. Horses must be shown with either a snaffle bit or hackamore at the discretion of the exhibitor. See Rule SC-240.D.-E. Exception: Green Western Pleasure.
 - b. **2-Year-Old Western Pleasure**
 1. Horses shown in this class will not be eligible for any other open Western Pleasure class at the same show or contest. Horses must be shown with either a snaffle bit or hackamore at the discretion of the exhibitor. Three-piece mouthpiece may not be used. See Rule SC-240.D.-E. Exception: Green Western Pleasure.
- D. **TWO WESTERN PLEASURE CLASSES.** If two Western Pleasure classes are to be offered at a show they shall be the following:
1. **Senior Western Pleasure**, six-year-old and older. All horses must be shown with a bit. See SC-240.F.
 2. **Junior Western Pleasure**, five-year-old and younger. Horses may be shown with a snaffle bit, bit or hackamore at the discretion of the exhibitor. See Rule SC-240.D.-F.
- E. **ONE WESTERN PLEASURE CLASS.** If only one Western Pleasure class is to be offered at a show, it shall be the following:
1. **Western Pleasure, All Ages.** Horses six years old and older must be shown with bit. Horses five years old and younger may be shown in snaffle bit, bit or hackamore. See Rule SC-240.D.-F.
- F. A Western Pleasure horse should be a pleasure to ride. He/she should exhibit a free flowing stride with natural lift and self-carriage, along with smooth gaits and transitions. Emphasis shall be placed on good movers, manners and a willing attitude, as reflected in the horse's ears, mouth, tail and way of going; any attempt to alter these attributes shall be severely penalized. Credit should be given for performing with a degree of difficulty as described as good, very good or excellent in the gait evaluations under J. below.
- G. This class will be judged on the performance, manners, condition and conformation of the horse. All horses will be judged at the walk, jog, lope and back as well as on all transitions.
- H. **RING PROCEDURE.**
1. **Walk, Jog and Lope.** Horses are to be shown at a walk, jog and lope on a reasonably loose rein without undue restraint. It is mandatory that a moderate extension of the jog be asked for in at least one direction during the Western Pleasure classes. EXCEPTIONS: 2-Year-Old Western Pleasure, Novice Youth 18 & Under Western Pleasure, Novice Amateur Western Pleasure, and Youth Walk Trot 5-9 Western Pleasure. An extended jog is a definite two-beat lengthened stride

that results in covering more ground. Horses must work both ways of the ring at all required gaits to demonstrate their ability with the different leads. A horse will not be penalized for passing. The judge shall have the right to ask for additional work from any horse. Judge may, at his discretion, back only the finalists.

2. Reversing. Horses are to be reversed to the inside, away from the rail. Horses may be required to reverse at a walk or a jog or may be required to go from any gait to any other gait at the discretion of the judge. Forward motion must be maintained. No contestant will be asked to reverse at a lope.

- I. **HEAD SET.** The head should be carried at an angle that is natural and suitable to the horse's conformation at all gaits. Ideally, a horse should carry its head no lower than level and its nose should be in front of vertical. Below is an example of the ideal head set.



J. **GAITS.**

1. Walk. The walk is a natural, flat footed, four-beat gait. The horse must move straight and true at the walk. The walk must be alert, with a stride of reasonable length in keeping with the size of the horse while remaining soft and comfortable.

a. Evaluation

1. A Good Walk demonstrates a four-beat gait, level top line, and a relaxed appearance yet is bright and attentive. The stride flows and is soft touching the ground.
 2. An Average Walk correctly exhibits a four-beat gait and a level top line while appearing relaxed.
 3. A Poor Walk has an uneven pace and no cadence. The horse has a robotic appearance and hesitates. He/she has no flow, and may appear intimidated or seem to march.
2. Jog. The jog is a smooth, ground covering two-beat diagonal gait. The horse works from one pair of diagonals to the other pair. The jog should be square, balanced with a straight forward movement of the feet. Horses walking with their back feet and jogging on the front are not considered performing the required gait.

a. Evaluation

1. An Excellent Jog moves effortlessly with efficiency. The horse swings his legs, yet touches the ground very softly. He/she is confident, balanced and under control. He/she is flat with his/her knee and hock and has cushion in his/her pastern. His/her expression is bright and alert and he/she exhibits more lift and self-carriage than the "very good jog."
2. The Very Good Jog appears very comfortable to ride with a consistent two-beat gait. The horse is guiding well and has a relaxed and level top line. He/she may let his/her hocks drift back into his/her tail from time to time, or bends his/her knee a little, but is obviously soft on the ground.

3. A Good Jog shows average motion but the horse has positive characteristics in his/her performance, such as balance and self-carriage while taking the same length of stride with the front and rear legs.
4. The Correct or Average Jog has a two-beat diagonal gait with the left front and right hind touching the ground simultaneously, and then the right front and left hind. The horse has a level top line and a relaxed appearance while being shown with light contact and guiding well.
5. A Below Average Jog exhibits average motion, but the horse has negative characteristics in his/her performance, such as walking with the hind legs, dragging the rear toes as he/she jogs, or taking an uneven length of stride with the front and rear legs.
6. A Poor Jog hesitates or skips a beat in his/her motion, not exhibiting a true two-beat gait. The horse does not keep an even and balanced motion with a level top line. He/she may appear to shuffle.
7. A horse with an Unacceptable Jog is not performing a two-beat gait and appears very uncomfortable in his/her attempt to accomplish the gait. He/she does not have any flow or balance in his/her motion and seems uncomfortable to ride.
- b. Extended Jog. An extended jog is a definite two-beat lengthened stride that results in covering more ground. Cadenced and balanced with smoothness is more essential than speed. The rider should sit the extended jog.
 1. Evaluation
 - a. A Good Extended Jog exhibits an obvious lengthening of stride with a slight increase in pace. This horse is still smooth but appears to have more length with less effort being exerted.
 - b. The Average Extended Jog moves up in pace and still appears smooth to sit.
 - c. A Poor Extended Jog never appears to lengthen his/her stride but just jogs faster. He/she may also appear to be jarring and rough to ride.
3. Lope. An easy, rhythmical, clean three-beat gait. Horses moving to the right should lope on the right lead, and, when moving to the left, should lope on the left lead. The horse should lope straight with a natural stride and appear relaxed and smooth. The horse should be ridden at a speed that is a natural way of going.
 - a. Evaluation
 1. A horse exhibiting an Excellent Lope rounds his/her back and has a strong deep stride and a flat swing with his/her front legs. He/she swings his/her legs correct and long yet seems to do it effortlessly with a soft stride. His/her hocks do not drift behind into his/her tail. He/she maintains a very level top line, along with a relaxed, yet alert and confident appearance. He/she has a great degree of lift and self-carriage.
 2. A Very Good Lope appears to have more lift and flow than the average horse, along with a strong but smooth drive from behind. The horse may bend his/her knee a little, or allow his/her off-lead hind leg, or drive leg, to fall behind into his/her tail. He has a level top line and self-carriage plus a relaxed, comfortable to ride appearance.

3. A Good Lope has average motion but the horse has positive characteristics in his/her performance, such as balance and self-carriage, a steady top line, responsiveness to the rider's aids and a relaxed appearance.
 4. The Correct or Average Lope is a true three-beat gait, with a level top line and very little head and neck motion. The horse has a comfortable movement and is relatively straight (not overly canted). He/she glides well, and has a relaxed appearance.
 5. A Below Average Lope exhibits average motion, but the horse has negative characteristics in his/her performance, such as head bobbing, not completing the stride with the front leg and leaving the outside hock well behind the horse's buttocks. An overly canted horse generally displays these negative characteristics.
 6. A Poor Lope may have a three-beat gait but has no lift or self-carriage. This horse shuffles, has no flow, and bobs his head, giving the appearance of exerting a great deal of effort to perform the gait. He/she does not appear comfortable to ride.
 7. An Unacceptable Lope is not a true three-beat gait. This horse has no flow, no rhythm or balance, appears out of sync and is obviously uncomfortable to ride.
4. Back. Horses should back on command, quietly, willingly and easily in a straight line without resistance. Jawing, resisting or tossing of the head should be penalized.
- a. Evaluation
1. A Good Back displays balanced and smooth flowing movements with self-carriage. The horse should back straight at least one horse length quietly and without gapping his mouth. The back should be done smoothly with light contact and without hesitation.
 2. An Average or Correct Back is straight and covers at least one horse length. The horse is smooth and quietly receives light contact without hesitation.
 3. A Poor Back appears resistant or heavy in front. He/she may gap his/her mouth, throw his/her head or back crooked.
- K. **FAULTS.** To be scored according to severity:
1. Wrong lead.
 2. Bolting.
 3. Bucking.
 4. Excessive speed.
 5. Breaking gait.
 6. Failure to Take Gait. Horses which fail to take the gait when called for. (During transitions, excessive delay will be penalized.)
 7. Head Position. Head carried such that the point of the ear is consistently lower than the withers, carried too high, or excessive nosing out.
 8. Flexed. Over-flexing or straining neck in head carriage so that the nose is carried behind the vertical.
 9. Slow Gait/Loss of Forward Motion. Excessively slow at any gait with a loss of forward momentum, resulting in an animated and/or artificial gait.
 10. Failure to maintain a reasonably loose rein without undue restraint.
 11. Appearance. Horses that appear sullen, dull, lethargic, emaciated or overly tired.
 12. Touching horse or saddle with free hand.

13. Use of spurs forward of the cinch.
14. Opening mouth excessively.
15. Stumbling.
16. Quick, choppy or pony-strided.
17. Overly canted at the lope. Horses which lope with haunches in (toward center of arena).
18. Refusal to back.

SC-246. Green Western Pleasure

- A. The purpose of Green Western Pleasure is to allow a horse to compete on an entry-level field with horses of the same level of experience. The Green Western Pleasure is a stepping-stone to the more advanced level of competition with seasoned horses. This class should be judged according to the purpose of its intent.
- B. Horses, regardless of their age, may be ridden with one hand and a standard Western bit as approved by APHA equipment rules or with two hands and a snaffle bit or bosal as described under APHA equipment rules.
- C. With the exception of eligibility and equipment requirements, the same rules apply in Green Western Pleasure as apply in Western pleasure.
- D. Horses eligible to compete:
 1. Horses in their first year of showing in Western Pleasure or that have shown during previous years in any recognized equine association in Green Western Pleasure, Open Western Pleasure, Amateur Western Pleasure, Novice Amateur Western Pleasure, Youth Western Pleasure or Novice Youth Western Pleasure, but have not won more than 10 points or a World or Reserve World Championship in these classes as of January 1 of the current show year. Points from all divisions will count and are cumulative in determining eligibility.
 2. Year Long Eligibility. If a horse is considered eligible on January 1, it may continue to be shown in this class for the calendar year, regardless of points earned.
 3. Once a horse has earned 10 points in Green Western Pleasure, it will no longer be eligible to compete in this class in subsequent years.
- E. Horses showing in this event may also enter their respective Western pleasure class at the same show. Green Western Pleasure does not count for show all-around or high-point awards.
- F. Points earned in this class will count for APHA Register of Merit, Superior Event and Honor Roll awards only. Points in this class will not count toward any other APHA awards including Breeders' Trust payouts.
- G. This class is not intended to be held at the World Show.

SC-250. Trail

- A. **WESTERN ATTIRE AND TACK.** See rule SC-235. & SC-240.
- B. This class will be judged on the performance of the horse over obstacles, with emphasis on manners, response to the rider and quality of movement. Credit will be given to horses negotiating the obstacles with style and some degree of speed, providing correctness is not sacrificed. Horses should receive credit for showing attentiveness to the obstacles and the capability of picking their own way through the course when obstacles warrant and willingly respond to the rider's cues on more difficult obstacles.
- C. Horses shall be penalized for any unnecessary delay while approaching or negotiating the obstacle. Horses with artificial appearance over obstacles should be penalized.
- D. Horses must not be required to work on the rail. The course must be

designed, however, to require each horse to show the three gaits – walk, trot, lope (except in walk-trot) - somewhere between obstacles as a part of its work, and quality of movement and cadence should be considered as part of the maneuver score. While on the line of travel between obstacles, the horse shall be balanced, carrying its head and neck in a relaxed, natural position, with the poll level with or slightly above the withers. The head should not be carried behind the vertical, giving the appearance of intimidation, or be excessively nosed out, giving the resistance appearance.

- E. **SCORING SYSTEM.** Scoring will be on the basis of 0-infinity, with 70 denoting an average performance. Each obstacle will receive an obstacle score that should be added or subtracted from 70 and is subject to a penalty that should be subtracted. Each obstacle will be scored on the following basis, ranging from plus 1½ to minus 1½: -1½ extremely poor, -1 very poor, -½ poor, 0 correct, +½ good, +1 very good, +1½ excellent. Obstacle scores are to be determined and assessed independently of penalty points. Credit will be given to those horses negotiating the obstacles cleanly, smoothly, and alertly with style in prompt response to the rider's cues. **Penalties should be assessed per occurrence as follows:**

1. One half (½) POINT.
 - a. Each tick of log, pole, cone, plant or obstacle.
2. One (1) POINT.
 - a. Each hit of or stepping on a log, pole, cone or obstacle.
 - b. Incorrect or break of gait at walk or jog for two strides or less.
 - c. Both front or hind feet in a single-strided slot or space at a walk or jog.
 - d. Skipping over or failing to step into required space.
 - e. Split pole in lope-over.
 - f. Failure to meet the correct strides on trot over and lope over log obstacles.
3. Three (3) POINT.
 - a. Incorrect or break of gait at walk or jog for more than 2 strides.
 - b. Out of lead or break of gait at lope (except when correcting an incorrect lead).
 - c. Knocking down an elevated pole, cone, barrel, plant, obstacle, or severely disturbing an obstacle.
 - d. Stepping outside the confines of, falling or jumping off or out of an obstacle with designated boundaries with one foot once the foot has entered obstacle; including missing one element of an obstacle on a line of travel with one foot.
4. Five (5) POINT.
 - a. Dropping slicker or object required to be carried on course.
 - b. First or second cumulative refusal, balk, or evading an obstacle by shying or backing.
 - c. Letting go of gate or dropping rope gate.
 - d. Use of either hand to instill fear or praise.
 - e. Stepping outside the confines of, falling or jumping off or out of an obstacle with designated boundaries with more than one foot once the foot has entered obstacle; including missing one element of an obstacle on a line of travel with more than one foot.
 - f. Blatant disobedience (including kicking out, bucking, rearing, striking).
5. Zero (0) total score for course (disqualification).
 - a. Use of two hands (except in Snaffle Bit or Hackamore classes designated for two hands) or changing hands on reins; except for

junior horses shown with hackamore or snaffle bit, only one hand may be used on the reins, except that it is permissible to change hands to work an obstacle.

- b. Use of romal other than as outlined in SC-240.C.
- c. Performing the obstacles other than in specified order.
- d. No attempt to perform an obstacle.
- e. Equipment failure that delays completion of pattern.
- f. Excessively or repeatedly touching the horse on the neck to lower the head.
- g. Failure to enter, exit or work obstacle in any manner other than how it's described, including overturns of more than 1/4 turn.
- h. Failure to follow the correct line of travel between obstacles.
- i. Riding outside designated boundary marker of the arena or course area.
- j. Third cumulative refusal, balk or evading an obstacle by shying or backing over entire course.
- k. Failure to ever demonstrate correct gait between obstacles as designated.
- l. See Rule SC-185.M. and SC-240.B.

F. COURSE REQUIREMENTS.

1. **Use Care In Setting Up Course.** Management, when setting courses, should keep in mind that the idea is not to trap a horse, or eliminate it by making an obstacle too difficult. All courses and obstacles are to be constructed with safety in mind as to eliminate accidents. If difficult courses are set, novice trail should be less difficult. When the distances and spaces are measured between elements, the inside base to inside base measurement of each element considering the normal path of the horse, should be the measuring point. Enough space must be provided for a horse to jog [at least 30 feet (9 meters)] and lope [at least 50 feet (15 meters)] for the judges to evaluate these gaits. Obstacles not combined shall be a minimum of nine feet (2.74m) apart.
2. **Disruption of Obstacles. If disrupted, the course shall be reset.** **In the case that an obstacle is** used in combination, the obstacle cannot be reset until the contestant finishes the entire obstacle.
3. **Unacceptable Obstacles.**
 - a. Tires
 - b. Animals
 - c. Hides
 - d. PVC pipe
 - e. Water box with floating or moving parts
 - f. Flames, dry ice, fire extinguisher, etc.
 - g. Logs or poles elevated in a manner that permits such to roll
4. The judge must walk the course and has the right and duty to alter the course in any manner. The judge may remove or change any obstacle he/she deems unsafe or non-negotiable. If at any time a trail obstacle is deemed to be unsafe by the judge, it shall be repaired or removed from the course. If it cannot be repaired and horses have completed the course, the score for that obstacle shall be excluded from all previous works for that class.
5. **Change of Procedure.** Where the local conditions and equipment will not permit the establishment of obstacles as specified and that they may require changing of procedures of hand on the reins, then all competitors must be advised that such changing of procedure or of hands is permitted.

G. EXHIBITOR REQUIREMENTS.

1. Exhibitor must use only one hand on the reins and may not be changed except when: Exception Rule SC-240 D.& E.,
 - a. Putting on or removing slicker.
 - b. Carrying an object from one part of arena to another.
 - c. Dismounting.

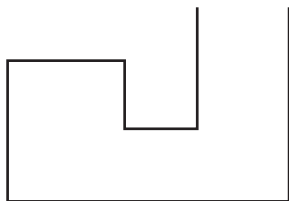
H. OBSTACLE REQUIREMENTS. Course will include a minimum of 6 and a maximum of 10 obstacles and must be designed using at least one obstacle from each of the following divisions.

Division A.

1. **Walk-overs.** An obstacle of at least four poles measuring 20 inches (50.8cm) to 24 inches (60.96cm), or in increments thereof, *between poles, either on the ground or raised with a maximum center height of 10 inches (25.4cm). Elevated walk-overs shall be set at 22" (55.9 cm) to 24 inches (60.96 cm) between poles. These can be in a straight line, curved or zigzag.
2. **Trot-overs.** An obstacle of at least four poles measuring 36 inches to 42 inches (91.44-106.68cm), or in increments thereof, *between poles, either on the ground or raised with a maximum center height of 10 inches (25.4cm). These can be in a straight line, curved or zigzag.
3. **Lope-overs.** An obstacle of at least four poles, measuring 6' (1.82m) to 7' (2.13m), or in increments thereof, *between poles, either on the ground or raised with a maximum center height of 10 inches (25.4 cm). These can be in a straight line, curved or zigzag.
*NOTE: A curved or zigzag design is measured for distance between the poles, from center of the length of the pole to the center of the length of the next pole.
4. **Jump.**
 - a. An obstacle designed for horses to be ridden over, either:
 1. **Single Jump.** An obstacle whose center height is not less than 14 inches (35.56cm) high or more than 24 inches (60.96cm) high; or,
 2. **Multiple Jump.** Obstacles with a maximum center height of 18 inches (45.72cm) high.
 - b. The saddlehorn may be held during the execution of this obstacle only.

Division B.

1. **Sidepass.** An Object of such nature and length which is safe may be used to demonstrate the responsiveness of the horse to leg signals. If raised, height may not exceed 12 inches (30.48cm). The obstacle may be designed to require the horse to sidepass either or both ways or in a pattern. Objects such as a bale of hay that may become entangled in a horse's feet or legs will not be used.
2. **Lime Circle.** Requiring either:
 - a. Turn on the forehand with front feet inside and back feet turning on outside of circle; or
 - b. Turn on the haunches with hind feet inside and front feet on outside of circle.
3. **Square, minimum 6' (1.82m) sides.** Ride into the square. While all four feet are confined in the square, make a turn of not less than 180 degrees (1/2 turn) and not more than 540 degrees (1 1/2 turn) and ride out or back out through opening.



4. **Gate.** The gate must be set up so that it is a minimum of 4 feet (1.21m) in length and 4 feet (1.21m) in height and so that the exhibitor can open from his right or left side. It is permissible to change hands prior to opening gate if the gate is in such a position as to justify the change of hands on the reins. Riders losing control of the gate while passing through shall be penalized and scored accordingly.

Division C.

1. **Back through.** Shall consist of either:
 - a. **Poles.** Straight L, double L, V, U or similar shaped obstacle. On ground, 30 inches (76.2cm) between minimum; elevated, 32 inches (81.28cm) between minimum elevated height not to exceed 12 inches (30.48cm).
 - b. **Barrels or Cones,** minimum of three. 36 inches (91.44cm) between minimum.
 - c. **Triangle.** 36 inches (91.44cm) between minimum at entry and 40 inches (101.6cm) between minimum for sides. If guardrails are used with b. or c. they shall be 3 to 4 feet (.91m-1.21m) from the sides of the obstacle.
2. **Bridge.** A Bridge with a wooden floor not to exceed 12 inches (30.48cm) in height and with or without side rails not less than 36 inches (91.44cm) apart will be used. A log placed under the bridge to create a teeter-totter effect is not prohibited so long as it is secured to the bridge so as not to shift during the passage of the horse over the bridge.
3. **Water Hazard.** A ditch or shallow pond of water may be used. A horse must pass through this obstacle, which must be large enough so that to properly complete this obstacle all four feet of the horse must step in the water. Management may not place any item in the water. If a box is used, simulated water is permissible. If the water box is used preceding and in combination with a bridge, simulated water must be used.
4. **Simulated Water.** Water may only be simulated by using a solid piece of painted wood.

Division D.

1. **Carrying Object.** Any object, other than animal or fowl, and of a reasonable size or weight, may be carried to a specific point.
2. **Drag or Pull.** Any object other than animal or fowl which can reasonably be pulled or dragged without the exhibitor having to dally may be used. Dallying shall be at the option of the exhibitor.
3. **Slicker.** When this obstacle is used, it will be so located that the exhibitor can ride to the slicker, put it on and remove it and return it to a designated place. Reins may be held or dropped on the neck of the horse or over the saddle horn while so doing.
4. **Mailbox.** Remove and/or replace items. Sidepass is optional.
5. **Ground Tie.** Ride or proceed to the designated place, dismount and either hobble or ground tie the horse and move away from the horse

a reasonable distance to clearly show the proper training of the horse. To ground tie, reins shall be as follows.

- a. Split, drop the reins
 - b. Romal, remove reins over head of horse, unclip off rein and drop.
 - c. Hackamore, drop lead.
6. **Serpentine.** Obstacle consisting of four pylons, guardrails optional, through which a horse will maneuver at a walk or jog-trot. Guardrails shall consist of poles placed parallel and a minimum of 3 feet (.91m) from the side of pylons; walk-pylons, minimum 3 feet (.91m) apart, base to base. Jog-trot pylons, minimum 6 feet (1.82m) apart, base to base.
7. **Jog-around.** Square consisting of four poles, minimum 12 feet (3.65m) long, and a pylon placed in the center of the square. Exhibitor will enter over a designated pole, perform a minimum 90 degree jog-around the pylon and exit over the designated pole.
8. **Jog-through.** Shall consist of:
- a. **Poles.** L, double L,V,U or similar shaped obstacle. On ground, 3 feet (.91m) minimum and 4 feet (1.21m) maximum; elevated, 3 feet 3 inches (.99m) between minimum and 4 feet 3 inches (1.29m) maximum. Elevated height shall not exceed 12 inches (30.48cm).

SC-251. Green Trail

- A. The purpose of Green Trail is to allow a horse to compete on an entry-level field with horses of the same level of experience. Green Trail is a stepping-stone to the more advanced level of competition with seasoned horses. This class should be judged according to the purpose of its intent
- B. Green Trail will be judged on the performance of the horse over obstacles with emphasis on movement, smoothness in gaits and transitions and willingness to execute the maneuvers with a willing attitude. Horses shall be penalized for artificial appearance over the obstacles.
- C. The course should be designed for the entry-level horse. Ample space should be used to execute the obstacles.
- D. Horses, regardless of their age, may be ridden with one hand and a standard Western bit as approved by APHA equipment rules or with two hands and a snaffle bit or bosal as described under APHA equipment rules.
- E. With the exception of eligibility and equipment requirements, the same rules apply in Green Trail as apply in trail.
- F. Horses eligible to compete:
 1. Horses in their first year of showing in Trail or that have shown during previous years in any recognized equine association in Green Trail, Open Trail, Amateur Trail, Novice Amateur Trail, Youth Trail or Novice Youth Trail, but have not won more than 10 points or a World or Reserve World Championship in these classes as of January 1 of the current show year. Points from all divisions will count and are cumulative in determining eligibility.
 2. Year Long Eligibility. If a horse is considered eligible on January 1, it may continue to be shown in this class for the calendar year, regardless of points earned.
 3. Once a horse has earned 10 points in Green Trail, it will no longer be eligible to compete in this class in subsequent years.
- G. Horses showing in this event may also enter their respective trail class at the same show. Green Trail does not count for show all-around or high-point awards.
- H. Points earned in this class will count toward APHA Register of Merit, Superior Event and Honor Roll awards only. Points in this class will not

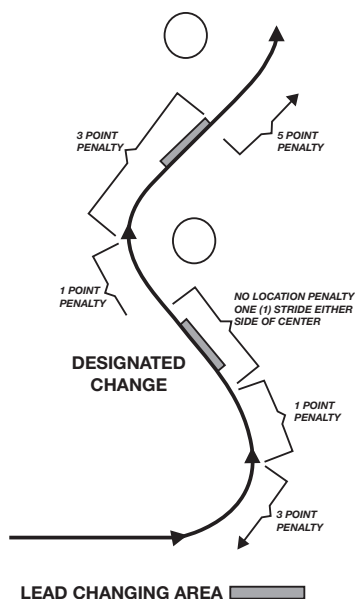
- count toward any other APHA awards including Breeders' Trust payouts.
- I. This class is not intended to be held at the World Show.

SC-255. Western Riding

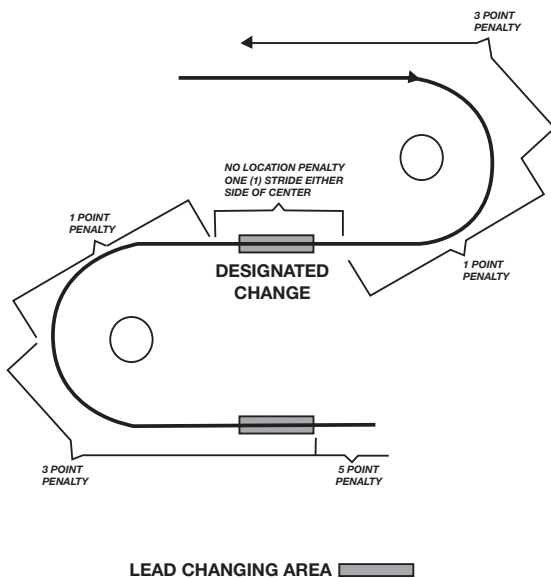
- A. **WESTERN ATTIRE AND TACK.** See rules SC-235. and SC-240.
Exception. Leg wraps and/or boots optional at rider's discretion. See back of rule book for legend for the following patterns (diagrams).
- B. Western Riding is an event where the horse is judged on quality of gaits, flying lead changes at the lope, response to the rider, manners and disposition. The horse should perform with reasonable speed, and be sensible, well-mannered, free and easy-moving.
- C. Credit shall be given for and emphasis placed on smoothness, even cadence of gait (i.e., starting and finishing pattern with the same cadence), and the horse's ability to perform flying lead changes precisely, easily and simultaneously both hind and front at the center point between markers. The horse should have a relaxed head carriage showing response to the rider's hands, with a moderate flexion at the poll. Horses may be ridden with light contact or on a reasonable loose rein. The horse should cross the log both at the jog and the lope without breaking gait or radically changing stride.
- D. The judge will select one of the five patterns to be performed. The judge is responsible for the pattern being correctly set. See Rule SC-255.E.1 for distance measurements.
- E. On the pattern:
 1. The eight small circles represent pylon markers which are recommended. These should be separated by a uniform measured distance of not less than 30 feet (9.14m) nor more than 50 feet (15.24m) on the sides with five markers. In pattern one, the three markers on the opposite side should be set adjacent to the appropriate markers. It is recommended that markers be set a minimum of 15 feet (4.57m) from the fence and with 50- to 80-foot (15.24-24.38m) width in the pattern, as the arena permits.
 2. A solid log or pole should be used and be a minimum of 8 feet (2.43m) in length.
 3. The long serpentine line indicates the direction of travel and gaits at which the horse is to move. The recommended lead changing point is equal to 1/2 stride length before or after the center point between the markers. The dotted line (....) indicates walk, the dash line (— —) jog, and the solid line (____) lope.
- F. Scoring will be on a basis of 0-100 with 70 denoting an average performance.
 1. Scoring guidelines to be considered; points will be added or subtracted from the maneuvers on the following basis, ranging from plus 1.5, to minus 1.5: -1.5 extremely poor, -1 very poor, -.5 poor, 0 average, +.5 good, +1 very good, +1.5 excellent. Maneuver scores are to be determined independently of penalty points.
- G. A contestant shall be penalized each time the following occur:
 1. Five (5) points:
 - a. Out of lead beyond the next designated change area (note: failures to change, including cross-cantering, at two consecutive change areas would result in 10 penalty points).
 - b. Kicking out.
 - c. Blatant disobedience.
 2. Three (3) points:
 - a. Not performing the specific gait (jog or lope) or stopping when

- called for in the pattern, within 10 feet (3m) of the designated area.
- b. Break of gait at the lope.
- c. Simple change of leads, up to three.
- d. Out of lead prior to the designated change from the cone to the previous change area or out of lead after the designated change from the cone to the next designated change area.
- e. Additional lead changes anywhere in pattern (except when correcting an extra change or incorrect lead departure).
- f. In pattern one, failure to start the lope within 30 feet (9.14m) after crossing the log at the jog.
- g. Break of gait at walk or jog for two or more strides.
- 3. One (1) point:
 - a. Break of gait at walk or jog up to two strides.
 - b. Hitting or rolling log.
 - c. Out of lead for more than 1 stride either side of the center point and between the markers.
 - d. Splitting the log (log between the two front or two hind feet) at the lope.
- 4. One-half (1/2) point:
 - a. Tick or light touch of log.
 - b. Hind legs skipping or coming together during lead change.
 - c. Non-simultaneous lead change (front to hind or hind to front).
- 5. Disqualified – 0 score
 - a. Fall to ground by horse or rider.
 - b. Illegal equipment.
 - c. Willful abuse.
 - d. Off course.
 - e. Knocking over markers.
 - f. Completely missing log.
 - g. Major refusal – stop and back more than 2 strides or 4 steps with front legs.
 - h. Major disobedience – rearing, schooling.
 - i. Failure to start lope prior to end cone in pattern 1.
 - j. Upon execution of 4 simple lead changes (defined as a stop or hesitation of forward motion) and/or failure to change leads.
 - k. For Western Riding patterns 2, 3, 4, 5 and Green Western Riding patterns 1, 2 and 3, failure to start lope within 30 feet of the designated area.
- 6. Credits:
 - a. Change of leads, hind and front simultaneously.
 - b. Changes of designated point.
 - c. Accurate and smooth pattern.
 - d. Even pace throughout.
 - e. Easy to guide and control with rein and leg.
 - f. Manners and disposition.
 - g. Conformation and fitness.
- H. The following characteristics are considered faults and should be judged accordingly in maneuver scores.
 - 1. Opening mouth excessively.
 - 2. Anticipating signals or early lead changes.
 - 3. Stumbling.

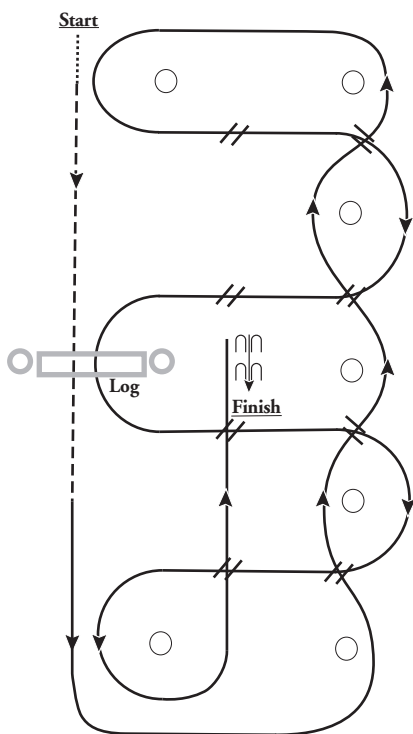
Location Penalties for Designated Change



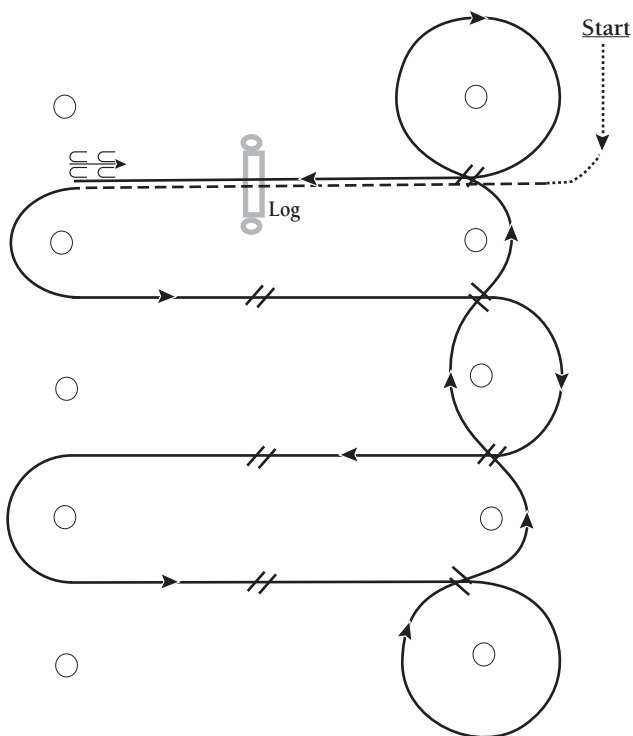
Location Penalties for Designated Change



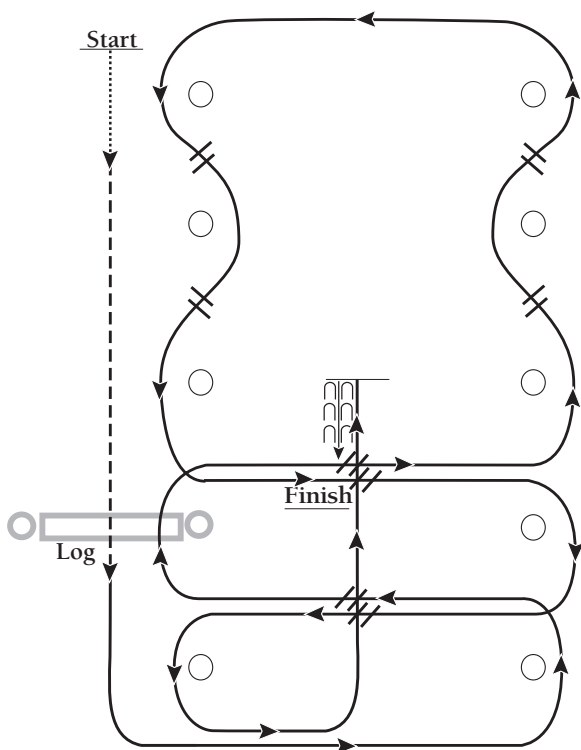
Western Riding Pattern #1.



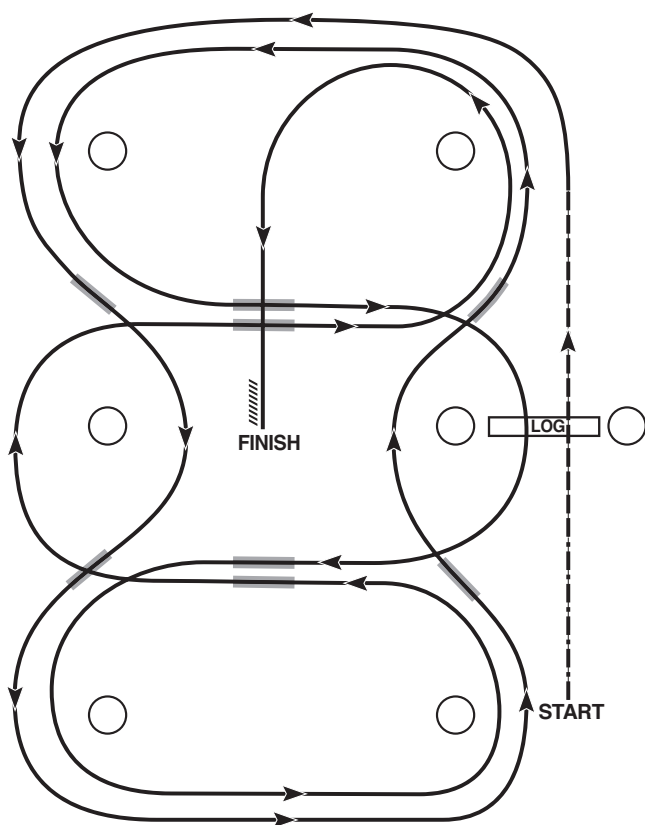
1. Walk and jog over log.
2. Transition to lope and lope around end.
3. First line change.
4. Second line change.
5. Third line change.
6. Fourth line change and lope around the end of arena.
7. First crossing change.
8. Second crossing change.
9. Lope over log.
10. Third crossing change.
11. Fourth crossing change.
12. Lope up the center, stop and back.



1. Walk, transition to jog, jog over log.
2. Transition to lope.
3. First crossing change.
4. Second crossing change.
5. Third crossing change.
6. Circle and first line change.
7. Second line change.
8. Third line change.
9. Fourth line change and circle.
10. Lope over log.
11. Lope, stop and back.



1. Walk halfway between markers; transition to jog, jog over log.
2. Transition to lope, lope to left around end.
3. First crossing change.
4. Lope over log.
5. Second crossing change.
6. First line change.
7. Second line change.
8. Third line change.
9. Fourth line change.
10. Third crossing change.
11. Fourth crossing change.
12. Lope up the center, stop and back.

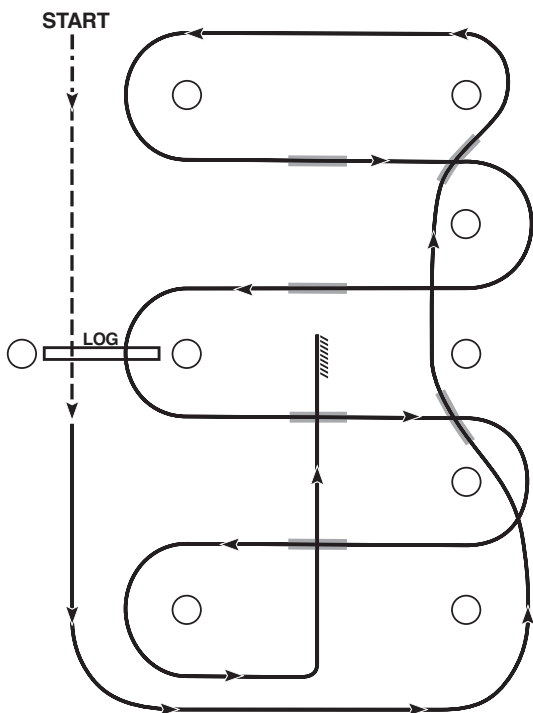


Recommended for small arenas.

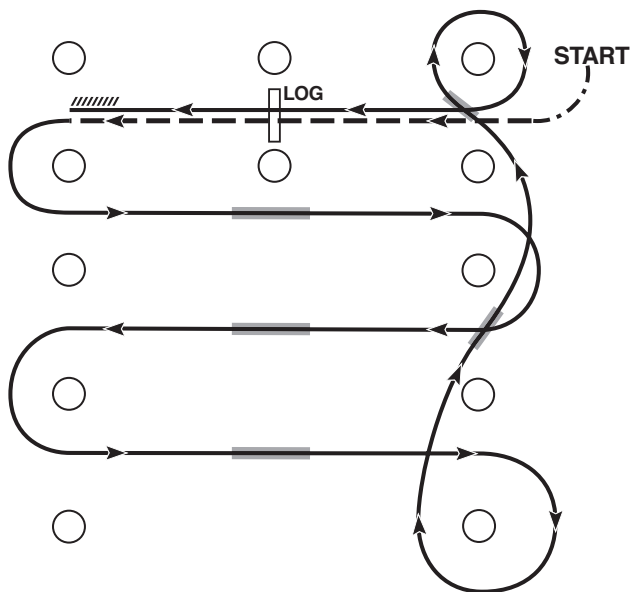
1. Walk, transition to jog, jog over log.
2. Transition to the lope, on the left lead.
3. First line change.
4. Second line change.
5. Third line change.
6. Fourth line change.
7. First crossing change.
8. Lope over log.
9. Second crossing change.
10. Third crossing change.
11. Fourth crossing change.
12. Lope, stop and back.

SC-256. Green Western Riding

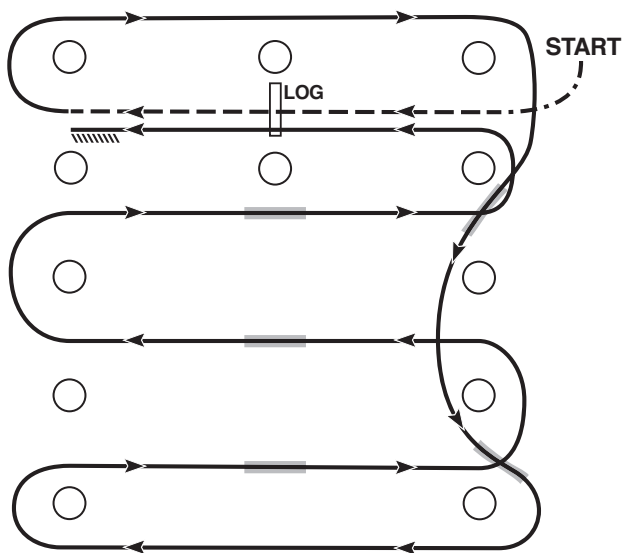
- A. The purpose of Green Western Riding is to create an entry-level division in the Western riding discipline that places emphasis on movement and quality of lead changes while allowing leniency in assistance from the exhibitor, while still rewarding softness and willingness. Credit will be placed on smoothness, even cadence of gaits and the horse's ability to change leads precisely, easily and simultaneously, both front and hind.
- B. Horses, regardless of their age, may be ridden with one hand and a standard Western bit as approved by APHA equipment rules or with two hands and a snaffle bit or bosal as described under APHA equipment rules.
- C. With the exception of eligibility and equipment requirements, the same rules apply in Green Western Riding as apply in Western riding.
- D. The patterns must be selected from one of the three Green Western Riding patterns.
- E. Horses eligible to compete:
 - 1. Horses in their first year of showing in Western Riding or that have shown during previous years in any recognized equine association in Green Western Riding, Open Western Riding, Amateur Western Riding, Novice Amateur Western Riding, Youth Western Riding or Novice Youth Western Riding, but have not won more than 10 points or a World or Reserve World Championship in these classes as of January 1 of the current show year. Points from all divisions will count and are cumulative in determining eligibility.
 - 2. Year Long Eligibility. If a horse is considered eligible on January 1, it may continue to be shown in this class for the calendar year, regardless of points earned.
 - 3. Once a horse has earned 10 points in Green Western Riding, it will no longer be eligible to compete in this class in subsequent years.
- F. Horses showing in this event may also enter their respective Western riding class at the same show. Green Western Riding does not count for show all-around or high-point awards.
- G. Points earned in this class will count toward APHA Register of Merit, Superior Event and Honor Roll awards only. Points in this class will not count toward any other APHA awards including Breeders' Trust payouts.
- H. This class is not intended to be held at the World Show.



1. Walk at least 15' and jog over log.
2. Transition to left lead and lope around end.
3. First line change.
4. Second line change log around end of arena
5. First crossing change.
6. Second crossing change.
7. Lope over log.
8. Third crossing change.
9. Fourth crossing change.
10. Lope up the center, stop and back.



1. Walk, transition to log, jog over log.
2. Transition to left lead lope
3. First crossing change.
4. Second crossing change.
5. Third crossing change.
6. Circle and first line change.
7. Second line change and circle.
8. Lope over log.
9. Stop and back.



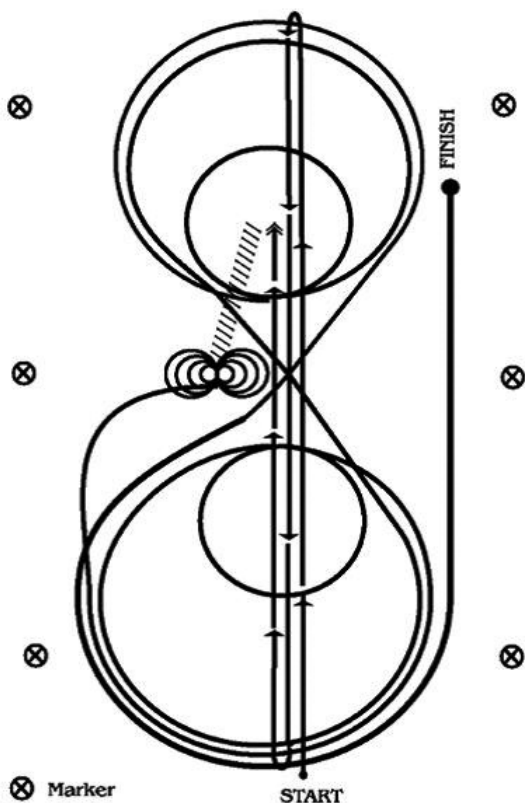
1. Walk, transition to log, jog over log.
2. Transition to right lead and lope around end.
3. First line change.
4. Second line change, lope around end of arena.
5. First crossing change.
6. Second crossing change.
7. Third crossing change.
8. Lope over log.
9. Lope, stop and back.

SC-260. Reining

- A. **WESTERN ATTIRE AND TACK.** See Rules SC-235 and SC-240. Exception. Leg wraps and/or boots optional at rider's discretion. See legend in back of rule book for the following patterns (diagrams).
1. **Chain Curbs.** Chain curbs are permissible but must be at least one-half inch in width, cannot be twisted, and must meet the approval of the judge.
- B. Any one of the ten APHA approved reining patterns may be used and is to be selected by the judge of the class and used by all contestants in the class.
- C. Each contestant will perform the required pattern individually and separately. All horses will be judged immediately upon entering the arena and judging will cease after the last maneuver. Any fault incurred prior to the commencement of a pattern will be scored accordingly.
- D. To rein a horse is not only to guide him, but also to control his every movement. The best reined horse should be willingly guided or controlled with little or no apparent resistance and dictated to completely. Any movement on his own must be considered a lack of control. All deviations from the exact written pattern must be considered a lack of or temporary loss of control, and therefore a fault that must be marked down according to severity of deviation. After deducting all faults, set here within, against execution of the pattern and the horse's overall performance, credit should be given for smoothness, finesse, attitude, quickness and authority of performing various maneuvers, while using controlled speed which raises the difficulty level and makes him more exciting and pleasing to watch to an audience.
- E. **SCORING.** The scoring will be on the basis of 0-infinity, with 70 denoting an average performance. The individual maneuvers are scored in $\frac{1}{2}$ point increments from a low of $-1\frac{1}{2}$ to a high of $+1\frac{1}{2}$ with a score of 0 denoting a maneuver that is correct with no degree of difficulty.
- F. The following will result in no score:
1. Abuse of an animal in the show arena and/or evidence that an act of abuse has occurred prior to or during the exhibition of a horse in competition;
 2. Use of illegal equipment, including wire on bits, bosals or curb chains;
 3. Use of illegal bits, bosals or curb chains;
 4. Use of tack collars, tie-downs or nose bands;
 5. Use of whips or bats;
 6. Use of any attachment which alters the movement of or circulation to the tail;
 7. Failure to dismount and/or present horse and equipment to the appropriate judge for inspection if requested by the judge;
 8. Disrespect or misconduct by the exhibitor.
 9. The judge(s) may excuse a horse at any time while in the arena for unsafe conditions or improper exhibition pertaining to both the horse and/or rider.
- G. Excess rein may be straightened at any place a horse is allowed to be completely stopped during a pattern. When using a romal, no fingers between the reins are allowed. The free hand may be used to hold the romal provided it is held at least 16" from the reining hand and in a relaxed position. Use of the free hand while holding the romal to alter the tension or length of the reins from the bridle to the reining hand is considered to be the use of two hands, and a score of 0 will be applied except during the hesitation or settling of the horse.
- H. The following will result in a score of 0:

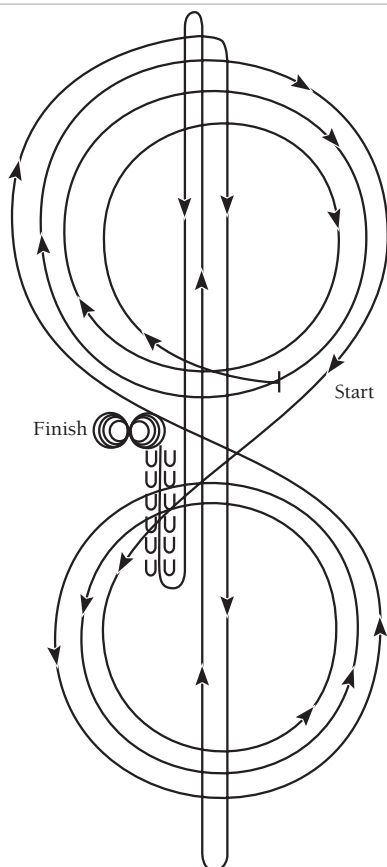
1. Use of more than index or first finger between reins;
2. Use of two hands (exception in snaffle bit or hackamore classes designated for two hands) or changing hands;
3. Use of romal other than as outlined in SC-240.C.;
4. Failure to complete pattern as written;
5. Performing the maneuvers other than in specified order;
6. The inclusion of maneuvers not specified, including, but not limited to;
 - a. Backing more than two strides,
 - b. Turning more than 90 degrees, Exception: a complete stop in the 1st quarter of a circle after a canter departure is not to be considered an inclusion of maneuver; a 2 point break of gait penalty will apply.
 - c. On run-in patterns, once beginning a canter a complete stop prior to reaching the first marker.
7. Equipment failure that delays completion of pattern including dropping a rein that contacts the ground while the horse is in motion;
8. Balking or refusal of command where pattern is delayed;
9. Running away or failing to guide where it becomes impossible to discern whether the entry is on pattern;
10. Jogging in excess of one-half circle or one-half the length of the arena;
11. Overspins of more than $\frac{1}{4}$ turn;
12. Fall to the ground by horse or rider.
13. Dropping a rein that contacts the ground while the horse is in motion.
- I. The following will result in a penalty of five (5) points:
 1. Spurring in front of cinch;
 2. Use of either hand to instill fear or praise;
 3. Holding saddle with either hand;
 4. Blatant disobedience including kicking, biting, bucking, rearing and striking.
- J. The following will result in a two (2) point penalty:
 1. Break of gait;
 2. Freeze up in spins or rollbacks;
 3. On walk-in patterns, cantering prior to reaching the center of the arena and/or failure to stop or walk before executing a canter departure;
 4. On run-in patterns, failure to be in a canter prior to reaching the first marker or break of gait prior to the first marker;
 5. If a horse does not completely pass the specified marker before initiating a stop position.
- K. Starting or performing circles or eights out of lead will be judged as follows:
 1. Each time a horse is out of lead or had a delayed change of lead, a judge is required to deduct one point. The penalty for being out of lead is accumulative and the judge will deduct one penalty point for each quarter of the circumference of a circle or any part thereof that a horse is out of lead. A delayed change of lead is a one point penalty from one stride to $\frac{1}{4}$ of circumference of a circle and is also cumulative beyond that point.
 2. A judge is required to penalize a horse $\frac{1}{2}$ of a point for a delayed change of lead by 1 stride, where the lead change is required by the pattern description.
- L. Deduct $\frac{1}{2}$ point for starting circle at a jog or exiting rollbacks at a jog up to 2 strides. Jogging beyond two strides, but less than $\frac{1}{2}$ circle or $\frac{1}{2}$ length of the arena, deduct 2 points.

- M. Deduct $\frac{1}{2}$ point for over or under spinning up to $\frac{1}{8}$ of a turn; deduct 1 point for over or under spinning up to $\frac{1}{4}$ of a turn.
- N. In patterns requiring a run-around, failure to be on the correct lead when rounding the end of the arena will be penalized as follows: for $\frac{1}{2}$ the turn or less, 1 point; for more than $\frac{1}{2}$ turn, 2 points.
- O. There will be a $\frac{1}{2}$ point penalty for failure to remain a minimum of 20 feet from wall or fence when approaching a stop and/or rollback.
- P. A judge may require any contestant to repeat his performance of any or all of the various parts of the pattern.
- Q. Faults against the horse to be scored accordingly, but not to cause disqualification:
 - 1. Opening mouth excessively when wearing bit;
 - 2. Excessive jawing, opening mouth, or head-raising on stop;
 - 3. Lack of smooth, straight stop on haunches – bouncing or sideways stop;
 - 4. Refusing to change leads;
 - 5. Anticipating signals;
 - 6. Stumbling;
 - 7. Backing sideways;
 - 8. Knocking over markers.
- R. Faults against the rider to be scored accordingly, but not to cause disqualification:
 - 1. Losing stirrup;
 - 2. Any unnecessary aid given by the rider such as unnecessary talking, spurring, quirting, jerking of reins, etc.;
 - 3. Failure to run circles or figure eight within the markers is not considered a fault.
- S. A show may have up to three approved reining classes.
 - 1. If three reining classes are to be held at a show, they shall be the following:
 - a. Senior Reining shown with bit;
 - b. Junior Reining shown with bit;
 - c. Hackamore/Snaffle Bit Reining (5-year-old and younger, shown with hackamore or snaffle bit):
 - 1. No horse may be entered in both junior bit and hackamore/snaffle bit reining classes at the same show.
 - 2. If two reining classes are to be held at a show, they shall be the following:
 - a. Senior Reining shown with bit;
 - b. Junior Reining shown with either bit, hackamore or snaffle bit at the discretion of the exhibitor;
 - 3. If only one reining class is to be held at a show, it shall be the following:
 - a. Reining all-ages, 6-year-old and older must be shown in bit; horses 5-years-old and younger may be shown in either bit, hackamore or snaffle bit at the discretion of the exhibitor.
- T. While horse is in motion, rider's hands shall be clear of horse and saddle.



1. Run at speed to the far end of the arena past the end marker and do a left rollback – no hesitation.
2. Run to the opposite end of the arena past the end marker and do a right rollback – no hesitation.
3. Run past the center marker and do a sliding stop. Back up to center of the arena or at least ten feet (3m). Hesitate.
4. Complete four spins to the right. Hesitate.
5. Complete four and one-quarter spins to the left so that horse is facing left wall or fence. Hesitate.
6. Beginning on the left lead, complete three circles to the left; the first circle large and fast; the second circle small and slow; the third circle large and fast. Change leads at the center of the arena.
7. Complete three circles to the right; the first circle large and fast; the second circle small and slow; the third circle large and fast. Change leads at the center of the arena.
8. Begin a large fast circle to the left but do not close this circle. Run straight up the right side of the arena past the center marker and do a sliding stop at least twenty feet (6.09m) from wall or fence. Hesitate to demonstrate the completion of the pattern.

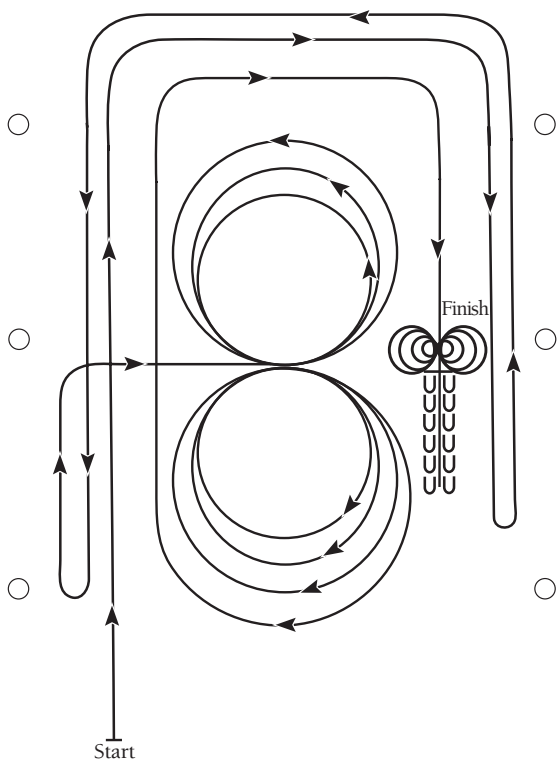
Rider may dismount and drop bridle to the designated judge.



Horses may walk or trot to the center of the arena. Beginning at the center of the arena facing the left wall or fence.

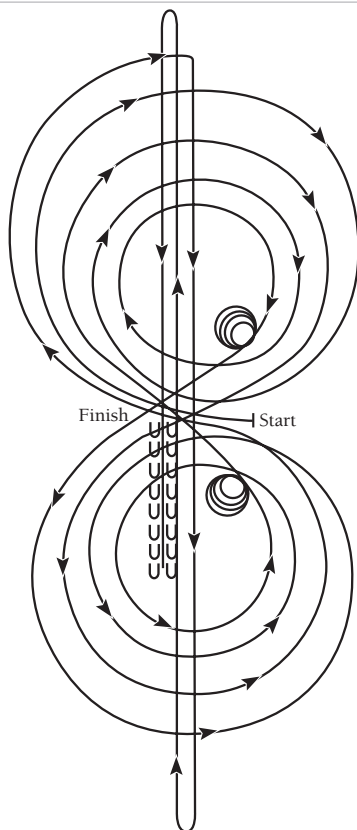
1. Beginning on the right lead, complete three circles to the right; the first circle small and slow; the next two circles large and fast. Change leads at the center of the arena.
2. Complete three circles to the left; the first circle small and slow; the next two circles large and fast. Change leads at the center of the arena.
3. Continue around previous circle to the right. At the top of the circle, run down the middle to the far end of the arena past the end marker and do a right rollback - no hesitation.
4. Run up the middle to the opposite end of the arena past the end marker and do a left rollback - no hesitation.
5. Run past the center marker and do a sliding stop. Back up to the center of the arena or at least ten feet (3m). Hesitate.
6. Complete four spins to the right. Hesitate.
7. Complete four spins to the left. Hesitate to demonstrate the completion of the pattern.

Rider may dismount and drop bridle to the designated judge.



1. Beginning lope straight up the left side of the arena, circle the top end of the arena, staying at least twenty feet (6.09 m) from the walls or fence, run straight down the opposite or right side of the arena past the center marker and do a left rollback – no hesitation.
2. Continue straight up the right side of the arena, circle back around the top of the arena, staying at least twenty feet from the walls or fence, run straight down the left side of the arena past the center marker and do a right rollback – no hesitation.
3. Continue up the left side of the arena to the center marker. At the center marker, the horse should be on the right lead. Guide the horse to the center of the arena on the right lead and complete three circles to the right: the first two circles large and fast; the third circle small and slow. Change leads at the center of the arena.
4. Complete three circles to the left: the first two circles large and fast; the third circle small and slow. Change leads in the center of the arena.
5. Begin a large fast circle to the right but do not close this circle. Continue up the left side of the arena, circle the top of the arena, staying at least twenty feet from the walls or fence, run straight down the opposite or right side of the arena past the center marker and do a sliding stop. Back up at least ten feet (3m). Hesitate.
6. Complete four spins to the right. Hesitate.
7. Complete four spins to the left. Hesitate to demonstrate completion of the pattern.

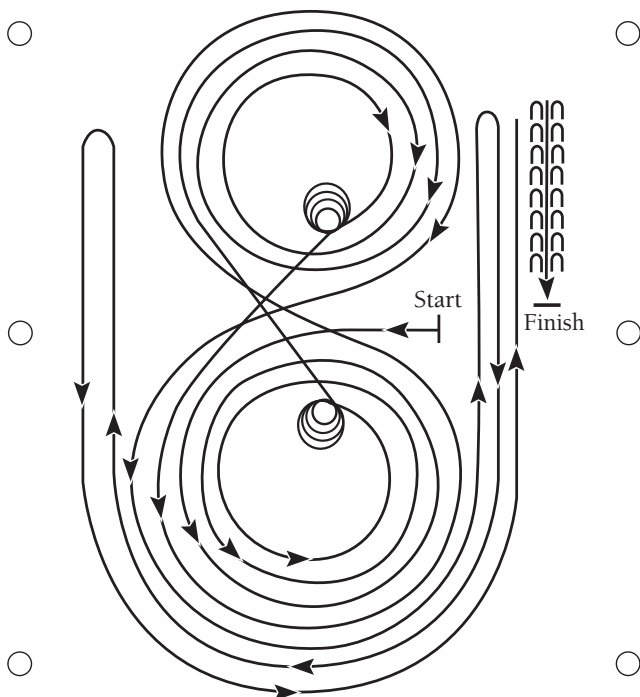
Rider may dismount and drop bridle to the designated judge.



Horses may walk or trot to the center of the arena. Beginning at the center of the arena facing the left wall or fence.

1. Beginning on the right lead, complete three circles to the right: the first two circles large and fast; the third circle small and slow. Stop at the center of the arena. Hesitate.
2. Complete four spins to the right. Hesitate.
3. Beginning on the left lead, complete three circles to the left: the first two circles large and fast; the third circle small and slow. Stop at the center of the arena. Hesitate.
4. Complete four spins to the left. Hesitate.
5. Beginning on the right lead, run a large fast circle to the right, change leads at the center of the arena, run a large fast circle to the left, and change leads at the center of the arena.
6. Continue around previous circle to the right. At the top of the circle, run down the middle to the far end of the arena past the end marker and do a right rollback - no hesitation.
7. Run up the middle to the opposite end of the arena past the end marker and do a left rollback - no hesitation.
8. Run past the center marker and do a sliding stop. Back up to the center of the arena or at least ten feet. Hesitate to demonstrate completion of the pattern.

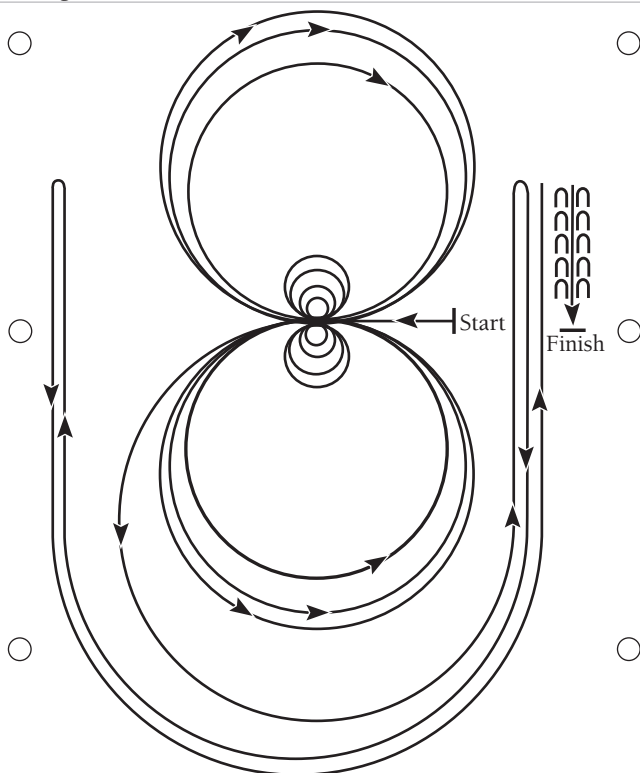
Rider may dismount and drop bridle to the designated judge.



Horses may walk or trot to the center of the arena. Beginning at the center of the arena facing the left wall or fence.

1. Beginning on the left lead, complete three circles to the left: the first two circles large and fast; the third circle small and slow. Stop at the center of the arena. Hesitate.
2. Complete four spins to the left. Hesitate.
3. Beginning on the right lead, complete three circles to the right: the first two circles large and fast; the third circle small and slow. Stop at the center of the arena. Hesitate.
4. Complete four spins to the right. Hesitate.
5. Beginning on the left lead, run a large fast circle to the left, change leads at the center of the arena, run a large fast circle to the right, and change leads at the center of the arena.
6. Continue around previous circle to the left but do not close this circle. Run up the right side of the arena past the center marker and do a right rollback at least twenty feet (6.09m) from the wall or fence – no hesitation.
7. Continue around previous circle but do not close this circle. Run up the left side of the arena past the center marker and do a left rollback at least twenty feet (6.09m) from the wall or fence – no hesitation.
8. Continue back around previous circle but do not close this circle. Run up the right side of the arena past the center marker and do a sliding stop at least twenty feet (6.09m) from the wall or fence. Back up at least ten feet (3m). Hesitate to demonstrate completion of the pattern.

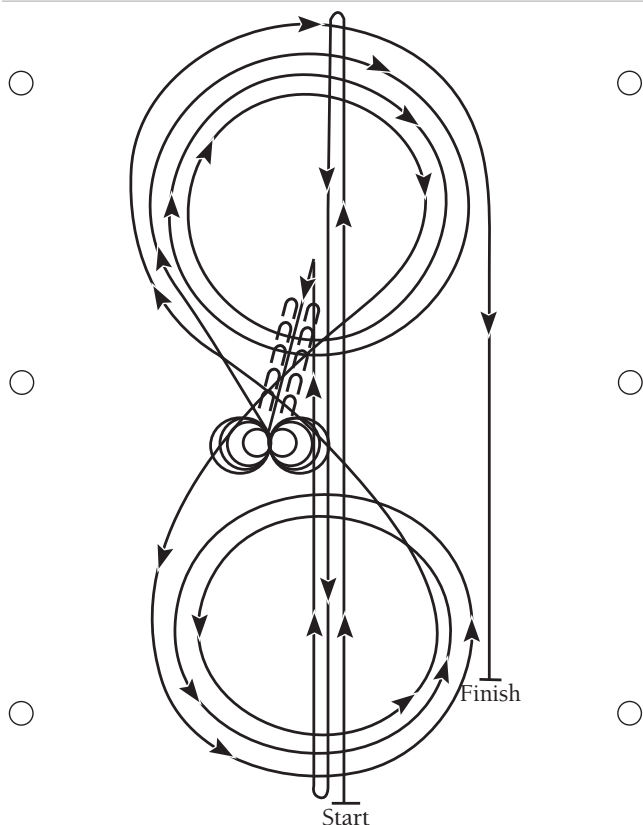
Rider may dismount and drop bridle to the designated judge.



Horses may walk or trot to the center of the arena. Beginning at the center of the arena facing the left wall or fence.

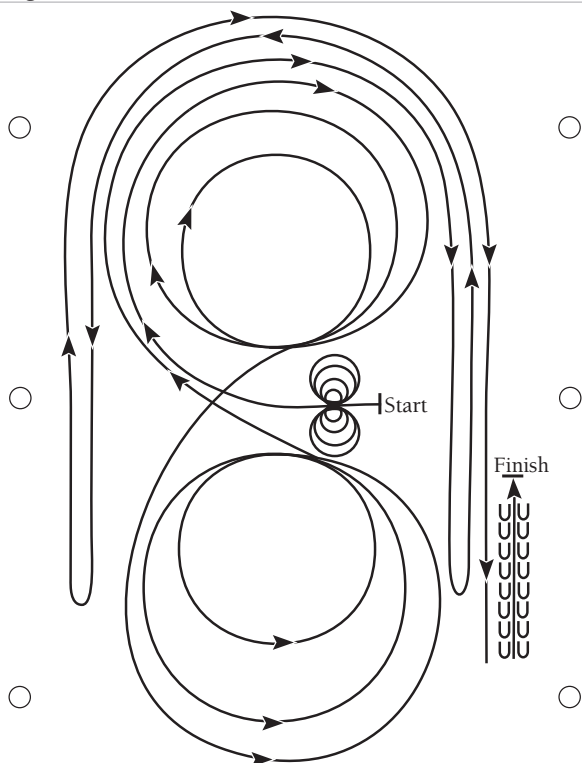
1. Complete four spins to the right. Hesitate.
2. Complete four spins to the left. Hesitate.
3. Beginning on the left lead, complete three circles to the left: the first two circles large and fast; the third circle small and slow. Change leads at the center of the arena.
4. Complete three circles to the right: the first two circles large and fast; the third circle small and slow. Change leads at the center of the arena.
5. Begin a large, fast circle to the left but do not close this circle. Run up the right side of the arena past the center marker and do a right roll-back at least twenty feet (6.09m) from the wall or fence – no hesitation.
6. Continue back around previous circle but do not close this circle. Run up the left side of the arena past the center marker and do a left rollback at least twenty feet (6.09m) from the wall or fence – no hesitation.
7. Continue back around previous circle but do not close this circle. Run up the right side of the arena past the center marker and do a sliding stop at least twenty feet (6.09m) from the wall or fence. Back up at least ten feet (3m). Hesitate to demonstrate the completion of the pattern.

Rider may dismount and drop bridle to the designated judge.



1. Run at speed to the far end of the arena past the end marker and do a left rollback – no hesitation.
2. Run to the opposite end of the arena past the end marker and do a right rollback – no hesitation.
3. Run past the center marker and do a sliding stop. Back up to the center of the arena at least ten feet (3m). Hesitate.
4. Complete four spins to the right. Hesitate.
5. Complete four and one-quarter spins to the left so that horse is facing left wall or fence. Hesitate.
6. Beginning on the right lead, complete three circles to the right: the first two circles large and fast; the third circle small and slow. Change leads at the center of the arena.
7. Complete three circles to the left: the first two circles large and fast; the third circle small and slow. Change leads at the center of the arena.
8. Begin a large fast circle to the right but do not close this circle. Run straight down the right side of the arena past the center marker and do a sliding stop at least twenty feet (6.09m) from the wall or fence. Hesitate to demonstrate completion of the pattern.

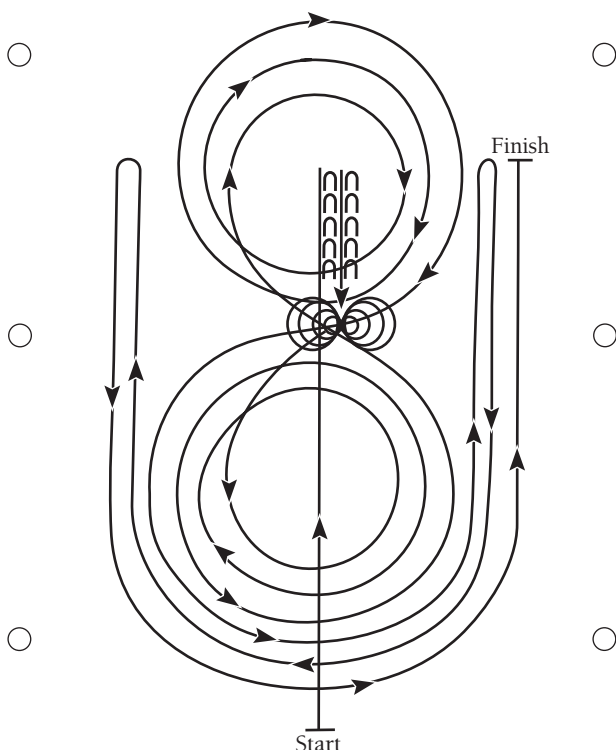
Rider may dismount and drop bridle to the designated judge.



Horses may walk or trot to the center of the arena. Beginning at the center of the arena facing the left wall or fence.

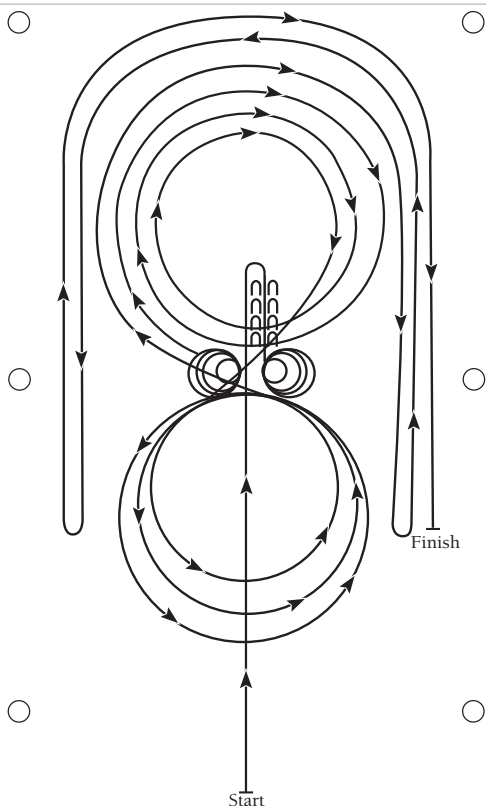
1. Complete four spins to the left. Hesitate.
2. Complete four spins to the right. Hesitate.
3. Beginning on the right lead, complete three circles to the right: the first circle large and fast; the second circle small and slow; the third circle large and fast. Change leads at the center of the arena.
4. Complete three circles to the left: the first circle large and fast; the second circle small and slow; the third circle large and fast. Change leads at the center of the arena.
5. Begin a large fast circle to the right but do not close this circle. Run straight down the right side of the arena past the center marker and do a left rollback at least twenty feet (6.09m) from the wall or fence – no hesitation.
6. Continue back around the previous circle but do not close this circle. Run down the left side of the arena past the center marker and do a right rollback at least twenty feet (6.09m) from the wall or fence – no hesitation.
7. Continue back around the previous circle but do not close this circle. Run down the right side of the arena past the center marker and do a sliding stop at least twenty feet (6.09m) from the wall or fence. Back up at least ten feet (3m). Hesitate to demonstrate completion of the pattern.

Rider may dismount and drop bridle to the designated judge.



1. Run past the center marker and do a sliding stop. Back up to the center of the arena or at least ten feet (3m). Hesitate.
2. Complete four spins to the right. Hesitate.
3. Complete four and one-quarter spins to the left so that horse is facing the left wall or fence. Hesitate.
4. Beginning on the left lead, complete three circles to the left: the first circle small and slow; the next two circles large and fast. Change leads at the center of the arena.
5. Complete three circles to the right: the first circle small and slow; the next two circles large and fast. Change leads at the center of the arena.
6. Begin a large fast circle to the left but do not close this circle. Run up the right side of the arena past the center marker and do a right rollback at least twenty feet (6.09m) from the wall or fence – no hesitation.
7. Continue back around the previous circle but do not close this circle. Run up the left side of the arena past the center marker and do a left rollback at least twenty feet (6.09m) from the wall or fence – no hesitation.
8. Continue back around previous circle but do not close this circle. Run up right side of the arena past the center marker and do a sliding stop at least twenty feet (6.09m) from the wall or fence. Hesitate to demonstrate completion of the pattern.

Rider may dismount and drop bridle to the designated judge.



1. Run past the center marker and do a sliding stop. Back up to the center of the arena or at least ten feet (3m). Hesitate.
2. Complete four spins to the right. Hesitate.
3. Complete four and one-quarter spins to the left so that the horse is facing the left wall or fence. Hesitate.
4. Beginning on the right lead, complete three circles to the right: the first two circles large and fast, the third circle small and slow. Change leads at the center of the arena.
5. Complete three circles to the left: the first circle small and slow, the next two circles large and fast. Change leads at the center of the arena.
6. Begin a large fast circle to the right but do not close this circle. Run down the right side of the arena past the center marker and do a left rollback at least twenty feet (6.09m) from the wall or fence – no hesitation.
7. Continue back around the previous circle but do not close this circle. Run down the left side of the arena past the center and do a right rollback at least twenty feet (6.09m) from the wall or fence – no hesitation.
8. Continue back around previous circle but do not close this circle. Run down the right side of the arena past the center marker and do a sliding stop at least twenty feet (6.09m) from the wall or fence. Hesitate to demonstrate completion of pattern.

Rider may dismount and drop bridle to the designated judge.

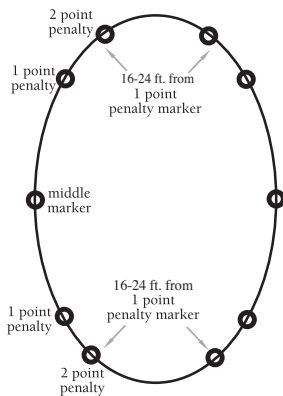
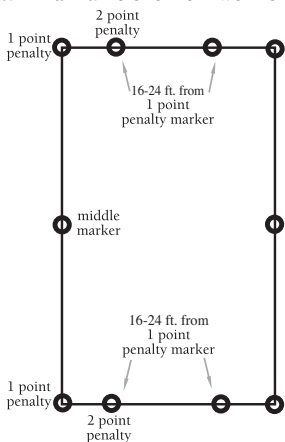
SC-265. Working Cow Horse

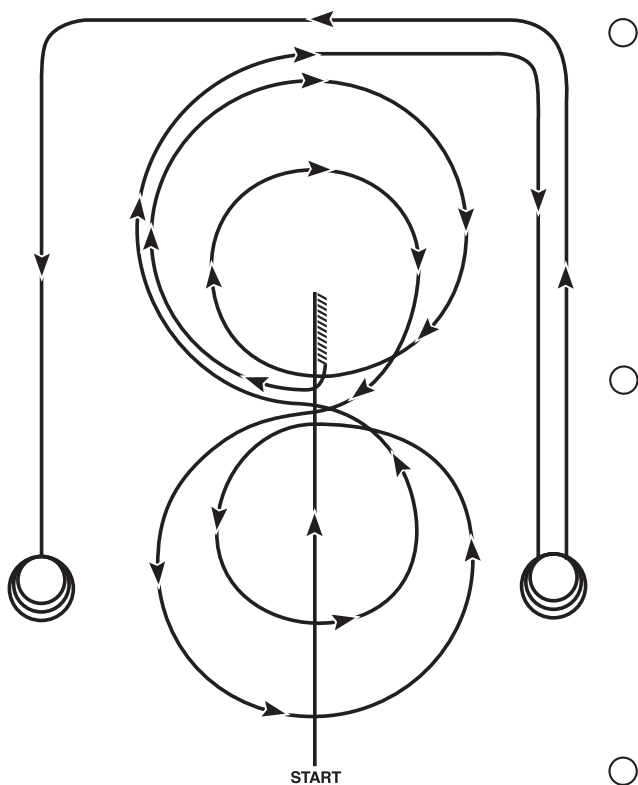
- A. **WESTERN ATTIRE AND TACK.** See Rule SC-235. and SC-240. Exception: Leg wraps and/or boots optional at rider's discretion. See leg-end in back of rule book for the following patterns (diagrams).
- B. Both the cow work portion of this event and the reined work portion are mandatory. Scoring emphasis on the cow work portion shall be based on the horse maintaining control of the cow at all times, exhibiting superior cow sense and natural cow working ability without excessive reining or spurring. Failure of an exhibitor to attempt to complete the cow work portion of the class, as well as the reined work, will result in the exhibitor not being considered an entry in the class. A horse which attempts to complete the cow work but has not been disqualified will be scored accordingly at the judges discretion. A horse going off pattern in the reined work will receive a score of zero. A horse which attempts both the reined work and the cow work portion may be placed even if disqualified in one portion of the class. (Example: If a horse is disqualified and receives a 0 score for the reined work, but scores a 70 for the cow work, its total score would be a 70 and the horse would be eligible for placing.)
- C. The approved pattern will be used and each contestant will cause his horse to travel at the gait indicated for each part of the pattern. When judging reined work, the judge should refer to the reining portion of the handbook for guidelines ***except that scoring will be on the basis of 60-80, with 70 denoting an average performance. The same basis of scoring shall apply to both the reined work and cow work.***
- D. In approved working cow horse classes, any of the twelve approved APHA working cow horse patterns may be used. One of the twelve is to be selected by the judge of the class and used by all contestants in the class.
- E. For an ideal cow work, each contestant, upon receiving a cow in the arena, shall hold the cow on the prescribed end of the arena for sufficient time to demonstrate the ability of the horse to contain the cow on that end. After a reasonable amount of time, the contestant shall take the cow down the fence, making at least one turn each way on the fence. The contestant shall then take the cow to an open part of the arena and circle it at least once in each direction.
- F. The judge should take into consideration the size of the arena, condition of ground and the disposition and degree of difficulty exhibited by the cattle worked.
- G. At the discretion of the judge, cow work may be done immediately following each individual's pattern work or immediately after completion of pattern work by all horses being exhibited.
- H. Horses should keep working until judge blows whistle. If exhibitor quits working before the judge blows the whistle, a score of 0 will be given.
- I. The contestant's horse shall be penalized for general bad manners such as:
1. One point penalties:
 - a. Loss of working advantage.
 - b. For each length horse runs past cow. A length by is 1 horse length of daylight between the cow's head and the top of the horse's tail.
 - c. Using the corner or the end of the arena to turn the cow. (In an oval arena, when the cow's head breaks the plane of the end marker.)
 - d. Slipping a rein.
 - e. Changing sides of arena to turn cow. (1 point each time.)
 - f. Turning cow before passing middle marker on first turn.
 2. Two point penalties:
 - a. Going around the corner of the arena before turning the cow.

(When the cow's head breaks the plane of the 2 point penalty marker.)

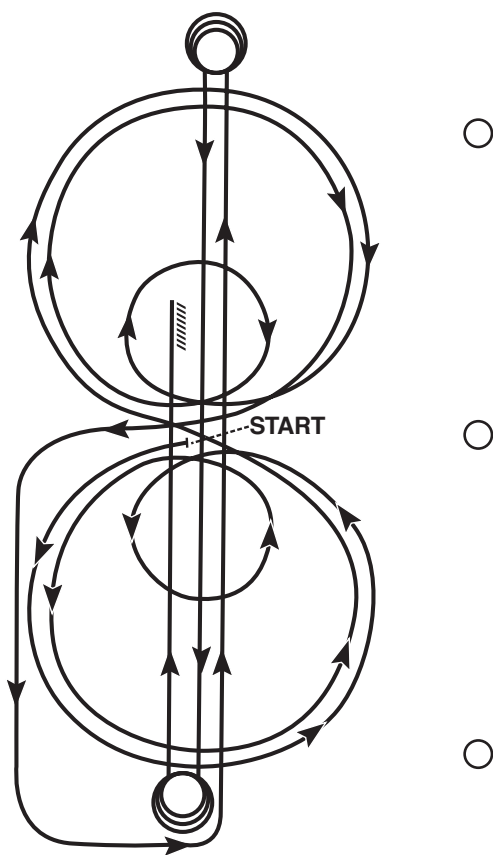
3. Three point penalties:
 - a. Knocking down the cow without having a working advantage.
 - b. Biting or striking the cow.
 - c. Hanging up on the fence (refusing to turn).
 - d. Exhausting or overworking the cow before circling.
4. Five Point Penalties:
 - a. Not getting one turn each way (5 points each way).
 - b. Spurring or hitting in front of cinch.
 - c. Blatant disobedience including kicking, biting, bucking, rearing and striking.
5. Zero (0) score:
 - a. Turn tail.
 - b. Using 2 hands on the reins in a bridle or two-rein class.
 - c. Fingers between the reins in a bridle class, except the two-rein class.
 - d. Balking.
 - e. Out of control or running over cow (Any horse that is out of control while working the cow, thus endangering the rider, i.e. crossing the path of the cow, shall be called off the cow.)
 - f. Bloody mouth.
 - g. Illegal equipment.
 - h. Leaving the work area before the pattern or work is complete.
 - i. Fall of horse or rider.
 - j. Schooling of the horse between the rein and cow work when the cow work immediately follows rein work.
 - k. Schooling of the horse between cows, if a new cow is awarded.
NOTE: A judge may blow his/her whistle at anytime to terminate the work. A score of zero will be given if the work is not complete at that time.
- J. If time and number of cattle permit, the judge may, at his discretion, award new cattle, to enable the contestant to show his horse's ability on the cow, based on the following criteria:
 1. The cow won't or can't run.
 2. The cow won't leave the end of the arena. (Except in Limited Working Cow Horse, see Rules AM-141 and YP-152.)
 3. The cow is blind or won't yield to the horse.
 4. The cow leaves the arena. When a cow leaves the working area, it is automatic that the contestant will receive a new cow and scoring will begin again with the new cow.
- K. Scoring of the cow work will be on the basis of 60 to 80, with 70 denoting an average performance. The lowest score possible is 60 points and the highest score possible is 80 points. In the event of a tie, the entry with the highest cow work will be declared the winner.
- L. The following characteristics of the horse or rider are considered faults:
 1. Exaggerated opening of mouth.
 2. Hard or heavy mouth.
 3. Nervous throwing of head.
 4. Lugging on bridle.
 5. Halting or hesitation while being shown, particularly when being run out, indicating anticipation of being set up.
 6. Losing a cow or being unable to finish a pattern because of a bad cow, the contestant should be penalized at the judge's discretion.
 7. Touching the horse or saddle with the free hand except during the cow work portion of the class, where the rider may hold onto the horn.
- M. The characteristics of a good working cow horse are:

1. Good manners.
 2. Shifty, smooth and having its feet under it at all times; when stopping, hind feet should be well under it.
 3. A soft mouth and should respond to a light rein, especially when turning.
 4. Head should be maintained in its natural position.
 5. Work at reasonable speed and still be under control of the rider.
 6. The greater the difficulty of the run, the more credit should be given. The most controlled cow work with the highest degree of difficulty should be marked the highest.
- N. A show may have up to three approved working cow horse classes.
1. If three working cow horse classes are held at a show they shall be the following:
 - a. Senior working cow horse shown with bit.
 - b. Junior working cow horse shown with bit.
 - c. Hackamore/snaffle bit working cow horse (five-year-old and younger, shown with a hackamore or snaffle bit).
 1. No horse may be entered in both junior bit and hackamore/snaffle bit working cow horse classes at the same show.
 2. If two working cow horse classes are to be held at a show, they shall be the following:
 - a. Senior working cow horse shown with bit.
 - b. Junior working cow horse shown with either a bit, hackamore or snaffle bit at the discretion of the exhibitor.
 3. If only one working cow horse class is to be held at a show, it shall be the following:
 - a. Working cow horse - all ages (horses six-years-old and older must be shown in bit; horses five-years-old and younger may be shown in either bit, hackamore or snaffle bit at the discretion of the exhibitor).
- O. The judge may request additional work at his/her option.
- P. Markers are mandatory for all patterns. Markers will be placed on the wall or fence of both sides of the arena to the approval of the judges with the following as a guideline:
1. At the center of the arena.
 2. The 1 point penalty marker for cow work shall be placed at each corner of the arena.
 3. The 2 point penalty marker for cow work shall be placed a minimum of 16 feet and a maximum of 24 feet past the 1 point penalty marker.
 4. End markers for rein work shall be placed at the judge's discretion.



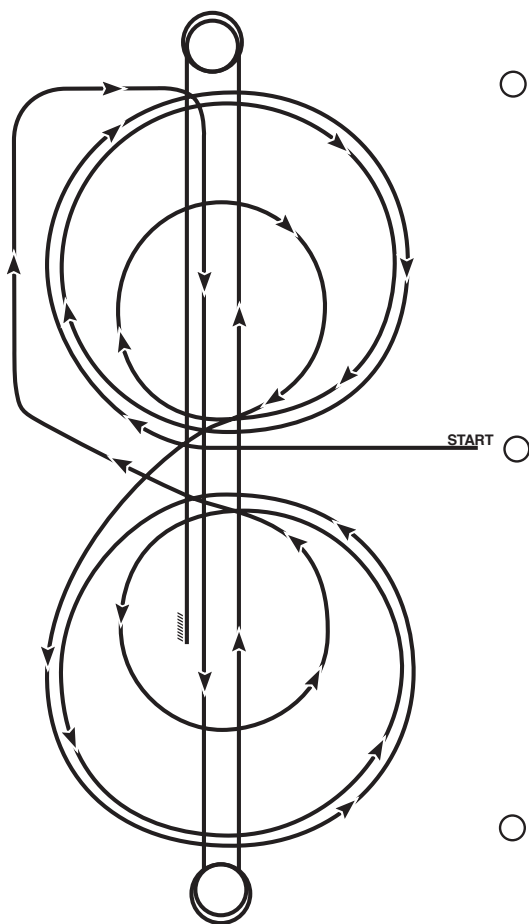


1. Start at end of arena. Run down middle past center marker to a sliding stop.
2. Back up 10 to 15 feet to center. $\frac{1}{4}$ turn left.
3. Pickup right lead, large fast circle, small slow circle.
4. Change leads to left, large fast circle, small slow circle.
5. Change leads to right, do not close this circle.
6. Run around end of arena and down the side (approximately 20 feet from fence) past center marker and come to a sliding stop.
7. Complete $3\frac{1}{2}$ spins to the right.
8. Continue back down side and end of arena to other side (approximately 20 feet from fence) go past center marker and come to a sliding stop.
9. Complete $3\frac{1}{2}$ spins to the left.
10. Hesitate to complete pattern.



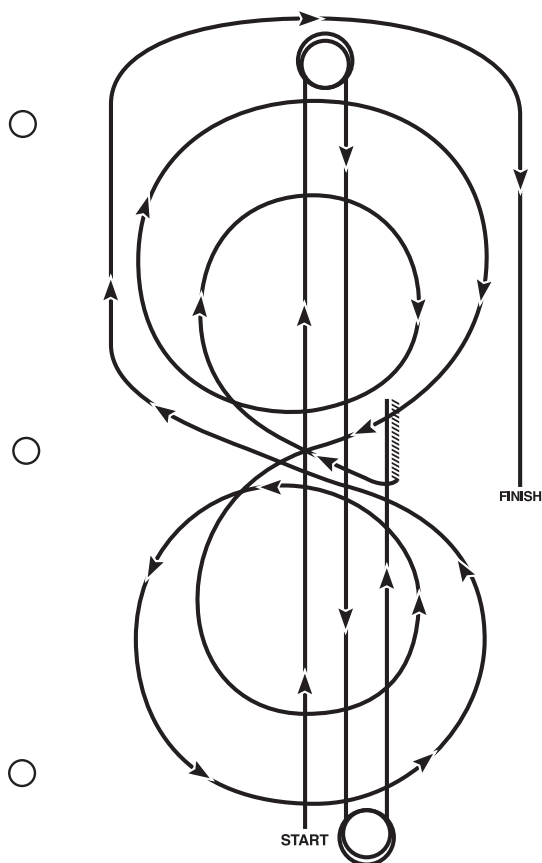
Trot to center of arena, stop. Start pattern facing towards judge.

1. Beginning on the left lead, complete 3 circles to the left, the first one large and fast, the second small and slow, and the third large and fast. Change leads at the center of the arena.
2. Complete 3 circles to the right, the first one large and fast, the second small and slow, and the third large and fast. Change leads at the center of the arena.
3. Do not stop, continue on to run downs.
4. Run to far end past the marker to a sliding stop. Hesitate.
5. Complete 3 ½ spins to the left. Hesitate.
6. Run to far end past the marker to a sliding stop. Hesitate.
7. Complete 3 ½ spins to the right. Hesitate.
8. Run past the center marker to a sliding stop. Hesitate.
9. Back 10 to 15 feet in a straight line. Hesitate to complete pattern.

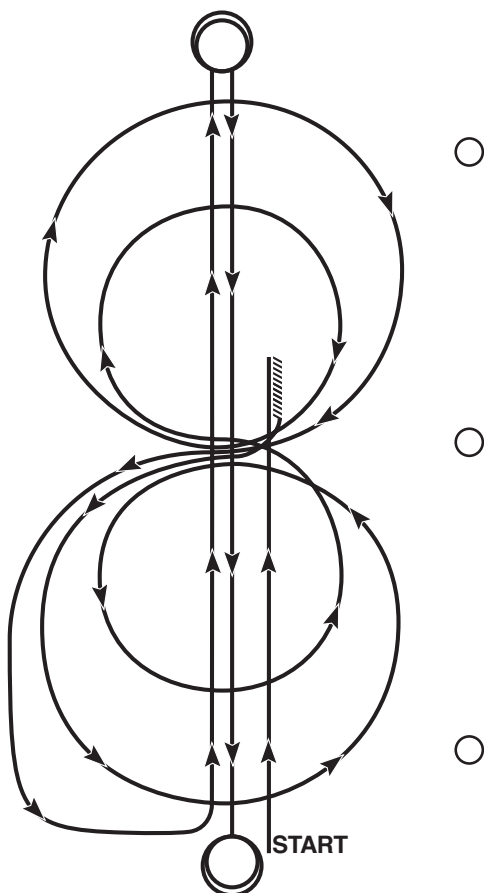


Trot to center of arena, stop. Start pattern facing towards judge.

1. Beginning on the right lead, complete 3 circles to the right, 2 large fast circles followed by 1 small slow circle. Change to the left lead.
2. Complete 3 circles to the left, 2 large fast circles followed by 1 small slow circle. Change to the right lead.
3. Continue loping around the end of arena without breaking gait.
4. Run up center of arena to far end past the end marker and come to a sliding stop.
5. Complete 2 1/2 spins to the right.
6. Run up center of arena past the end marker, come to a sliding stop.
7. Complete 2 1/2 spins to the left.
8. Run back to middle of the arena, past the center marker and come to a sliding stop.
9. Back 10 to 15 feet in a straight line.
10. Hesitate to complete pattern.

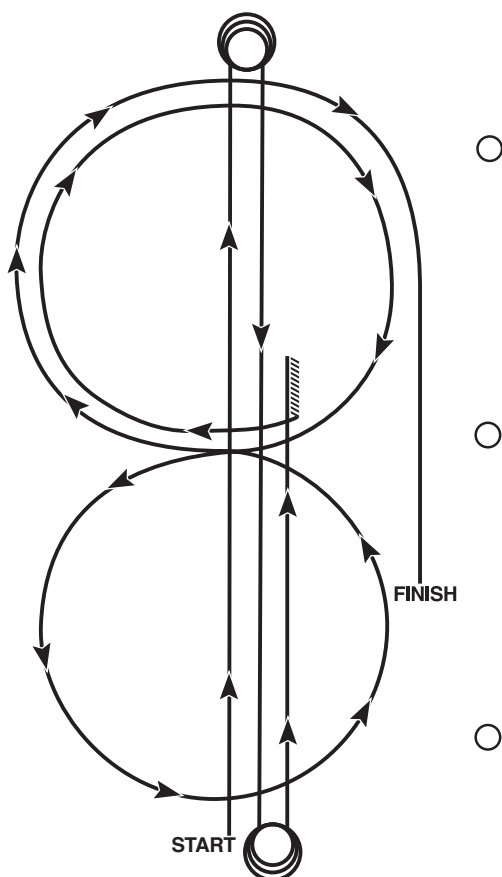


1. Start at end of arena.
2. Run up center of arena past the end marker and come to a sliding stop. Complete 2 ½ spins to the left.
3. Run to other end of arena past the end marker and stop. Complete 2 ½ spins to the right.
4. Run past the center marker and stop.
5. Back 10 to 15 feet in a straight line.
6. Complete ¼ turn to the left, hesitate. Beginning on the right lead, complete 2 circles to the right, the first one small and slow, and the second large and fast. Change leads to the left at the center of the arena.
7. Complete one small slow circle and one large fast circle. Change leads to the right.
8. Run around the end of arena to the other side, past center marker, at least 20 feet from fence and come to a sliding stop.
9. Hesitate to complete pattern.



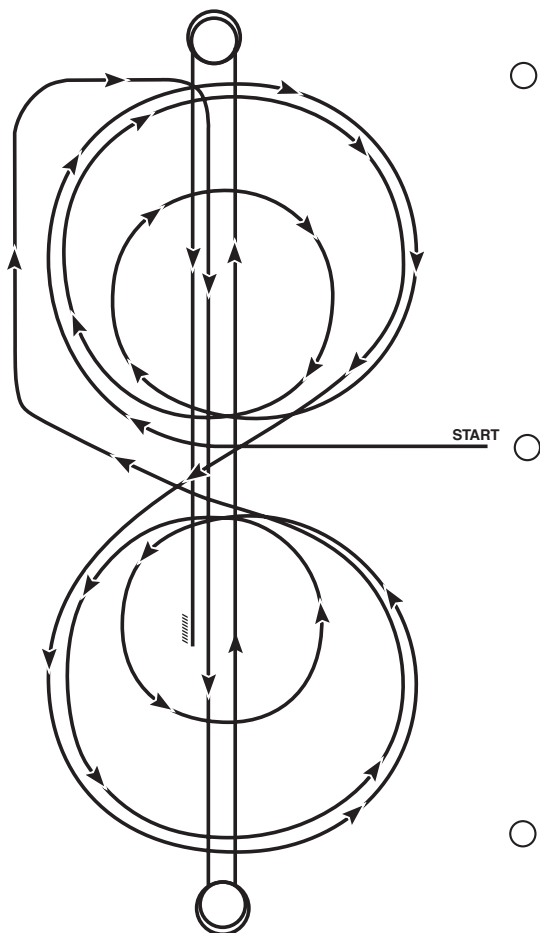
This pattern works best when the exhibitor and cattle enter from the same end of arena.

1. Start at end of arena. Run past center marker, stop, back at least 10 feet.
2. $\frac{1}{4}$ turn to left. Complete 2 circles to left. The first circle large and fast, the second circle small and slow. Change leads at the center of the arena.
3. Complete 2 circles to the right. The first circle small and slow, the second circle large and fast. Change leads at the center of the arena.
4. Continue around end of arena without breaking gait or changing leads, run down center of arena past end marker, execute a square sliding stop.
5. Complete $3\frac{1}{2}$ spins to the right.
6. Rundown center of arena past end marker, execute a square sliding stop.
7. Complete $3\frac{1}{2}$ spins to the left. Hesitate to complete pattern.



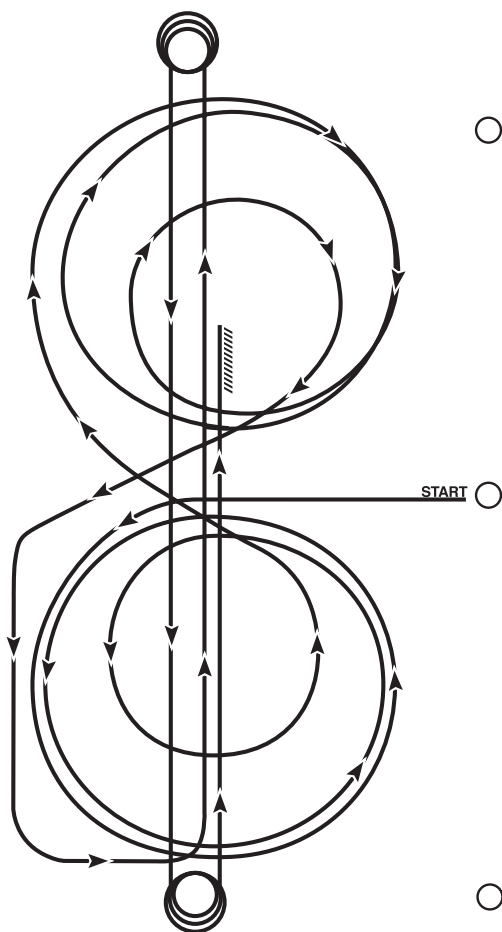
Start at the end of the arena.

1. Run down the middle of the arena, past the end marker and come to a sliding stop.
2. Complete $3\frac{1}{2}$ spins to the right.
3. Run to the other end of the arena, past the end marker and come to a sliding stop.
4. Complete $3\frac{1}{2}$ spins to the left. Hesitate.
5. Run back to the middle of the arena, past the center marker and stop. Back 10 to 15 feet. Hesitate. Complete $\frac{1}{4}$ turn to the left.
6. Beginning on the right lead, complete a circle to the right. Change leads in the middle to the left lead. Complete a circle to the left and change to the right lead.
7. Complete $\frac{3}{4}$ of a right circle, run past center marker. Stop. Hesitate to complete pattern.



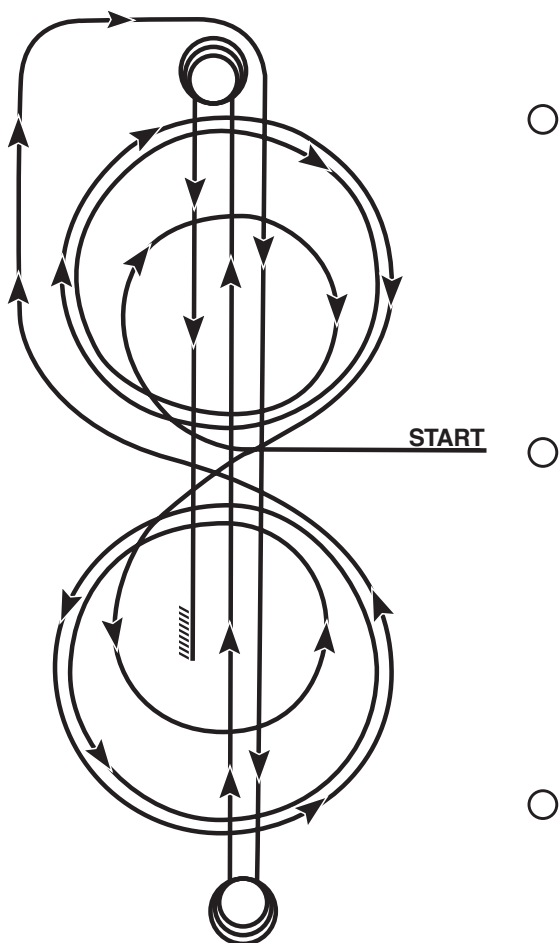
Trot to center of arena, stop. Start pattern facing towards judge.

1. Beginning on the right lead, complete 3 circles to the right, the first one large and fast, the second small and slow, and the third large and fast. Change leads at the center of the arena.
2. Complete 3 circles to the left, the first one large and fast, the second small and slow, and the third large and fast. Change leads to the right at the center of the arena.
3. Continue loping around end of arena without breaking gait or changing leads.
4. Run down center of arena, past end marker and come to a sliding stop. Hesitate.
5. Complete $2\frac{1}{2}$ spins to the right.
6. Run down center of arena past end marker come to sliding stop. Hesitate.
7. Complete $2\frac{1}{2}$ spins to the left.
8. Run past center marker come to sliding stop.
9. Back up at least 10 feet.
10. Hesitate to complete pattern.



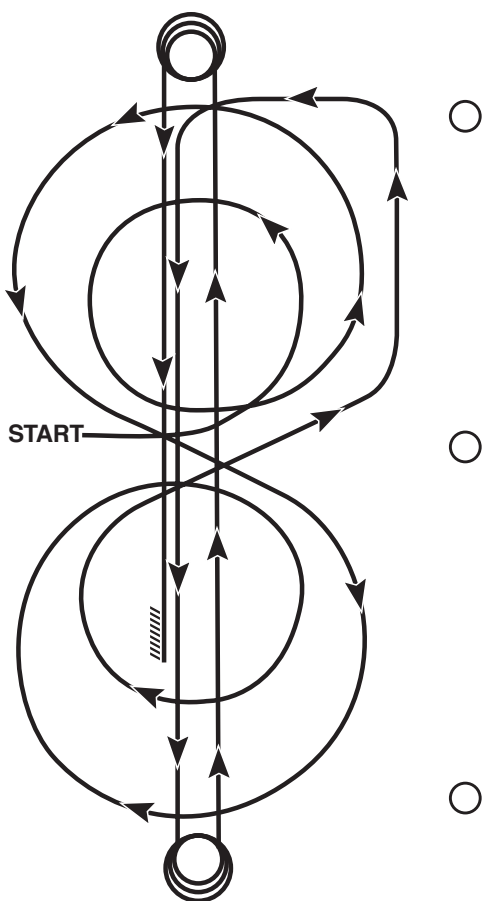
Trot to center of arena, stop. Start pattern facing towards judge.

1. Beginning on the left lead, complete 3 circles to the left, 2 large and fast, then 1 small and slow. Change leads at the center of the arena.
2. Complete 3 circles to the right, 2 large and fast, then 1 small slow. Change leads at the center of the arena.
3. Continue around end of arena without breaking gait or changing leads, run down center of arena past end marker come to square sliding stop.
4. Complete $3\frac{1}{2}$ spins to the left.
5. Run down center of arena past end marker come to square sliding stop.
6. Complete $3\frac{1}{2}$ spins to the right.
7. Run down center of arena past center marker come to square sliding stop.
8. Back up at least 10 feet.
9. Hesitate to complete pattern.



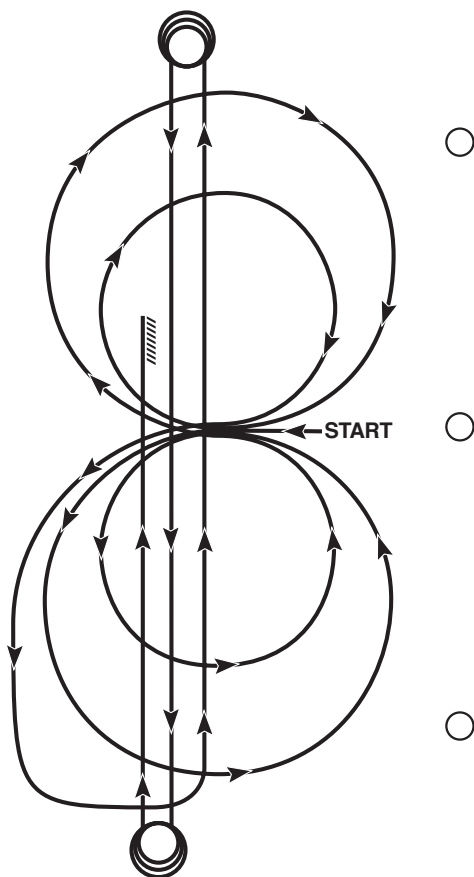
Trot to center of arena, stop. Start pattern facing towards judge.

1. Beginning on the right lead, complete 3 circles to the right; the first circle small and slow followed by 2 large fast circles. Change leads at the center of the arena.
2. Complete 3 circles to the left, the first circle small and slow followed by 2 large fast circles. Change leads at the center of the arena.
3. Continue around end of arena without breaking gait or changing leads, run down center of arena past end marker, and execute a square sliding stop.
4. Complete $3\frac{1}{2}$ spins to the left.
5. Run down center of arena past end marker, and execute a square sliding stop.
6. Complete $3\frac{1}{2}$ spins to the right.
7. Run down center of arena past center marker, and execute a square sliding stop.
8. Back up at least 10 feet.
9. Hesitate to complete pattern.



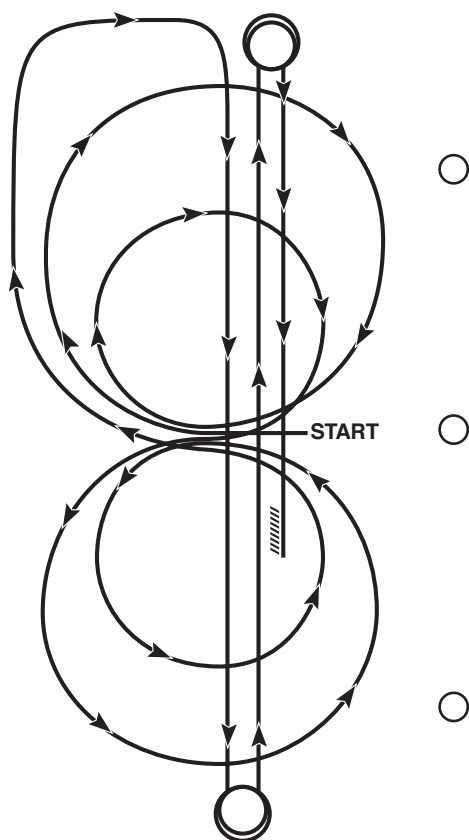
Trot to center of arena, stop. Start pattern facing away from judge.

1. Beginning on the left lead, complete 2 circles to the left. The first circle small and slow, the second circle large and fast. Change leads at the center of the arena.
2. Complete 2 circles to the right. The first circle large and fast, the second circle small and slow. Change leads at the center of the arena.
3. Continue around end of arena without breaking gait or changing leads, run down center of arena past end marker, and execute a square sliding stop.
4. Complete $3\frac{1}{2}$ spins to the left.
5. Run down center of arena past end marker, and execute a square sliding stop.
6. Complete $3\frac{1}{2}$ spins to the right.
7. Run down center of arena past center marker, and execute a square sliding stop.
8. Back up at least 10 feet.
9. Hesitate to complete pattern.



Trot to center of arena, stop. Start pattern facing towards judge.

1. Beginning on the left lead complete 2 circles to the left, the first circle large and fast, the second circle small and slow. Change leads at the center of the arena.
2. Complete 2 circles to the right, the first large and fast, the second circle small and slow.
3. Change leads at the center of the arena.
4. Continue around end of arena without breaking gait or changing leads, run down center of the arena past the end marker, execute a square sliding stop.
5. Complete $3\frac{1}{2}$ spins to the left.
6. Run down center of arena past end marker, execute a square sliding stop.
7. Complete $3\frac{1}{2}$ spins to the right.
8. Run down center of arena past center marker, execute a square sliding stop. Back at least 10 feet. Hesitate to complete pattern.



Trot to center of arena, stop. Start pattern facing towards judge.

1. Beginning on the right lead complete 2 circles to the right, the first circle large and fast, the second circle small and slow. Change leads at the center of the arena.
2. Complete 2 circles to the left, the first circle large and fast, the second circle small and slow. Change leads at the center of the arena.
3. Continue around end of arena without breaking gait or changing leads, run down center of the arena past the end marker, execute a square sliding stop.
4. Complete 2½ spins to the left.
5. Run down center of arena past end marker, execute a square sliding stop.
6. Complete 2½ spins to the right.
7. Run down center of arena past center marker, execute a square sliding stop. Back at least 10 feet. Hesitate to complete pattern.

SC-270. Western Attire and Tack, Roping, Speed Events, Team Penning and Ranch Sorting

- A. **WESTERN ATTIRE.** In all Western events, speed events and halter, it is mandatory to wear appropriate Western attire including shirt, blouse, jacket or vest with long sleeves and collar (band, tuxedo, stand-up, etc.), pants (Western type) ankle length or longer*, Western hat, and Western boots. The use of spurs, chaps, and hard hats are optional. *Exception: Religious reasons.
- B. **WESTERN TACK.** Western type equipment must be used. Horses shall be shown with a stock saddle; silver equipment will not count over a good working outfit. Bridle may be either a standard plain or silver headstall with a brow band, shaped ear or split ear. (See equipment and attire chart in back of rule book.)
1. **Bits.**
 - a. **Shanks.** Shanks may be fixed or loose.
 - b. **Mouthpieces.** In regards to mouthpieces, bars must be 5/16 inch (7.9mm) to 3/4 inch (1.9cm) in diameter, measured one inch from the cheek. Nothing, such as extensions or prongs, may protrude below the mouthpiece bar. The mouthpiece may be 2 or 3 pieces. If it is a three-piece, a connecting ring of 1 1/2 inches (3.81cm) or less in diameter or a connection flat bar of 5/16 inch (7.9mm) to 3/4 inch (1.9cm), measured top to bottom with maximum length of two inches. It must lie flat in horse's mouth.
 2. **Required Neck Rope (Tie-Down Roping Only).**

The rope must be run through a neck rope around the horse's neck, and may, at the discretion of the rider, be run through a "keeper".

 - a. **Optional Keeper** shall be defined as a small loop attached to the noseband, approximately 6 inches (15.24cm) in length and 1/4 inch (6.3mm) in diameter, consisting of rope. If a keeper is used, it must be attached to the noseband of the tiedown and cannot be attached to the bit or bridle.
 3. **Optional Equipment.**
 - a. Use of a hackamore, including mechanical hackamore with covered nosepiece or other type of western bridles and bits is the option of the contestant, provided it meets the specifications as listed in B.1. above. However, the judge may prohibit the use of bits or equipment he may consider too severe.
 - b. Tie-down made entirely of leather, nylon, rope or wrapped metal.
 - c. Running martingales.
 - d. Leg wraps and/or boots.
 - e. The carrying of a rope or reata, other than the roping events.
 - f. Spurs.
 - g. Chaps or chinks.
 4. **Prohibited Equipment:**
 - a. Jerklines.
 - b. Tack collars.
 - c. Bicycle chains and mule bits.
 - d. Any type of tie-down with bare metal in contact with the horse's head.

SC-275. Team Penning

- A. **WESTERN ATTIRE AND TACK.** See Rule SC-270. See equipment and attire chart in back of rule book.
- B. **DIVISIONS.** There will be three divisions only. Horse may be entered only once per division. All horses exhibited must meet the ownership

and registration requirements for the division in which they are entered.

1. **Open, All Ages.** In keeping with the rules of all other classes. Exhibitors may enter *five* horses, *with no maximum restriction on the number of Junior or Senior horses up to a total of five.*
2. **Amateur.** Exhibitors may enter two horses. All exhibitors in this division must possess current APHA Amateur cards.
3. **Youth.** Exhibitors may enter two horses.
- C. **POINTS.** Points will be awarded based on the number of teams entered. Each horse on the team will be awarded points based on the APHA point System. See Rule SC-060.
- D. **PROCEDURE.** Within a 90 second time limit, a team of three APHA Registered Horses must cut out from the herd and pen three head of cattle with the assigned, same, identity number or colored neck band.
 1. **Numbers.** Numbers must be 6 inches (15.24cm) wide. The numbers must be applied to both sides of the animal, high upon its side, with the top near the midline of the animal's back between the shoulder and the hip.
 2. **Drawing For Order.** The numbers or colors and working order will be drawn for by the judge and show management before the start of the contest.
 3. **Flagmen/Timers.** There shall be two flagmen, one at the line must be an APHA judge, and one at the pen placed in a position not to interfere with the penning of the cattle and at least two timers.
 4. **Starting and Foul Line.** The starting and foul line must be designated by a marker located on the arena fence easily viewed by the line judge and the exhibitors. Show management reserves the right to adjust the starting and foul line to facilitate the competition.
 5. **Warning.** A warning must be given to the team working the cattle 30 seconds prior to a final time being called.
 6. **No Show.** If for any reason a team does not show after the order of go has been drawn, their cattle number will be drawn in the order the team would have run and the drawn number or color band will not be used in that set of teams. This will avoid changing the order of go for the other contestants.
 7. **Fall of Horse/Rider.** Fall of horse and/or rider shall not eliminate the entry.
 8. The fastest time wins.
- E. **TIES.** In the event of a tie affecting the placings, each team will be allowed to pen one numbered or color banded animal. Fastest time breaks the tie.
- F. **TIME BEGINS.**
 1. All cattle will be bunched on the cattle side of the starting line before the time begins.
 2. The time flagman will raise the flag to signal when arena is ready.
 3. Contestants will be given their cattle penning number or color of neck band when the line flagman drops his flag as the nose of the first horse crosses the starting line. Riders are committed once they enter the arena.
- G. **CALLING FOR TIME.**
 1. To call for time, one rider must stand in the gate and raise a hand for the flag. Flag will drop when the nose of the first horse enters the gate and rider calls for time. All un-designated cattle must be on the cattle side of the starting line when the team calls for the time or the team will be automatically disqualified.
 2. A team may call for time with only one or two assigned cattle penned; however, teams penning three head of cattle place higher

than two, and two higher than one, regardless of time.

3. A team calling for time with any wrong numbered or colored neck banded cattle in a pen must be given no time.

H. MULTIPLE GO ROUNDS.

1. In a multiple go-round contest, in the event that teams pen their cattle in only one go-round, the fastest time wins, regardless of which go-round.
2. Also, in multiple go-round contests, teams that pen in each go-round will beat teams that fail to pen in a go-round, regardless of the number of cattle penned or time. EXAMPLE: Times in three go-rounds beat times in two go-rounds, times in two go-rounds beat time in one go-round, time in one go-round beats no time.

I. CATTLE.

1. A minimum of 15 head total and a maximum of 30 head for each go-round should be used.
2. As each new team begins a run, there must be 3 head of cattle per team in the arena.
3. There must always be the same number of cattle in each of the herds used in a go-round.
4. If cattle are to be re-used and additional fresh cattle are needed, the cattle must be mixed with fresh cattle and renumbered or color banded. Every attempt must be made to ensure each team work the same number of used and fresh cattle.
5. If more than four head of cattle cross the starting line at any one time, that team will be judged no time.

J. RERUNS.

1. In the event a warning of 30 seconds is not given prior to final time, a rerun may be given at the request of the team. If the team requests a rerun, the cattle will be settled and a rerun will be given immediately using the same number with a 60-second penalty.
2. In the event that more or less than three identical numbers or colored neck bands are discovered within a herd, the team with more or less than three identical numbers or colored neck bands must have a rerun at the end of the total go-round. See Times. L.1. below.
3. If it is discovered there are more or less than the proper number of animals within a herd, only those teams affected with too many or too few identical numbered or colored neck banded cattle must be given a rerun.
4. Cattle may be used more than once; however, in the event a team is unintentionally given a number or colored neck band that has already been used within the herd, a rerun must be given immediately, using the correct number or colored neck band within that same herd. Should the error be discovered after the herd has been removed from the arena, then the rerun will be given at the end of the total go-round using the same herd.
5. If an animal leaves the arena, either over or through the fence, the team can either be disqualified for unnecessary roughness, or given a rerun, depending on the judge's decision. If a rerun is given, it must be given at the end of the total go-round. If no fresh cattle are available for reruns, the cattle to be used will be determined by the show management and the judge.
6. If more than one rerun is given in any go-round, they will be taken in the order of occurrence.

K. TEAM RESPONSIBILITY TO CATTLE. Once committed to the cattle, the team is completely responsible for their animals. It is the team's

responsibility before working cattle to pull up and call for a judge's decision if, in their opinion, there is an injured or unusable animal in their numbered or colored cattle.

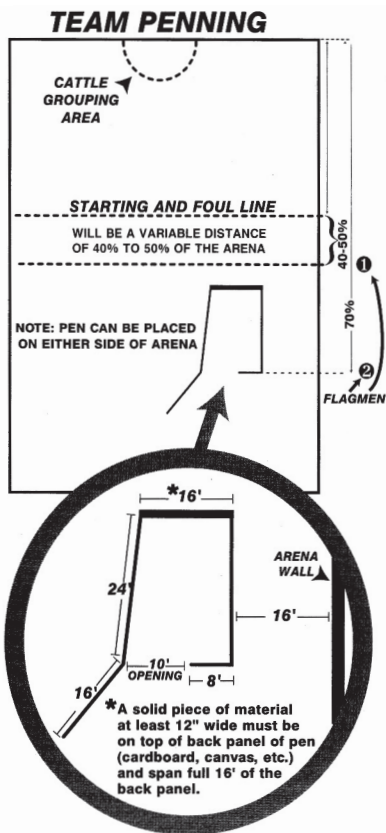
L. TIMES IN MISNUMBERED HERDS.

1. Times for all other teams not having more or less than three identical numbers or colored neck bands within a mis-numbered herd will remain the same.

M. DISQUALIFICATIONS.

1. Any delay in crossing starting line after line flagman drops his flag.
2. All un-designated cattle must be on the cattle side of the starting line when the team calls for the time. (Automatic disqualification.)
3. Contact with cattle by hands, hats, ropes, bats, romal or any other equipment.
4. A team exhibiting any unnecessary roughness. No hazing or popping romal or reins on chaps will be allowed.
5. Any attempt by a dismounted rider to work cattle.
6. If an animal leaves the arena, either over or through the fence, the team can either be disqualified for unnecessary roughness or given a rerun, judge's decision.
7. A team will be disqualified by the judge for any action he feels to be unnecessary roughness to the cattle or horses, or un-sportsmanlike conduct.

N. COURSE DESIGN FOR TEAM PENNING.



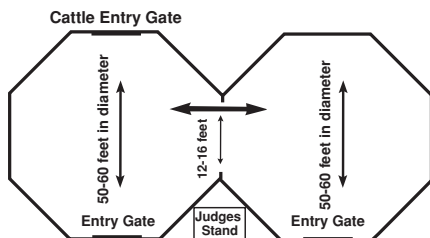
SC-276. Ranch Sorting

- A. Western Attire and Tack. See Rule SC-270. See equipment and attire chart in back of rule book.
- B. OBJECTIVE: Ranch Sorting is a timed event consisting of two riders with the objective of sorting ten head of cattle from one pen into another in a designated sequence. The team that sorts all ten head in the correct order with the fastest time will be declared the winner. A Ranch Sorting run begins with ten numbered cattle, 0-9, and two unnumbered cattle for a total of 12 head behind a foul line in an arena with two people mounted on the other side of the foul line.
- C. SORTING PENS: Ranch Sorting will take place between two pens of approximately equal size with show management's option of working cattle back and forth or only one way. Two ranch sorting arenas may be placed side by side with teams alternating odd and even numbers.
- D. SETTLING EACH HERD. If cattle are to be worked back and forth, they need to be moved to the opposite pen and back before each new herd entering the arena is worked.
- E. READABLE NUMBERS: All cattle must have approved back numbers; neck numbers are not acceptable.
- F. RECOMMENDED PEN SIZES: Recommended sorting area to be 50-60' in diameter with no 90 degree corners, i.e. 60' round pen or octagonal "stop sign" design.
- G. GATE OPENING SIZE: The start/foul line will be recommended as a 16' opening, but no smaller than 12' opening between the two pens.
- H. JUDGE: There will be a minimum of one judge for sorting, to be positioned evenly with the foul line.
- I. TIME: There will be either a 90, 75, or 60 second time limit for each class, at the option of show management, which must be displayed on an electronic display clock. Time will continue until all cattle are sorted or the time limit is reached. A lap timer is to be used in sorting classes to eliminate ties only. As clarification, the lap timer will be utilized ONLY in the case of a situation where a tie (or ties) occurs, e.g., in a situation where a team sorts 8 head and has a time of 75 seconds with a lap time of 64.32, while another team sorts 10 head in 68.32 seconds, clearly the 10 head team will be in the lead. The lap timer will then be used only to break ties of all the 8 head runs in that go. Also, for breaking ties with multiple go rounds, the lap time will be the determining factor and eliminate the ties by setting the order of combined times for placing purposes.
- J. BUNCHING CATTLE: All cattle will be bunched on the cattle side of the gate within the designated area before the time begins. Judges will designate the need to bunch cattle.
- K. STARTING THE RUN: The judge will raise the flag to signal when the arena is ready. The flag will drop when the nose of the first horse crosses the start/foul line and the announcer will provide the number to be sorted first. The riders will be given their number instantly. Any delay in crossing the foul line may result in a "no-time" for the team.
- L. ORDER OF SORTING: The cows are sorted in order; if any part of a numbered cow crosses the start/foul line prior to its correct order, then the team receives a no time. If any part of a sorted cow re-crosses the start/foul line the team will be disqualified. If any part of any unnumbered cow crosses the foul line before the tenth cow is cleanly sorted, it will result in a no-time.
- M. RANDOM START NUMBER: The order of sorting is determined by the picking of a random number by the Announcer/Timer and then that cow

must be sorted first; for instance if 5 is drawn as the first number, then the 6 cow must be sorted, 7, 8, 9, 0, 1 and so on.

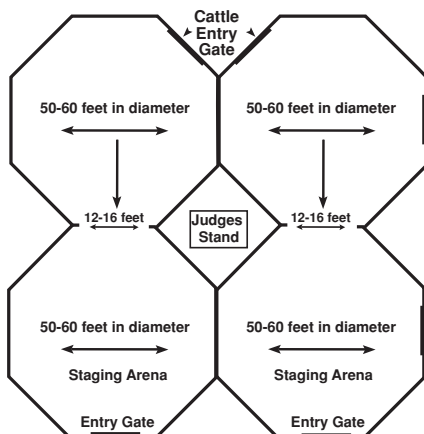
- N. COW CONSIDERED SORTED: A cow is considered sorted when the entire cow is completely across the start/foul line.
- O. COW LEAVING THE ARENA: If a good cow jumps any fence and either leaves the arena, or ends up in the opposite pen, but did not pass through the gate, it will result in a re-ride for that team at the end of the herd, (assuming it was not caused by roughing), and time cannot be improved.
- P. DIVISIONS. There will be three divisions only. Horse may be entered only once per division. All horses exhibited must meet the ownership and registration requirements for the division in which they are entered.
 - 1. Open, All Ages. In keeping with the rules of all other classes, exhibitors may enter **five** horses, **with no maximum restriction on the number of Junior or Senior horses up to a total of five.**
 - 2. Amateur. Exhibitors may enter two horses. All exhibitors in this division must possess current APHA Amateur cards.
 - 3. Youth. Exhibitors may enter two horses.
- Q. POINTS. Points will be awarded based on the number of teams entered. Each horse on the team will be awarded points based on the APHA point System. See Rule SC-060.
- R. MINIMUM/MAXIMUM NUMBER OF GO-ROUNDS: In a multiple go-round contest, the minimum number of goes shall be two with a first go and a finals. The maximum number of goes shall be 100% to the first go, either 30% or 50% back to the second go, and a finals. Show management must advertise the number of go-rounds in advance.
- S. MUST SORT CLEAN TO ADVANCE: Teams must sort cleanly to advance to the next go-round.
- T. SIZE AND ORDER OF FINAL GO-ROUND: If 99 teams or less entered, the finals shall have a maximum of up to 10 teams; if 100 teams or more, up to 20 teams will advance to the finals. For all finals, the running order will be determined by draw, either by mechanical draw or by hand draw.
- U. CALCULATING PLACING BY CLEAN SORTS: Teams sorting in three go-rounds place higher than teams that fail to sort in a go-round, regardless of the number of cattle sorted or time. Teams sorting in two go-rounds place higher than teams that fail to sort in a go-round, regardless of the number of cattle sorted or time accrued.
- V. AMPLE HERDS: Show management must have enough cattle that no herd is re-sorted during the first go.
- W. RE-RIDE SITUATIONS: Should a herd be mis-numbered or have too many non-numbered cattle, the team may receive a re-ride.

SINGLE SORTING ARENA CONFIGURATION



Riders enter at gate in arena with no cattle.
Cattle sorted to opposite arena will be sorted back by next team.

DOUBLE SORTING ARENA CONFIGURATION



Riders enter at gate in arena with no cattle.
Teams are divided and arenas designated as even and odd. As odd team sorts, even team stages in empty arena until odd team completes sort and vice versa. Cattle sorted to opposite arena are returned by team that sorted. Next team should only enter when cattle have been returned and settled by previous team.

SC-280. Tie-Down Roping

A. **WESTERN ATTIRE AND TACK.** See Rule SC-270 and equipment and attire chart in back of rule book.

B. GENERAL RULES.

1. Scoring will be done on the basis of 0-100 with 70 denoting an average performance. Each maneuver will be scored from a plus three to a minus three, in $\frac{1}{2}$ point increments.
2. **Performance.** Only the performance of the horse is to be judged. Time is not a factor to be considered.
3. **Barrier.** Horse must start from behind barrier. The horse will be judged on manners entering the box, behind the barrier, scoring speed to calf, rating calf, the stop, working the rope and his manners while roper is returning to horse after tie has been made.
4. **Exhibitor Fouled.** If, in the opinion of the line judge, the exhibitor is fouled by any moving part of the chute, barrier, etc., ropers shall get their calf back providing exhibitor declares himself by pulling up immediately.
5. **Rerun.** At the judge's discretion, a rerun may be given if the animal being roped leaves the arena or in the event of a malfunction of the chute or barrier.
6. **Loops.** A maximum of one minute or two loops, whichever comes first, will be allowed. If both loops are missed, contestant will retire with no score.
7. **If More Than One Loop is Thrown.** If more than one (1) loop is thrown, the rider must recoil the rope and build the additional loop. Once the exhibitor has dismounted with both feet on the ground, the exhibitor cannot remount to throw the second loop. To encourage safety, use of a second rope will not be allowed.
8. **Catch.** Any catch that holds is legal but rope must remain on calf until tie is completed and roper has remounted. Calf must stay tied with legs crossed until roper remounts and rides forward to put slack in the rope. Once the rider has ridden forward one step and loosened the rope, the run is complete.
9. **Touch or Dismount.** In tie-down roping classes, only roper may touch the calf while the horse is being judged. Roper may dismount from either side and leg or flank the calf.
10. **If Calf is Jerked Down.** If calf is jerked down by horse it must be allowed to regain its feet, and roper must throw the calf by hand, cross any three feet and tie with not less than the complete wrap and a half-hitch.
 - a. If calf is jerked down so that the calf is upside down with all four legs in the air at the same time, this will be cause for disqualification.

C. TIE-DOWN ROPING SUGGESTED SCORING GUIDELINES.

1. The tie-down roping horse will be judged on four different maneuvers:
 - a. Box and barrier.
 - b. Running and rating.
 - c. Stop.
 - d. Working the rope.
2. The following deductions will result:
 - a. One (1) Point.
 1. Dragging the calf while being tied, deduct one point for each three feet moved up to 12 feet.
 - b. Two (2) Point.

1. Freeze-up in the box (refusing to move).
2. Jumping the barrier.
3. Setting up or scotching.
4. Rubbing the rope.
5. Failure to continue backing while roper is flanking the calf.
6. Slack in the rope.
- c. Three (3) Point.
 1. A two loop run.
- d. Five (5) Point.
 1. Refusing to enter the box.
 2. Rearing in the box.
 3. Breaking the barrier.
 4. Running into the calf.
 5. Dragging the calf, after the calf is tied, from six to 12 feet (special consideration should be given for excessive movement of the calf after the calf is tied).
 6. Horse walking up the rope (rope on the ground).
 7. Blatant disobedience including kicking, biting, bucking, rearing and striking.
- e. Disqualified (0) – Score.
 1. Failure of calf to stay tied until roper has remounted and ridden forward to loosen rope.
 2. Excessive schooling at any time in the arena.
 3. Whipping or hitting the horse with the rope.
 4. Initiating the run with the rope on the opposite side of the horse's neck than exhibitors roping hand.
 5. Dragging the calf, while being tied or after the calf is tied, more than 12 feet.
 6. Any attempt by the contestant to position a horse behind the barrier enabling the contestant to rope the animal without attempting to leave the box.
- f. The following shall be faults scored according to severity:
 1. Jerking the reins.
 2. Slapping.
 3. Jerking the rope or any unnecessary action to enhance the performance of the horse or talking or any noise-making.
 4. Turning around in the box.
 5. Turning head severely.
 6. Squatting in the corner.
 7. Stopping crooked.
 8. Rearing up in stop.
 9. Ducking off.
 10. Looking off while working the rope.
 11. Shying away while roper is remounting.

SC-285. Team Roping/Steer Stopping

- A. **WESTERN ATTIRE AND TACK.** See SC-270 and equipment and attire chart in back of rule book.
- B. **TWO DIVISIONS OF STEER ROPING.** Two different divisions of steer roping are acceptable as approved events. Show may have either or both.
 1. Team Roping.
 2. Steer Stopping.
- C. **GENERAL RULES.**
 1. **May Show Both Heading or Heeling.** A horse shall be allowed to show in Heading or Heeling, or both.

2. **Declare in Which Event Competing.** It must be declared before the horse enters the arena, however, in which event the horse is competing during the run.
3. **Scored Individually.** The heading horse and the heeling horse are to be entered and scored individually, not as a team.
4. **Horse Not Being Judged.** A heading or heeling horse assisting the horse being judged need not be a regular registered APHA horse.
5. **Manners.** The manners of the horse being judged will be judged at all times.
6. **Run Complete.** The run is complete when both ropes are tight and horses are in a facing position. Time is not a factor; however, the run must be complete within a one-minute time limit.
7. **The Rider Not Being Judged.**
 - a. **Loops.** A maximum of two loops may be thrown by the rider not being judged.
 - b. **Legal Catch.** Any catch by the heeler not being judged must be a legal catch defined as a catch which holds from behind the steer's shoulders and back, around the flank, or on one or both heels, but not by the tail only.
8. **Horn Wraps.** All team roping and steer stopping cattle shall be protected by horn wraps.

D. JUDGING HEADING HORSE.

1. Only the heading horse shall be started and judged behind a barrier, on the rate of speed, ability of horse to rate, check, set and turn the steer into position for heeler and turn and face the steer until rope is tight.
2. When heading horse is being judged, the roper may throw only two loops. If roper misses with both loops, they are to retire from the arena with no score.
3. **Catch.**
 - a. **Legal** catches in heading are both horns, half head and around the neck.
 - b. **Illegal** catches are any figure eight catch or front leg in the catch.
4. The rider must dally on the horse being judged.
5. The horse/rider not being judged may tie, dally or pull tight.

E. JUDGING HEELING HORSE.

1. The heeling horse shall be judged in the box on ease of manner in which he turns and prepares for heeler's position to throw loop, set and stop steer while holding rope tight in preparation for header's facing.
2. When heeling horse is being judged, a headloop must be placed on the steer's head or horns before the animal leaves the chute.
3. When heeling horse is being judged, the roper may throw only two loops. If roper misses with both loops, they are to retire from the arena with no score.
4. A legal catch is defined as a catch which holds from behind the steer's shoulders and back, around the flank, or on one or both heels, but not by the tail only.
5. The rider must dally on the horse being judged.
6. The horse/rider not being judged may tie, dally or pull tight.

F. STEER STOPPING.

1. Horse to be judged on manners behind the barrier and at all times. The horse shall be judged on the rate of speed to steer, ability of horse to rate, check, stop straight and to stop and turn the steer to face horse.
2. There is a time limit of one minute or two loops, whichever comes first. If roper fails to catch, he will retire from the arena with no score.

G. SCORING. Team Roping and Steer Stopping Horses shall be scored on

the basis of 0 to 100 with 70 denoting an average performance. Each maneuver will be scored from a plus three to a minus three, in ½ point increments.

H. HEADING SUGGESTED SCORING GUIDELINES.

1. The Heading Horse will be judged on four different maneuvers:
 - a. Box and Barrier.
 - b. Running and Rating.
 - c. Setting and Handling.
 - d. Facing.
2. The following deductions will result:
 - a. Two (2) Point.
 1. Ducking off.
 2. Setting up or scotching.
 3. Failure to face completely.
 4. Freeze up while facing.
 5. Jumping the barrier.
 6. Freeze up in the box (refusing to move).
 - b. Three (3) Point.
 1. A three or more loop run.
 - c. Five (5) Point.
 1. Running into the steer.
 2. Refusing to pull.
 3. Blatant disobedience including kicking, biting, bucking, rearing and striking.
 4. Refusing to enter the box.
 5. Rearing up in box.
 6. Broken barrier.
 - d. Disqualified (0) – Score.
 1. Excessive schooling at any time in the arena.
 2. Whipping or hitting the horse with the rope.
 3. If both the header and heeler fail to catch within one minute from the time the steer leaves the chute.
 4. Loss of rope by either the header or the heeler.
 5. Failure of the roper on the horse being judged to catch within one minute. If more than one loop is thrown, rider must recoil rope and build an additional loop.
 6. Failure to maintain a dally through the completion of the run. The rope must be wrapped around the saddle horn at least one complete turn before it is considered a dally.
 7. Refusal to face.
 - e. The following shall be faults scored according to severity.
 1. Jerking the reins.
 2. Slapping.
 3. Jerking the rope or any unnecessary action to enhance the performance of the horse or talking or any noise-making.
 4. Turning around in the box.
 5. Turning head severely.
 6. Squatting in the corner.
 7. Incorrect position.
 8. Failure to rate.
 9. Failure to run to steer.
 10. Horse being outrun by the steer.

I. HEELING SUGGESTED SCORING GUIDELINES.

1. The Heeling Horse will be judged on four different maneuvers:
 - a. Box.

- b. Running and Rating.
- c. Position.
- d. Stopping.
- 2. The following deductions will result:
 - a. Three (3) Point.
 - 1. A three loop run (includes headloop).
 - b. Five (5) Point.
 - 1. Assuming position on the wrong side of the steer.
 - 2. Running into the steer.
 - 3. Failure to stop on the hindquarters and hold position through the completion of the run.
 - 4. Blatant disobedience including kicking, biting, bucking, rearing and striking.
 - 5. Refusing to enter the box.
 - 6. Rearing up in box.
 - c. Disqualified (0) – Score.
 - 1. Excessive schooling at any time in the arena.
 - 2. Whipping or hitting the horse with the rope.
 - 3. If both the header and heeler fail to catch within one minute from the time the steer leaves the chute.
 - 4. Loss of rope by either the header or the heeler.
 - 5. Failure of the roper on the horse being judged to catch with no more than two loops. If more than one loop is thrown, rider must recoil rope and build an additional loop.
 - 6. Failure to maintain a dally through the completion of the run. The rope must be wrapped around the saddle horn at least one complete turn before it is considered a dally.
 - d. The following shall be faults scored according to severity:
 - 1. Jerking the reins.
 - 2. Slapping.
 - 3. Jerking the rope or any unnecessary action to enhance the performance of the horse or talking or any noise-making.
 - 4. Turning around in the box.
 - 5. Turning head severely.
 - 6. Squatting in the corner.
 - 7. Incorrect position.
 - 8. Failure to be in correct lead before horse moves into position on the steer.

SC-286. Cutting

APHA strongly recommends APHA cutting classes be held whenever possible.

- A. National Cutting Horse Association or Canadian Cutting Horse Association rules will be used for conducting and judging cutting. All riders in the arena shall comply with rules of dress, equipment and conduct and be limited to bona fide contestants or their helpers per NCHA rules.
- B. Rules for the National Cutting Horse Association are available from the National Cutting Horse Association, 260 Bailey Avenue, Fort Worth, Texas 76116.
- C. Rules for the Canadian Cutting Horse Association are available from the Canadian Cutting Horse Association, 14141 Fox Drive, Edmonton, Alberta, Canada T6H 4P3.
- D. If both NCHA- and APHA-approved cuttings are held at one show, points will be awarded only in the APHA-approved cutting classes.
- E. For dual-approved NCHA and APHA-approved Special Events, see Rule SC-096.

SC-290. Barrel Racing

- A. **WESTERN ATTIRE AND TACK.** See Rule SC-270 and equipment and attire chart in back of rule book.

Exception. A safety helmet is permitted.

- B. **SETTING THE PATTERN FOR THE APHA BARREL RACING COURSE.**

1. **Pattern Purpose.** The cloverleaf pattern is designed to test the speed and maneuverability of the horse.
2. **Measure Course.** The course must be measured exactly. If the course is too large for the available space, then the pattern should be reduced 5 yards (4.57m) at a time until the pattern fits the arena.
3. **Ample Room.** Remember to set your course so that a horse may have ample room to turn and stop.
4. **Space Between Barrels.** Remember to leave adequate space between barrels and any obstacle. The distance from barrel number 3 to finish line need not be reduced by 5 yards (4.57m) at a time if there is sufficient room for the horse to stop.

- C. **INSTRUCTIONS FOR RUNNING THE COURSE.**

1. **Signal from Starter.** At a signal from the starter or timer, such as the "go", the contestant will go to the barrel number 1 turning to the right of this barrel, complete a 360 degree turn, then on to barrel number 2, this time turning to the left with another 360 degree turn. At barrel number 3 the same passage to the left and 360 degree turn is accomplished.
2. **Sprint to Finish.** As soon as the turn is completed around barrel 3, the contestant sprints the horse to the finish line where the electric timer or timers stop their watches as soon as the horse's nose reaches the finish line.
3. **May Run to Left.** The barrel course may also be run to the left. For example: the contestant will start to barrel number 2, turning to left around this barrel, then to barrel number 1, turning to the right, then barrel number 3, turning again to the right, followed by the final sprint to the finish line.

- D. **TIME.**

1. **Timed Event.** The barrel race contest is strictly a timed event.
2. **Running Start.** The contestant is allowed a running start. Timing shall begin as soon as the horse's nose reaches the starting line and will be stopped when the horse's nose passes over the finish line.
3. **Time Announced.** The score, time, of each entry will be announced immediately following the horse's run.
4. **Penalty.** A five second penalty will be assessed:
 - a. For each barrel knocked over;
 - b. If the hat or helmet is not on the exhibitor's person for the entire time the exhibitor is in the arena barrel racing.
5. **Time Calculation.** A clearly visible starting line shall be provided. An electric timer may be used. If an electric timer is used there must be two backup stop watches. The average time of the watches must be recorded on each run in case the electric timer becomes inoperable during the contest. If the electric timer fails during a particular run, a rerun can be given at the completion of the class, at the time the failure occurs or the exhibitor can take the average of the two stop watches. The decision will be addressed at the time of the malfunction and not at the end of the class. The choice of taking a rerun or the average of the two stop watches will be that of the exhibitor. If the electric timer becomes inoperable during the contest and other

contestants are remaining, then all official times will be from the average of the hand held times for the entire class.

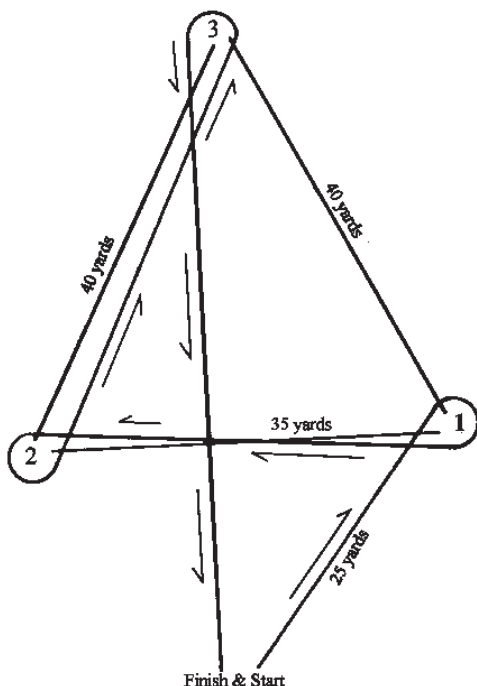
E. DISQUALIFICATION.

1. Any deviation from the pattern.
2. Failure to follow the course, includes negotiating obstacles in any other than specified order, the wrong direction, stopping, circling, backing or reversing direction of movement to correct improper passing of an obstacle.
3. The judge, at his/her discretion, may disqualify a contestant for excessive use of a bat, crop, whip or rope in front of the cinch.
4. The use of rubber bands or any other means of fastening the rider to the stirrups or saddle.
5. Receiving assistance into the arena as determined by breaking the plane of the gate.

F. TIES.

1. In event of a tie, the horse declared the winner in the runoff must run the pattern within two seconds of its original time or the runoff must be held again.
2. The tie may be broken in compliance with Rule SC-185.N.

G. BARREL RACING PATTERN



SC-295. Pole Bending

- A. WESTERN ATTIRE AND TACK.** See Rule SC-270 and equipment and attire chart in back of rule book. Exception. Safety Helmet is optional.
- B. RUNNING THE PATTERN.**
1. Each contestant will begin from a running start.
 2. A clearly visible starting line should be provided.
 3. The pole bending pattern is to be run around six poles. Each pole is

to be twenty-one (21) feet (6.40m) apart and the first pole is to be twenty- one (21) feet (6.40m) from the starting line.

4. A horse may start either to the right or to the left of the first pole and then run the remainder of the pattern accordingly. See pattern.

C. TIMED EVENT.

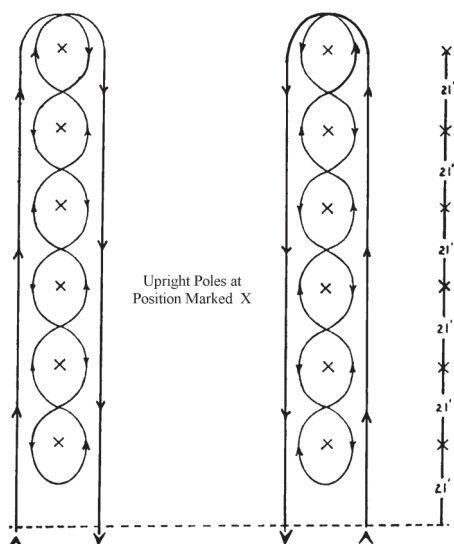
1. Pole Bending is a timed event. An electric timer may be used. If an electric timer is used there must be two backup stop watches. The average time of the watches must be recorded on each run in case the electric timer becomes inoperable during the contest. If the electric timer fails during a particular run, a rerun can be given at the completion of the class, at the time the failure occurs or the exhibitor can take the average of the two stop watches. The decision will be addressed at the time of the malfunction and not at the end of the class. The choice of taking a rerun or the average of the two stop watches will be that of the exhibitor. If the electric timer becomes inoperable during the contest and other contestants are remaining, then all official times will be from the average of the hand held times for the entire class.
2. A five second penalty will be allotted for each pole knocked over.
3. Penalty. A five-second penalty will be assessed if the hat or helmet is not on the exhibitor's person for the entire time the exhibitor is in the arena in pole bending.
4. The time of each entry will be announced immediately following the horse's run.

D. DISQUALIFICATION.

1. Any deviation from the pattern.
2. Failure to follow the course, includes negotiating obstacles in any other than specified order, the wrong direction, stopping, circling, backing or reversing direction of movement to correct improper passing of an obstacle.
3. The judge, at his/her discretion, may disqualify a contestant for excessive use of a bat, crop, whip or rope in front of the cinch.
4. The use of rubber bands or any other means of fastening the rider to the stirrups or saddle.
5. Receiving assistance into the arena as determined by breaking the plane of the gate.

- E. TIES.** In the event of a tie, the horse declared the winner in the runoff must run the pattern within two seconds of its original time or the runoff must be held again. The tie may be broken in compliance with Rule SC-185.N.

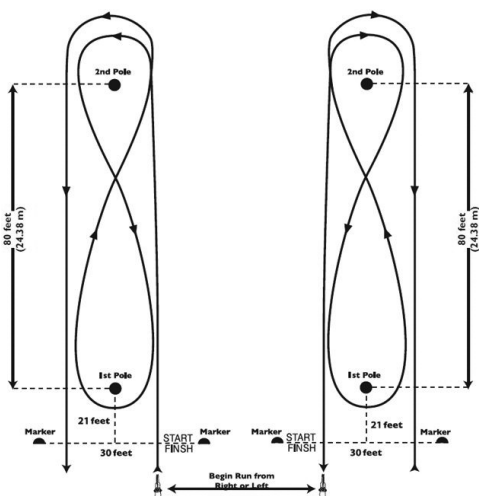
F POLE BENDING PATTERN.



SC-296. Stake Race

- A. **WESTERN ATTIRE.** See Rule SC-270.A. Exception: Safety helmet is optional.
- B. **WESTERN TACK.** See Rule SC-270.B.
- C. **TIMED EVENT.** This is a timed event. For time calculation see Rule SC-290.D.5.
 1. **Penalty.** A five second penalty will be assessed if the hat or helmet is not on the exhibitor's person for the entire time the exhibitor is in the arena in stakes race.
- D. The start/finish line is 30 feet (9.15 m) wide and marked by two upright markers (cones or pylons) short enough to not interfere with the timer if one is used. Short pylons or cones are recommended.
- E. There are two stakes in this event. The stakes shall be 80 feet (24.38 m) apart. The first stake shall be 21 feet (6.4 m) from the start/finish line and the second stake shall be 101 feet (30.78 m) from the start/finish line if arena size permits. The pattern may be shortened depending upon arena size; however the two stakes must always be placed 80 feet (24.38 m) apart, regardless of the distance between the first stake and the start/finish line.
- F. Exhibitor shall cross the start/finish line and run down the right side or left side of the poles to the second pole making either a right- or left-hand turn. Exhibitor shall not cross between the two poles before making the first turn. Exhibitor shall then run to the first pole and make a turn in the opposite direction. Exhibitors must then run back to the second pole and repeat first turn then run straight back down either the left or right side of the poles (opposite side than when first crossing start line and running to second pole) and cross the start/finish line.
- G. A no-time is given if either of the upright poles or either of the two upright markers are knocked down.
- H. **DISQUALIFICATION.**
 1. Any deviation from the pattern.

2. Failure to follow the course, includes negotiating obstacles in any other than specified order, the wrong direction, stopping, circling, backing or reversing direction of movement to correct improper passing of an obstacle.
 3. The judge, at his/her discretion, may disqualify a contestant for excessive use of a bat, crop, whip or rope in front of the cinch.
 4. The use of rubber bands or any other means of fastening the rider to the stirrups or saddle.
 5. Receiving assistance into the arena as determined by breaking the plane of the gate.
- I. **NO TIME.** If the figure eight (8) is not completed, or if the upright pole is knocked down, there is NO TIME.
- J. **STAKE RACE PATTERN.**



SC-300. Cow Pony Race

- A. **WESTERN ATTIRE AND TACK.** See Rule SC-270. also see equipment and attire chart in back of rule book.

Exceptions.

1. Shank bits with curb must be used.
2. Stock saddle must have horn.
3. Only two reins can be used.
4. Horses with racing plates shall not be allowed.
5. The interpretation of questionable equipment shall be left to the discretion of the official judge.

Optional.

1. Leg wraps and/or boots optional at rider's discretion.
 2. Safety helmets or hard hat.
- B. **PURPOSE.** This contest is a race to simulate the common practice of cowboys who often settle arguments of who owned the fastest cow horse by holding impromptu races on the range.
- C. **COMPETING INDIVIDUAL MINIMUM AGE.** Minimum age limit for individuals competing in the cow pony race shall be (16) years of age.
- D. **PROCEDURE.**
1. A walking start must be used and the starter's word shall be official.
 2. The official judge of the show must select one or more assistants to help judge the race. The judges must be positioned at opposite sides of the finish line.

3. The distance of the race will be up to the discretion of the show committee. However, the distance of the race(s) must be listed on the show program.
 4. Preliminary heats should be run where track conditions do not permit all horses to run at one time. The track size should allow at least six (6) feet (1.82m) per horse in each race.
- E. **DISQUALIFICATIONS.** The judge or any appointed assistant may disqualify any horse which he feels has interfered with another horse or rider.
- F. **TIES.** All ties must be run off.
- G. **POINTS.**
1. Points shall be awarded under the APHA point system. Times will not be recorded by APHA. If more than one heat is required, points will not be awarded in each heat, but in the finals only.
 2. Points will be awarded on the basis of total number of competing entries in the race.
- H. **DRUGS.** Drug rule shall be the same as in other classes and events.
- I. **IF HELD AT AN APPROVED NON-PARI-MUTUAL TRACK.** If cow pony races are written for APHA approval at an approved non-pari-mutual track during an approved race meet or approved day of racing, the cow pony races will be the last Paint Horse races on the program.

SC-301. Working Ranch Horse Competition

- A. **GENERAL RULES.** This special event is designed to promote and enhance the pleasure of riding a versatile working American Paint ranch horse. The intent of this competition is to show the overall ability of the horse to perform skills necessary to those of the all-around ranch horse.
- B. These competitions are time consuming and must be given adequate time and space to maximize the full extent of each entry's abilities. When possible, it is encouraged that this competition be held outside and in an open space which simulates ranch terrain. The use of natural obstacles is also encouraged. Note: The scores should be totaled after each run and the score should be announced on the public address system, if possible. Score sheets shall be posted after each class to allow riders to evaluate their performance.
- C. **POINTS.** APHA Points will be awarded based on the final placing of all eligible horses. To be eligible for points for the Working Ranch Horse Competition, one rider/one horse must enter all four classes. Credits will be applied per class according to the placing received based on the number of horses competing in that particular class. Horses competing and placing in the top seven will be awarded one credit for each horse or contestant placing below them, plus one additional credit, not to exceed seven credits for first place. Credits received in each class will be totaled. After totaling credits, the horse receiving the highest number of credits will be placed first in the Working Ranch Horse Competition. The horse receiving the second highest credits will be placed second in the Working Ranch Horse Competition and so on. APHA points will be awarded in the Working Ranch Horse Competition according to the existing point schedule (Refer to Rule SC-060).
1. Ties in the final placing for the Working Ranch Horse Competition will be broken by the highest placing horse in the Working Stock Horse Class. All exhibitors should be placed in the Working Stock Horse Class in order to break ties.

D. AWARDS AND RECOGNITION:

1. Current APHA point system will apply.
2. Working ranch horse points will be awarded based on the number of horses meeting all requirements outlined.
3. Horses earning Working Ranch Horse Competition points are eligible for all APHA titles and awards including Register of Merit, Superior Event, APHA Champion, Supreme Champion, Superior All-Around, Performance Versatility, Honor Roll, Open Top 20 and Zone Top Five.

E. CLASSES.

1. Following is a list of the four required classes. Stock Horse of Texas/American Stock Horse Association rules will be used for conducting and judging the Working Ranch Horse Competition. All riders in the competition shall comply with and follow rules of attire, equipment, class procedures, patterns, judging, and conduct for the class.
 - a. Stock Horse Pleasure
 - b. Stock Horse Versatility
 - c. Working Stock Horse
 - d. Stock Horse Reining

Exception: Stock horse reining patterns may be used or reining patterns 1-10 listed under rule SC-260 and Working Cow Horse patterns 1-12 listed in rule SC-265 may be also be utilized for the Stock Horse Reining class.
2. Rules for the Stock Horse of Texas/American Stock Horse Association are available from the Stock Horse of Texas/American Stock Horse Association, PO Box 3038, Glen Rose, Texas 76043 or www.stock-horsetexas.org.

SC-305. Cowboy Mounted Shooting

- A. GENERAL RULES. This APHA-approved special event is a fast-action, timed event over specific courses with a high degree of speed and agility from the horse and skilled shooting from the rider.
- B. Competitions will be held at existing events hosted by the Cowboy Mounted Shooting Association (CMSA) and must be approved by the CMSA before application is forwarded for approval by the APHA as a special event.
- C. Classes may be offered in all divisions (Open, Amateur, Novice Amateur, Youth and Novice Youth) and in both the Regular Registry and Solid Paint-Bred divisions.
- D. All APHA Youth and Amateur program rules regarding eligibility and ownership apply.
- E. AWARDS AND RECOGNITION:
1. Current APHA point system will apply.
 2. Horses earning Cowboy Mounted Shooting points are eligible for APHA Register of Merit, Superior Event, APHA Champion, Performance Versatility, and Honor Roll awards only. Points in this class will not count towards any other awards including Breeders' Trust payouts.
- F. See Cowboy Mounted Shooting Association for specific rules governing each class. Rules are available from Cowboy Mounted Shooting Association, PO Box 1529, Columbia, TN 38402 or www.cowboymountedshooting.com.

SC-310. Dressage

- A. GENERAL RULES. This APHA approved special event will be offered and approved at United States Equestrian Federation (USEF) and United States Dressage Federation (USDF) licensed competitions.
- B. All APHA Youth and Amateur program rules regarding eligibility and ownership apply.
- C. Classes recognized include Highest Test in Training Level, 1st Level, 2nd Level, 3rd Level, 4th Level, FEI Prix St. George, FEI Intermediate I and II, and FEI Grand Prix.
1. Classes may be offered in all divisions (Open, Amateur, Novice Amateur, Youth and Novice Youth) and in both the Regular Registry and Solid Paint-Bred divisions and/or other divisions as so specified by USEF/USDF.
- D. Points will be awarded in each division. All points earned will be eligible for existing awards, to include Register of Merit, Superior, Honor Roll and Breeders' Trust.
1. The percentage score will be converted to a point value.
- E. Level of Participation
1. Once a horse has earned 20 points in the Training Level &/or the First Level and 10 points in each of the second, third and fourth levels, it will no longer be eligible to participate in a level and accumulate points in subsequent years but may be able to continue to compete in a level until the end of the year.
- F. Points Conversion Chart.

	% Scores			
	55-60%	61-65%	66-69%	70+%
Training Level	1	2	3	4
Level 1	1	2	3	4
Level 2	1	2	3	4
Level 3	2	3	4	5
Level 4	3	4	5	6
FEI	4	5	6	6

SC-325. Solid Paint-Bred/Breeding Stock Rules

- A. SOLID PAINT-BRED/BREEDING STOCK PROGRAM.
1. Effective January 1, 1980, horses registered in the solid Paint-Bred/Breeding Stock and Identification Registries are eligible to compete in solid Paint-Bred/Breeding Stock classes only. See Rule RA-000.D., Exception: Effective January 1, 1987, solid Paint-Bred/Breeding Stock sire and dams may be entered in the following group halter classes; Produce of Dam and Get of Sire, provided the requirements of Rule SC-180.A. are met.
 2. For any situation not covered by the solid Paint-Bred/breeding stock program rules and regulations, the rules and regulations of the APHA Show & Contest Open Division shall apply.
- B. APHA TITLES AND AWARDS.
1. Fraudulent Advertising. The registration certificate of any horse may be revoked permanently by the Association if the owner thereof fraudulently advertises, claims or holds forth that this certain horse is entitled to any title awarded by the APHA prior to the title being officially awarded by the APHA, or uses a title other than the official title of the award as specified by APHA rules.
 2. "Solid Paint-Bred/Breeding Stock" must Precede Promotion of Titles/Awards. All promotion of titles and awards won must be preceded with the words "Solid Paint-Bred/Breeding Stock". Example: Solid Paint-Bred/Breeding Stock Superior Western Pleasure. The ab-

sence of such word may subject the owner to disciplinary action as covered under rule GR-070.

3. Certificate to Record Owner. A proper notation shall be made in the records of the APHA and a proper certificate shall be prepared and sent to the record owner of said horse.

C. APHA SOLID PAINT-BRED/BREEDING STOCK REGISTER OF MERIT.

1. Horses are advanced to the solid Paint-Bred/Breeding Stock Register of Merit when said horse has earned at least ten (10) points in the scale of points for contests in any one event as shown in SC-325.K.
2. A horse may receive this title for each separate event in which ten (10) points are earned.

D. APHA SOLID PAINT-BRED/BREEDING STOCK SUPERIOR EVENT HORSE.

1. Horses are awarded the title of "Solid Paint-Bred/Breeding Stock Superior Event Horse" when said horse has earned fifty (50) or more points in the scale of points of contests in one APHA approved event as shown in Rule SC-325.K.
2. A horse may receive this title for each separate event in which (50) points are earned.

E. APHA SOLID PAINT-BRED/BREEDING STOCK HONOR ROLL.

1. Solid Paint-Bred/Breeding Stock Honor Roll, see Rule SC-040.A.-F. for method of tabulation. Solid Paint-Bred/Breeding Stock Exception Rule SC-040.F.
2. Minimum eight (8) points to qualify.

F. APHA SOLID PAINT-BRED/BREEDING STOCK CHAMPION.

1. The title of "APHA Solid Paint-Bred/Breeding Stock Champion" may be awarded to any individual stallion, mare or gelding registered according to Rule SC-165.C. after it has won a total of 40 or more points in competition in official shows or contests approved by the APHA, provided:
 - a. The points have been won in five (5) or more shows or contests and under five (5) or more judges.
 - b. That at least sixteen (16) points have been won in halter classes and of these sixteen (16), a minimum of ten (10) points must have been won in either A or B class shows. See Rule SC-055. and SC-060.A.
 - c. That at least sixteen (16) of these points have been won in performance classes or contests and with a minimum of five (5) points each having been earned in at least two categories of performance events as set forth in Rule SC-325.K., excluding Category VIII. These five (5) points must be earned in at least two (2) categories and cannot be earned in a combination of categories.
2. This award is retroactive.

G. APHA SOLID PAINT-BRED/BREEDING STOCK TOP TEN AWARD. Halter and Performance. Year-end recognition will be given to the ten open solid Paint-Bred/breeding stock horses who earn the most points in open solid Paint-Bred/breeding stock halter and performance classes.

1. Maximum Number of Shows Counted. Total points will be compiled on horses from January 1 through December 31. A maximum of 20 APHA approved shows may be used from which their total points will be tabulated. Each show may consist of the main judge and ancillary judges (JU-000.H.6.) A main judge may only be counted from two (2) shows. One alternate show will be used in case of a tie.

2. Minimum Points to Qualify. In order to be eligible for this award, a minimum of eight (8) points must be earned.
 3. Awards. An appropriate award will be mailed to the recorded owner of the first through tenth place horse.
- H. APHA SOLID PAINT-BRED/BREEDING STOCK ZONE TOP FIVE AWARD.**
1. This award would recognize the top five horses in each of the zones. This award is based on total cumulative points earned within the respective zone the horse is owned. Exhibitors do not have to live in the zone. (See Article X. for states, provinces, and countries listed in the respective zone.) As long as horse/owner remain in the same zone, points will accumulate on horse (horse may be transferred to someone within the same zone).
 2. Tie Breaker System:
 - a. Horse with greater number of performance points.
 - b. Most points earned in fewest shows.
 3. Awards. An appropriate award will be mailed to the recorded owner of the first through fifth place horse.
 4. Minimum eight points to qualify. To qualify for any of the Zone titles or awards, the horse must have earned at least eight points in that zone during the year.
- I. CLASSIFICATION OF SHOWS.**
1. Entries in solid Paint-Bred/Breeding Stock classes will count toward classification of a show under Rule SC-055.
- J. POINTS.**
1. Horses exhibited in solid Paint-Bred/Breeding Stock classes will earn points as described in Rule SC-060.
 2. Points shall be earned only by qualifying horses 1-year-old or older.
 3. Horses of point earning ages may be combined with horses of non-point earning age in solid Paint-Bred/Breeding Stock classes. Only horses one year of age and older will count in the number of horses per class for point tabulation but will count towards number of entries in the show.
- K. RECOGNIZED CLASSES.** The following are recognized classes for solid Paint-Bred/Breeding Stock and Identification Status horses. Rule SC-165.C.
1. **Halter.**
 - a. Mares.
 1. Weanlings.
 2. Yearlings.
 3. Two-Year-Olds.
 4. Three-Year-Olds.
 5. Four-Year-Olds and Older.
 6. Broodmares.
 7. Grand and Reserve Champion Mare. See Rule SC-175.K.1.g.
 8. Or, halter mares may be combined as follows:
 - a. 2 and Under.
 - b. 3 and Over.
 - b. Stallions.
 1. Weanlings.
 2. Yearlings.
 3. Two-Year-Olds.
 4. Three-Year-Olds.
 5. Four-Year-Olds and Older.
 6. Grand and Reserve Champion Stallion. See Rule SC-175.K.2.f.

7. Or, halter stallions may be combined as follows:
 - a. 2 and Under.
 - b. 3 and Over.
- c. Geldings.
 1. Weanlings.
 2. Yearlings.
 3. Two-Year-Olds.
 4. Three-Year-Olds.
 5. Four-Year-Olds and Older.
 6. Grand and Reserve Champion Gelding. See Rule SC-175.K.3.f.
 7. Or, halter geldings may be combined as follows:
 - a. 2 and Under.
 - b. 3 and Over.
- d. Selecting Grand and Reserve in solid Paint-Bred halter divisions is optional; however, if Grand and Reserve is selected in one sex division, it must be selected in all sex divisions at that show.
2. **Performance.** The following performance categories are approved for solid Paint-Bred/breeding stock horses. For exceptions see RA-000.D.
 - a. Category I (no classes available in this category)
 - b. Category II
 - Barrel Racing
 - Pole Bending
 - Cow Pony Race
 - Stake Race
 - Team Penning
 - Ranch Sorting
 - c. Category III
 - Reining
 - Western Riding
 - Trail
 - Utility Driving
 - d. Category IV
 - Working Hunter
 - Hunter Hack
 - Jumping
 - e. Category V
 - Cutting
 - Tie-Down Roping
 - Team Roping Heading
 - Team Roping Heeling
 - Steer Stopping
 - Working Cow Horse
 - f. Category VI
 - Hunter Under Saddle
 - Pleasure Driving
 - Western Pleasure
 - g. Category VII
 - Racing
 - h. Category VIII
 - Yearling Longe Line
 - (this category eligible for ROM only)
 - Yearling In-Hand Trail
 - (this category eligible for ROM only)
 - i. Category IX
 - Working Ranch Horse Competition
 - j. Category X
 - Cowboy Mounted Shooting
 - k. Category XI
 - Dressage

FOR RULES TO ANY OF THE ABOVE APPROVED SOLID PAINT-BRED/BREEDING STOCK EVENTS, REFER TO THE CORRESPONDING OPEN EVENT IN THE SHOW & CONTEST SECTION OF THIS RULE BOOK.

Judges

JU-000. Judge Rules and Regulations

The following Rules and Regulations shall become effective January 1 of the current year, and thereupon all Rules and Regulations and parts thereof heretofore in force are hereby repealed.

A. JUDGE APPROVAL REQUIREMENTS.

1. Membership. The following rule in regard to judges is mandatory. A judge must be a current member in good standing of the APHA. Such membership is required in order to appear in the *Paint Horse Journal* and is considered delinquent after January 1. Six months after that date, a judge's name will be removed from the list and reapplying would be necessary for possible reinstatement.
2. Qualifications. The qualifications sought among others are: equine expertise, personal character and interest in the Paint Horse breed. An individual's conduct as a member, exhibitor and judge and his ability must be exemplary, and is subject to continual committee review.
3. Designation A Privilege. Designation as an approved APHA judge is a privilege only, not a right. Subject to Executive Committee review, this privilege may be bestowed by the Judges Committee of the APHA. Subject only to Executive Committee review, the Committee may give the designation or revoke the same in accordance with the procedures set up by this Committee.
4. Agree To Abide By Executive Committee Decision. Any member or individual approved as an APHA judge agrees to abide by the decision of the Executive Committee, as the final determination of all rights to such status.
5. Approved Status And Review. A judge's approved status will remain valid and in effect, unless revoked, for a period of three (3) years. At the end of that period, the judge's approved status is subject to automatic review and disposition by the Judges Committee subject to Executive Committee approval. At that time, a judge's status may:
 - a. Be renewed as is for another three (3) year interval, or
 - b. Be provisional; renewed for a shorter period with or without restriction or,
 - c. Not be renewed.
6. Attend Judges Seminar. All APHA judges are required to attend an APHA approved judges seminar once every three years.

B. SELECTION OF JUDGES. Judges must be selected from the current approved list of the American Paint Horse Association effective January 1 of the current year.

1. Request For Judges List. Upon request, the office of the Executive Director of the APHA will furnish a list of qualified and approved judges to organizations or persons sponsoring shows or contests.

C. SPECIALTY JUDGES.

1. APHA will approve specialty judges in the following classes:
 - a. Working Cow Horse (NRCHA)
 - b. Reining (NRHA)
 - c. Team Penning, Ranch Sorting (USTPA)
 - d. Jumping, Equitation Over Fences, Working Hunter, Hunter Hack (USEF)
 - e. Cutting (NCHA)
 - f. Barrel Racing (NBHA)
 - g. Stock Horse of Texas/American Stock Horse Association (SHOT/ASHA)
 - h. Cowboy Mounted Shooting Association (CMSA)

- j. Dressage (USEF and USDF)
- k. **Halter (WCHA)**
- 2. For approval to judge these classes the following is required:
 - a. The judge is required to be a member of APHA
 - b. The judge is required to hold judging accreditations from the organizations for the classes in which he/she judges.
 - c. Show management must submit the name of the judge at least 60 days in advance of the show in order to be approved.
- D. **SHOW REQUIREMENTS AND RESTRICTIONS FOR JUDGES.**
 - 1. Mileage Requirement Between Shows. No person may judge two (2) shows within two hundred (200) miles (321.869km) of each other within thirty (30) days.
 - 2. Number Of Shows.
 - a. Restricted Number. No person may judge more than two (2) approved shows, excluding Special APHA Paint Events, county fair shows, and district fair shows, or single classes in one (1) state of the United States, one province of Canada or one (1) country other than the U.S. and Canada during one (1) calendar year. Exception: European-only judges may judge up to three (3) approved shows in one(1) country during one (1) calendar year.
 - b. Required Number. An approved APHA judge must judge at least one APHA horse show each year in order to maintain their APHA judges status excluding Special APHA Paint Events.
 - 3. Judging Consecutive Shows. No judge shall officiate two (2) consecutive times at the same show or set of shows or contest.
 - 4. Judges Involved In Show Management. Any APHA approved judge involved in the management of a show cannot officiate as a judge at that show.
- E. **JUDGING COMMITMENT.** After acceptance of a judging commitment, a judge shall endeavor, with all reasonable effort, to fulfill the commitment.
 - 1. Inability to fulfill the commitment. A judge shall timely communicate to show managers any inability to fulfill commitment, so as to allow the show manager maximum time in which to seek a suitable replacement. Additionally, the judge shall immediately file with the Association ***an explanation (written or electronically)*** of such inability to meet his commitment, specifying the date and manner in which he communicated to the show and with whom he communicated.
 - 2. Arriving At Prescribed Time. A judge, upon arrival in a city in which he is to officiate should contact an official of the show or contest and advise him of his presence and location. A judge not showing up at the prescribed time without reasonable explanation may be suspended from judging for one year.
 - 3. Judge Unable To Complete Judging Assignment At Show. Any judge who is unable to complete his judging assignment at the show after arriving on the show grounds shall submit a statement to the APHA. The show management shall select a suitable replacement and notify the APHA in writing.
- F. **APPROPRIATE ATTIRE.** Western attire, including shirt, blouse, vest or jacket with long sleeves and collar, pants and Western hats and boots, is mandatory apparel for an individual to wear while judging an approved show or event. Exception: Where show circumstances are best served by alternative attire.
- G **CONDUCT.** A person who is an approved APHA judge shall, at all

times, whether serving as a judge, spectator, or exhibitor, remember that he/she is a representative of the APHA and should project and conduct himself/herself in a professional manner, and be a model of good sportsmanship. (See JU-000.A.2.)

1. **Attendance At Show Prior To Commitment.** A judge shall not attend a show, or exhibitor's party, or any other activity in the general location that is connected with a show on the day previous to the show at which he is officiating. Exception: Multi-breed shows, stock shows or fairs.
2. **Arrival On Grounds.** A judge shall not appear on the show or contest grounds prior to thirty (30) minutes before judging.
3. **Fraternization/Perception.** A judge shall not visit in the horse barns, nor with owners, exhibitors, or other judges, nor inspect or discuss any horse entered in the show or contest before judging, nor shall he review the judging program until after the judging has been completed.
4. **Prohibited Use.** APHA judges are prohibited from using tobacco and/or alcohol products, cellular phones, beepers, or electronic communication devices for personal use in the arena during an approved show.
5. **Conflict of Interest.** Association judges are to be sensitive to any conflict of interest between the Association's objectives and their own personal business or pecuniary interests.
 - a. **Actions Of Immediate Family Members.** Neither the judge nor members of his immediate family shall exhibit or act as agents, representatives in any capacity or handlers of a horse in any approved single-judge or multi-judge show, (or back-to-back show or contest preceding or following the show) at which he is officiating. (For immediate family, see Rule SC-160.N.)
 - b. **Horses In Conflict.** No horse may be shown to a judge if that judge or members of his immediate family have owned, trained, or acted as agent, conditioned or exhibited the horse, in any class except as secondary handler in Grand or Reserve, within the previous six months.
 - c. **Horses Owned Or Exhibited.** A judge shall not judge a horse which is owned or exhibited by anyone from whom he or members of his immediate family have paid or received a salary, commission, or any type of remuneration or consideration, directly or indirectly, within six months of the date of the show in question. EXCEPTION: Breeding fees, mare care, vet expenses, shipping fees, or any other fees related to breeding.
 - d. **Multi-Judged Shows.** In a multi-judged show, if a judge is confronted with an entry that poses a conflict of interest, the judge shall not judge that entry but that entry will be counted toward the total number of horses in the class. The judge will mark his card and the number of entries and will make a notation on his card that the entry is a conflict. A judge and/or person (s) involved may be suspended for infraction of this rule.
6. **Horses Owned By The Judge.** No horses owned by the judge or members of his immediate family shall exhibit in any approved single-judge or multi-judge show, (or back to back show or contest preceding or following the show) at which he is officiating (for immediate family, see Rule SC-160.N.)

H. **AUTHORITY AND RESPONSIBILITIES OF APHA JUDGES.** A judge has the authority to place a horse in whatever position in a class he thinks the merit of the horse justifies when compared to the standards for halter classes or movement and gaits for performance classes. His/her decision shall be final in all cases in the placement of the horse.

es in the class. Once a class has been judged it shall not be rejudged, and once the judge has marked his final record there shall be no changing of places. If clerical corrections, initiated by show official(s) (typically announcer, but could also be show secretary or manager) are made to a judge's card, they must be approved and initialed by the judge. Clerical errors must be corrected within a reasonable period of time but no longer than one hour after the last class of the day.

1. The judge must list all contestant numbers through seven (7) entries, including disqualifications.
 2. Entry Tally. Each judge shall be responsible for independently tallying the correct number of entries actually exhibited in each class he/she judges and marking the correct totals on a form provided by the APHA. It is the judge's responsibility to complete, sign and return this form to the APHA within ten (10) days from the show date.
 3. Eligibility Of Entries. No judge shall determine the eligibility for registration of an entry in the ring and shall at all times refrain from making comments regarding such.
 4. Bad Conduct Of Exhibitor. A judge may order any person or horse from the competition for bad conduct of one or both.
 5. "Sifting" Or Elimination Committee. A Judge of any show or contest may also be on any "sifting" or elimination committee necessary.
 6. Judging Of Classes. Only one judge may be used for halter and performance classes. Ancillary judges may be used to judge individual work classes, and will be aligned with the main judge, to be considered as one complete show. If more than one judge is to be used, the classes to be judged by ancillary judges shall be publicized prior to the show.
 7. Patterns. Judges are responsible for the correctness of all patterns used in approved classes.
 8. It is recommended that judges' score sheets and placings of all horses be posted.
- I. JUDGING INSTRUCTIONS AS TO COLOR AND IDEAL STANDARD.**
1. Individual Examination In Halter. The judge shall make an individual examination for conformation defects, soundness and way of travel of each horse at the walk and jog-trot as it is led directly to and away from the judge and additionally the jog from a direct side angle. The judge may ask for any further individual examination he feels is needed. Any deviation from correct leg conformation and way of going shall be penalized. The horse must move straight and true. This is essential regardless of whether the competition indicated that it is necessary or not. The walk should be a natural flat-footed four beat gait. The walk must be alert, with a stride of reasonable length for the size of the horse. The jog-trot should be a smooth ground covering two-beat diagonal gait. The jog-trot should be square, balanced with straight forward movement of the feet.
 2. Attire/Equipment.
 - a. Disqualify. A judge shall disqualify an entry for attire and/or equipment prohibited or missing equipment required by APHA rules.
 - b. Drop Bridles. The judge will be required to drop the bridles of all horses in at least one class per show. For safety reasons, exhibitors must dismount when dropping bridles.
 - c. Severe Equipment. The judge may prohibit the use of bits and equipment he may consider too severe.
 - d. Bits. A bit cannot be physically or mechanically changed to in-

crease the severity of its use and may be eliminated at the discretion of the judge.

- e. Blood. In all divisions, a horse found to have blood present anywhere on its body can be disqualified at the discretion of the judge.

3. Color. In all halter and performance classes, color or color patterns are not factors to be considered.

4. Ideal Standard. The ideal standard in evaluating horses in halter classes should include, but not limited to, soundness and correctness of conformation, particularly feet and legs, with emphasis on correct manner of travel. The horse should be fourteen (14) hands or taller, or if a stallion, should have two testicles descended; that the horse should not be gaited (rack or pace); that the biting surfaces of the upper and lower incisors should touch; and that horse should not exhibit any other physical unsoundness. If any of the above undesirable conformation traits are exhibited, or incorrectness in manner of travel, the horse shall be penalized. Obvious lameness is cause for disqualification. Obvious lameness is:

- a. Consistently observable at a trot under all circumstances.
- b. Marked nodding, hitching or shortened stride.
- c. Minimal weight-bearing in motion and/or at rest, and inability to move.

J. **COMPLAINTS AGAINST JUDGES.** To make a formal complaint against an APHA-approved judge, such complaints must be in writing, signed by the complainant, contain alleged rule violations, date and location within sixty (60) days of the show or contest. If a grievance is filed, the procedures outlined in the disciplinary procedures would be followed (See Rules GR-070.A-K.)

K. **REMOVAL OF A JUDGE.** Removal of an individual from the Association's list of approved judges for any reason, including, but not limited to, suspension from membership, denial of Association privileges or failure to comply with Association rules, shall be absolute, with no provision for automatic reinstatement.

- 1. Suspension. Any person suspended by the APHA for cause, excepting by the automatic suspension clause for failure to pay dues and accounts, will be automatically removed from the list of approved judges and must reapply for approval in the usual manner.
- 2. Regaining Eligibility. Upon regaining eligibility for approved judging status, the individual may apply for reinstatement after the expiration of one (1) year from the date of his qualification under the current procedures for admission of new applicant.

L. **FAILURE TO COMPLY WITH RULE JU-000.D.2.b. & REINSTATEMENT.** If a judge is removed from the APHA approved Judge's List for failure to comply with Rule JU-000.D.2.b. The judge may apply for reinstatement in the following manner:

- 1. Reinstatement Fee. Payment of a non-refundable reinstatement fee. See fee schedule in front of Rule Book.
- 2. Written Statement. Stating in writing the reason or reasons the judge failed to comply with Rule JU-000.D.2.b.
- 3. References. Submitting references from show managers of three events which the applicant has judged within two (2) years of the date the reinstatement application is submitted.
- 4. Reinstatement Approval. Reinstatement is subject to Executive Committee approval, the Judge's Committee shall be responsible for determining whether or not a reinstatement application is approved.

Amateur and Novice Amateur Programs

AM-000. Amateur Program Rules and Regulations

The following Rules and Regulations shall become effective January 1 of the current year, and thereupon all Rules and Regulations and parts thereof heretofore in force are hereby repealed.

AM-005. Interpretation of Rules

A. **APHA SHOULD APPLY.** For any situation not specifically covered by the Amateur program, the American Paint Horse Association (APHA) rules and regulations shall apply.

AM-010. Eligibility

A. **QUALIFICATION.** To qualify as an Amateur exhibitor with the APHA, an individual must meet the following requirements.

1. **Age.** An individual is considered an Amateur exhibitor when he/she is no longer eligible to show in the Youth program. For Amateur eligibility purposes, the age of an individual as of January 1 will be maintained throughout the calendar year.
2. **Remuneration Restrictions.**
 - a. For a period of 60 months (five years) prior to the date an application for Amateur status is received in the APHA office, an applicant may not have shown, ridden, judged, trained or assisted in training a horse for remuneration, either directly or indirectly; not received remuneration for instructing another person in riding, driving or training a horse; nor received remuneration for instructing another person in showing a horse in competition; nor solicited for any of the above.
 - b. **An individual** may not have shown, ridden, trained or assisted in training of a horse for which the **individual's spouse**, at the time, accepted any form of remuneration, either directly or indirectly, for training, assisting in training, or showing of said horse in competition for a period of 60 months (5 years) prior to the date an application for Amateur status is received in the APHA office.
 - c. **Entry Fees/Premium Money.** An individual who has had the entry fees paid or has received premium money would still be eligible for the Amateur status, however, when the Amateur exhibits a horse owned by anyone other than himself/herself or those listed in AM-020.A., the payment of expenses - per diem, lodging, transportation or mileage - shall be considered remuneration. Payment of entry fees by someone other than the immediate family shall not be considered remuneration unless entry fees were paid for service rendered. See Rule SC-160.G.3.
 - d. **Amateur Status.** Amateur status may be maintained only by continual refusal of remuneration.
 - e. Within the five calendar years previous to application for amateur membership, an individual cannot hold a membership accreditation in the following organizations: Professional Rodeo Cowboys Association, Women's Professional Rodeo Association, International Professional Rodeo Association, Professional Women's Barrel Racing and the Women's Professional Rodeo Association for the same events or classes the individual competes, or desires to compete, in APHA amateur competition. For example, a person who competes in a PRCA roping event may not compete in amateur tie-down roping, dally team roping (heading, heeling, steer stopping) but may show in any other amateur

classes. A permit holder is not considered as one who has membership accreditation in a professional organization and may compete in any APHA Amateur classes.

3. **Judges Ineligible.** Any approved horse show judge is ineligible.

AM-015. Amateur Card Application or Renewal

- A. **AMATEUR EXHIBITOR CARD.** Every exhibitor competing in an Amateur class must possess a current Amateur exhibitor card issued by the APHA, as well as a current APHA membership (see SC-160.A.). Show management must inspect the current card, legible photocopy of the current card, or a temporary card at each show. Application/renewal for an Amateur card shall be made on a form provided by APHA, available from them at no charge, and returned with applicable fees as provided below. A temporary Amateur card (**\$40**) may be applied for through the show secretary at an APHA-approved show. A current APHA membership at the time of application is mandatory. See Rules GR-020.H., SC-160.A. and YP-005.A.4.
1. **Amateur Review Board.** All applications for Amateur exhibitor cards and all requests for renewal thereof shall be presented annually to the Amateur Review Board. Amateur exhibitor card holders will be reviewed annually at the time application for renewal is made.
 2. **Falsifying an Amateur Application.** Falsifying an Amateur application will result in disciplinary action. Notice requirements and procedures for any such hearings shall be the same as those applicable under disciplinary hearing. See Rule GR-070. Upon notice and hearing, the Executive Committee may revoke the Amateur status of any person who violates any by-law, rule or regulation of the APHA. The decisions of the Executive Committee shall be final. Upon revocation of Amateur card for cause, re-application cannot be made by that individual for sixty (60) months from date of letter of final notification of Amateur status being revoked.
 3. **Annual Fee.** There shall be an annual fee for said card. Cards are valid through December 31 of the current year. Fee non-refundable. See fee schedule in front of Rule Book.
 4. **Rush Fee.** Any Amateur cards requested in less than three (3) weeks from the date they are received in the APHA office will be considered rush work and a fee, in addition to the regular fee, must accompany the application. Rush fee is non-refundable in the case an application is denied. See fee schedule in front of Rule Book.
 5. **Fax/Email Fee.** There shall be a fee for the use of the telecopier fax and/or email to send Amateur applications and Amateur cards. See fee schedule in front of Rule Book.
 6. **Name Change.** There shall be a fee to issue an amended Amateur card to reflect the Amateur's change of name, upon request. See fee schedule in front of Rule Book.
 7. **Replacement Fee.**
 - a. **Replacement.** To replace an Amateur card, written notification and a replacement fee must be received in the APHA office before the replacement card will be issued. Replacement cards requested at a horse show will require the "temporary application" to be completed along with a \$30 fee to be submitted to the show secretary. See fee schedule in front of Rule Book.
 - b. **Non-receipt.** If an Amateur card is not received within sixty (60) days from application, written notification must be received prior to the expiration of the sixty (60) day period and/or prior to the replacement card being issued. There will be a fee for replacement card unless APHA is notified of non-receipt within the sixty

(60) day period specified above. See fee schedule in front of Rule Book.

AM-020. Ownership

A. **OWNERSHIP ELIGIBILITY.** Any horse exhibited in Amateur classes at APHA-approved shows or shows sponsored by the APHA, or to qualify for the various APHA Amateur points, titles and awards, the Amateur or the Amateur's family must be the current recorded owner of the horse. Family shall include the following: spouse, mother, father, son, daughter, brother, sister, grandchild, grandparent, step-grandparent, legal ward, inlaws (father, mother, brother, sister, son, daughter), stepchild, stepparent, stepbrother, stepsister, half brother, half sister, aunt, uncle, niece, nephew or solely owned corporation, ranch or farm. Such ownership must be evidenced by the records of the APHA. Throughout the rest of these rules, the above shall stand as ownership requirements. See Rule GR-020.K.1. and RG-035.B.1.

1. **Horses Under Lease.** Horses leased to either the Amateur or the Amateur's family are not eligible for participation in APHA-approved Amateur classes, for APHA Amateur points, and/or APHA Amateur awards.
2. **Horses Owned in Partnership or Jointly.** Horses whose current recorded ownership is in a partnership or jointly owned by any person other than those listed above are not eligible for participation in APHA-approved Amateur classes, for APHA Amateur points, and/or APHA Amateur awards. The Amateur exhibitor must be related to each name listed on the horse's registration certificate and/or every owner of the farm/business/partnership to be eligible to participate in APHA-approved Amateur/Novice Amateur classes.
3. An amateur who is the spouse of a trainer cannot show a horse for which their spouse/trainer has received remuneration for training during the six (6) month period preceding showing of the horse.
4. **College or University Owned Horses.** Students that are eligible to compete as an Amateur or Novice Amateur can show college or university owned horses in APHA-approved Amateur or Novice Amateur competition after meeting the following requirements:
 - a. Amateur/Novice Amateur Application and Eligibility. All rules regarding application and eligibility for Amateur or Novice Amateur status shall apply. See Rules AM-010, AM-015, AM-205 and AM-210.
 - b. Application. The student must submit an application to APHA requesting permission to show a college or university owned horse. The application must be submitted and approved prior to competing in any APHA-approved shows. If the application is approved or denied, a letter will be sent to the applicant. If the application is approved, the approval letter must be presented to the show secretary when show entries are made. An application must be submitted at the beginning of each semester the student is wishing to compete and must include the following items:
 1. Signature of the college or university equestrian team coach or equine program instructor.
 2. List of horses with which the student is planning to show.
 3. Verification that the student is enrolled in at least 12 credit hours.
 4. Photocopy of student identification.
 - c. For APHA purposes, the spring semester will be from January 1 – June 30 of each year and the fall semester will be from July 1 – December 31 of each year.

- B. **TRANSFER OF OWNERSHIP.** The exhibitor must be able to prove ownership at the time of the show by presenting the APHA registration certificate or a legible photocopy with the correct owner or owner's name printed on the certificate by the APHA office.

AM-025. APHA Amateur Titles and Awards

- A. **APHA RESERVED AMATEUR TITLES AND/OR AWARDS.** All APHA Amateur Titles and/or Awards listed in the APHA Amateur section of the APHA Rule Book are reserved by the APHA for its express use and will be awarded to the owner of record at the time the award is earned.
- B. **REGISTRATION REQUIREMENTS.** Titles will be awarded to any Amateur and horse, provided said Amateur and horse meet the Title/Award requirements. See Rule SC-165.A-C.
- C. **ONE HORSE-ONE AMATEUR.** Points toward all Titles and Awards will be tabulated on a one horse-one Amateur basis. In the event a horse is sold to any party other than specified in Rule AM-020, any points earned are not transferable and a new start in acquiring points must be made by the new owner.
- D. **ELIGIBILITY.** The Amateur must meet eligibility and ownership requirements. See Rule AM-010 and AM-020. and the requirements of the Title/Award.
- E. **POINT ACCUMULATION.** Amateur points will be awarded as outlined in Rule SC-060.A. An Amateur may exhibit more than one horse; however, the points earned by the Amateur with each horse will be compiled separately.
- F. **APHA RECORD NOTATION.** Proper notation shall be made of all APHA Amateur Titles/Awards issued in the records of the APHA.
- G. **FRAUDULENT CLAIMS OR ADVERTISING OF APHA TITLES OR AWARD.** The registration certificate of any horse may be revoked permanently by the APHA if the owner thereof fraudulently advertises, claims or holds forth that a certain Amateur/horse is entitled to a title and/or award prior to the title and/or award being officially awarded by the APHA.

AM-030. Performance Contest Categories

- A. **CATEGORIES.** The following performance contests have been divided into ten categories and are approved for points and/or awards. Exception: Novice Amateur classes categorized in Rule AM-250 do not qualify for the aforementioned Amateur Titles and/or Awards. Exception: See Rule SC-301.

1. **Category I**
 - a. Barrel Racing
 - b. Pole Bending
 - c. Stake Race
 - d. Goat Tying
 - e. Team Penning
 - f. Ranch Sorting
2. **Category II**
 - a. Reining
 - b. Western Riding
 - c. Trail
 - d. Utility Driving
3. **Category III**
 - a. Working Hunter
 - b. Hunter Hack
 - c. Jumping
4. **Category IV**
 - a. Cutting
 - b. Tie-Down Roping
 - c. Team Roping Heading
 - d. Team Roping Heeling
 - e. Steer Stopping
 - f. Breakaway Roping
 - g. Working Cow Horse
 - h. Limited Working Cow Horse (eligible for ROM and Superior Event only)
5. **Category V**
 - a. Hunter Under Saddle
 - b. Pleasure Driving
 - c. Western Pleasure
6. **Category VI**
 - a. Hunt Seat Equitation
 - b. Hunt Seat Equitation Over Fences
 - c. Showmanship
 - d. Western Horsemanship
7. **Category VII**
 - a. Working Ranch Horse
8. **Category VIII**
 - a. Longe Line (this category eligible for ROM only and will not count towards any other titles/awards).
 - b. *In-Hand Trail (this category eligible for ROM only and will not count towards any other titles/awards).*
9. **Category IX**
 - a. Cowboy Mounted Shooting
10. **Category X**
 - a. Dressage

If a class is not listed in these categories, refer to individual class rules for award eligibility.

AM-035. APHA Superior Amateur Champion Award

- A. **TITLE.** The title of APHA Superior Amateur Champion will be awarded to any Amateur/horse who meet the qualifying rules of AM-010 and AM-020 and this Title/Award requirements. This award shall be retroactive.
- B. **NO TIME LIMIT.** Points toward the APHA Superior Amateur Championship need not be earned in any one year.
- C. **TOTAL POINTS.** The Amateur/horse have won a total of at least 270 points, see Rule SC-060 for method of tabulation, in recognized Amateur halter and performance classes in APHA-approved "A" shows.
 1. **Halter.** At least 30 of those points have been won in Amateur halter classes and of the 30 a maximum of 15 points may be earned in the yearling year.
 2. **Performance.** At least 240 of those points have been won in the Amateur performance classes specified in Rule AM-030, excluding categories VIII-X and Limited Working Cow Horse.
 3. **Superior Event.** Have earned a Superior in four (4) of the categories specified in Rule AM-030, excluding categories VIII-X and Limited Working Cow Horse.
 4. **ROM Requirement.** Have earned a ROM in four (4) of the categories specified in Rule AM-030, excluding categories VIII-X and Limited Working Cow Horse, in an event other than that in which the qualifying Superiors were won.
- D. **AWARD.** In the event that this Title is awarded, an appropriate award shall be prepared and presented to the Amateur exhibitor of the said horse at the next annual convention of the APHA or Amateur Banquet. A proper notation shall be made in applicable records of the APHA.

AM-040. APHA Amateur Champion Award

- A. **TITLE.** The title of APHA Amateur Champion will be awarded to any Amateur/horse which meet the qualifying Rules AM-010 and AM-020 and the requirements of the Title/Award.
- B. **NO TIME LIMIT.** Points toward the APHA Amateur Champion need not be earned in any one year.
- C. **POINTS.** The Amateur/horse must have earned a total of forty or more points, see Rule SC-060, must have been won in Amateur competition in official shows recognized by the APHA provided:
 - 1. **Shows and Judges.** That the points have been won in five (5) or more Amateur shows or contests and under five (5) or more judges.
 - 2. **Halter.** That at least sixteen (16) points have been won in Amateur halter classes and of these sixteen (16), a minimum of ten (10) points must have been won in either A or B rated shows. See Rules SC-055 and SC-060. Exception: Points shall be awarded to yearlings in their respective halter classes with a maximum of 10 halter points to qualify for a Championship.
 - 3. **Performance.** That at least sixteen (16) of these points have been won in Amateur Performance classes or contests, and with a minimum of five (5) points each have been earned in at least two (2) categories of Amateur performance events and cannot be earned in a combination of categories, as set forth in Rule AM-030. NOTE: Only Categories I through V, VII and IX (except Limited Working Cow Horse) will be used for tabulation of the sixteen (16) Amateur performance points for an Amateur Champion.
 - 4. **Remaining Points Needed.** The remaining eight (8) points may be earned in any Amateur events listed in Rule AM-030 or AM-090, excluding **VIII, X** and Limited Working Cow Horse.
- D. **AWARD.** In the event that the title of APHA Amateur Champion is awarded, an appropriate award shall be prepared for the Amateur exhibitor by the APHA office.

AM-045. APHA Amateur Performance Versatility Award

- A. **TITLE.** The title of APHA Amateur Performance Versatility will be awarded to an Amateur/horse which meet the qualifying Rules AM-010 and AM-020 and the Title/Award requirements.
- B. **NO TIME LIMIT.** Points toward the Amateur Performance Versatility need not be earned in any one year.
- C. **ROM'S.** To earn the title of APHA Amateur Performance Versatility, five (5) ROM's must have been earned of which one ROM must have been earned in at least one of the following: Showmanship at Halter, Western Horsemanship (Equitation), Hunt Seat Equitation or Hunt Seat Equitation Over Fences; only one is required, but all four may be used for the award. The remaining four (4) ROM's may be in any event listed under Rule AM-030, excluding those in **category VIII, X** and Limited Working Cow Horse.
- D. **SUPERIOR RATING.** A superior rating must have been achieved in one of the five (5) events in which a ROM was earned.
- E. **AWARD.** In the event the title of APHA Amateur Performance Versatility is awarded, a properly prepared certificate and lifetime show record will be presented by the APHA office.

AM-050. APHA Amateur Superior Event Award

- A. **TITLE.** The title of APHA Amateur Superior Event will be awarded to any Amateur/horse which meet the qualifying Rules AM-010 and AM-020 and the Title/Award requirements.

- B. **NO TIME LIMIT.** Points toward the APHA Superior Event need not be earned in any one year.
- C. **POINTS.** To earn the title of APHA Amateur Superior Event the Amateur/horse must have earned fifty (50) or more points in one APHA approved event.
 - 1. Each Separate Event. An Amateur/horse may receive this title for each separate event in which they have earned fifty (50) points. See Rule SC-060.A. Yearling Longe Line *and* Yearling In-Hand Trail not eligible.
- D. **CERTIFICATE.** When the title of APHA Amateur Superior Event is awarded, a proper certificate shall be prepared for the Amateur exhibitor by the APHA office.

AM-055. APHA Amateur Register of Merit Award

- A. **TITLE.** The title of APHA Amateur Register of Merit will be awarded to any Amateur/horse which meet the qualifying rules of AM-010 and AM-020 and the Title/Award requirements.
- B. **PURPOSE.** The purpose of the Register of Merit is to establish a record of excellence.
- C. **NO TIME LIMIT.** Points toward the APHA Amateur Register of Merit need not be earned in any one year.
- D. **POINTS.** The Amateur/horse are advanced to the Register of Merit when they have competed in one or more of the APHA-approved Amateur contests shown in Rule AM-030 and have won at least ten (10) points in any one event as outlined in the scale of points for contests. See Rule SC-060.
- E. **CERTIFICATE.** When the title of Amateur Register of Merit is awarded, a proper certificate shall be prepared for the Amateur exhibitor by the APHA office.

Year-End Awards

AM-060. APHA Amateur Top 20 Awards

- A. **TITLE/ELIGIBILITY.** Year-end recognition will be given to the Amateur/horse combinations who earn the most points in halter and performance classes while meeting the qualifying Rules AM-010 and AM-020 and the Title/Award requirements for each of the following divisions.
 - 1. Classic Amateur - Top 20
 - 2. Masters Amateur - Top 20
 - 3. Novice Amateur - Top 20
 - 4. Amateur Solid Paint-Bred - Top 10
- B. **TIME PERIOD.** Total points will be compiled for Amateur/horse combinations from January 1 through December 31.
- C. **Maximum Number of Shows and Judges Counted.** A maximum of 20 APHA-approved shows may be used from which their total points will be tabulated. Each show may consist of the main judge and ancillary judges (JU-000.H.6.) A main judge may only be counted from two (2) shows. One alternate show will be used in the case of a tie.
 - 1. **Eligible Points.** Points earned in events listed in AM-090.C and AM-095.B-C, excluding *Yearling Longe Line*, *Yearling In-Hand Trail*, Amateur Limited Working Cow Horse, Cowboy Mounted Shooting and Dressage are eligible for this award. For Solid Paint-Bred, points earned in events listed in AM-090.D and AM-095.D-E, excluding *Yearling Longe Line*, *Yearling In-Hand Trail*, Amateur Limited Working Cow Horse, Cowboy Mounted Shooting and Dressage are

eligible for this award.

- D. A contestant may exhibit more than one horse; however, the points earned by the Amateur with each horse will be compiled separately.
- E. In order to be eligible for this award, a minimum of eight (8) points must be earned.
- F. **AWARD.** When the titles of APHA Top 20 are awarded, buckles shall be prepared and presented to the Amateurs in each group (Rule AM-060.A.1-4.) by the APHA office.

AM-065. APHA Amateur Honor Roll Award

- A. **TITLE/ELIGIBILITY.** The title of APHA Amateur Honor Roll will be awarded to any Amateur/horse combination that meets the qualifying Rules AM-010 and AM-020 and the Title/Award requirements. The ten Amateurs and their horses in each of the following groups earning the most points in each Amateur event during each calendar year from January 1 through December 31 each year will be awarded the title:
 - 1. Classic Amateur
 - 2. Masters Amateur
 - 3. Novice Amateur
 - 4. Amateur Solid Paint-Bred
 - 5. Amateur Walk-Trot
- B. **POINTS.** In order to be eligible for this award, a minimum of eight (8) points must be earned.
 - 1. Tabulation for Classic and Masters Amateur awards will be based on the age of the Amateur due to combining and splitting of classes. Example: (Year) Honor Roll Classic (Event) Horse and (Year) Honor Roll Masters (Event) Horse.
 - 2. Limited Working Cow Horse, *Yearling Longe Line and Yearling In-Hand Trail* points do not count towards this award.
- C. **AWARD.** The Amateur in each group (**AM-065.A.1-5.**) earning the most points in each Amateur event during one calendar year will receive an appropriate award.
- D. **CERTIFICATES.** The Top 10 Amateurs and their horses in each group (**AM-065.A.1-5.**) placing second through tenth in each Amateur event will receive an appropriate certificate.

AM-070. APHA Amateur Zone Awards

- A. **TITLE.** The title of APHA Amateur Zone Award will be awarded to an Amateur/horse combination that meets the qualifying Rules AM-010. and AM-020. and the Title/Award requirements in the following divisions:
 - 1. Classic Amateur
 - 2. Masters Amateur
 - 3. Novice Amateur
 - 4. Amateur Solid Paint-Bred
- B. **POINTS.** This award recognizes the top five Amateurs and their horses in each group (AM-070.A.1-4.) living in each of the zones found on the APHA Zone Map. This award is based on total cumulative points earned within their respective zones from January 1 to December 31 each year. See rule SC-105.B.3.a.-d. for states, provinces and countries listed in the respective zones.
 - 1. Minimum eight points to qualify. To qualify for any of the Zone titles or awards, the horse must have earned at least eight (8) points in that zone during the year.
 - 2. Eligible Points. Points earned in events listed in AM-090.C and AM-095.B-C, excluding *Yearling Longe Line, Yearling In-Hand Trail* and

Amateur Limited Working Cow Horse are eligible for this award. For Solid Paint-Bred, points earned in events listed in AM-090.D and AM-095.D-E, excluding Amateur Limited Working Cow Horse are eligible for this award.

C. TIE BREAKER SYSTEM.

1. **Performance Points.** Amateur/horse with the greatest number of performance points.
2. **Fewest Shows.** The most points earned in the fewest number of shows.

D. AWARDS. First place in each group (AM-070.A.1-4.) will receive an appropriate award. First through fifth place in each age group will receive an appropriate certificate.

AM-071. Amateur Rookie of the Year Award

A. To be eligible for the award:

1. The exhibitor cannot have won any equine association points (in open, youth, novice youth, amateur, novice amateur or amateur walk-trot at any time prior to the year of the award.
2. The exhibitor is a first time APHA amateur card holder.
3. First time amateur card holders who have earned APHA youth points are not eligible for this award.

B. All eligible exhibitors must hold a current year amateur status card and must be a current member of the APHA according to Rule GR-020.

C. This award is based on total points accumulated on a one-horse/one-amateur basis per calendar year, and the horse's ownership must meet the requirements of Rule AM-020.

1. Only one rookie of the year will be awarded to the card holder with the highest number of points in either the amateur, novice amateur or amateur walk-trot division. Points are counted separately for each division.
2. In order to be eligible for this award, a minimum of eight (8) points must be earned.

D. Tie Breaker:

1. To the person winning points in the greatest number of different events.
2. To the person with the greatest number of wins.

E. An appropriate award will be awarded by the APHA.

AM-075. Show Approval Rules

A. TO GAIN SHOW APPROVAL. A show and/or each approved event must be open to all APHA Amateur exhibitors in good standing to gain APHA approval. All exhibitors in Amateur classes are required to hold a current APHA Amateur Exhibitor Card.

1. A show offering Amateur classes must offer a minimum of three (3) halter classes, up to a maximum of fifteen (15) halter classes and a minimum of three (3) performance classes. Exception: State Fairs and Livestock shows.
2. A show offering Amateur classes must offer a minimum of three (3) Amateur Solid Paint-Bred halter classes (stallions, mares and geldings) and a minimum of three (3) Amateur Solid Paint-Bred performance classes. Exception: State Fairs and Livestock shows.

B. CLASSIFICATION OF SHOW. Entries in Amateur classes will count toward the classification of the show.

C. ORDER OF JUDGING AMATEUR CLASSES. Amateur classes may be judged before or after the corresponding Open and/or Youth classes (i.e., Youth Western Pleasure, Jr Western Pleasure, Sr Western Pleasure and Amateur Western Pleasure). Exception: Amateur Halter. See Rule

SC-175.H. and AM-090.A.

- D. **AMATEUR AND YOUTH/AMATEUR SHOWS.** All Amateur or Youth/Amateur Shows may be held separate from and independent of the APHA Open shows.
- E. **MULTIPLE JUDGED SHOWS.**
 - 1. Each regional club is eligible for one or more sets of all Amateur, all Novice Amateur, all Youth and/or all Novice Youth or one or more sets of combined Novice Amateur and/or Amateur and Novice Amateur and/or Youth multi-judged shows per year. See Rule SC-105.
 - 2. Each regional club, individual or organization is eligible for one or more sets of all Novice Amateur and/or all Novice Youth multi-judged shows per year. See Rule SC-105.
- F. **APPROVAL/APPLICATIONS.** See Rule SC-090.A-D.
- G. **RESULTS.** See Rules SC-125.A-F.
- H. **JUDGES.** See Rules JU-000. A-L.

AM-080. Amateur Age Divisions

- A. **RECOGNIZED DIVISIONS.** The APHA recognizes the following age divisions for Amateurs.
 - 1. **One Age Group Offered.** If one age group class is offered it should be for all eligible Amateurs.
 - 2. **Two Age Divisions Offered.** If two classes are offered, they should be held as follows:
 - a. Classic: 19-44.
 - b. Masters: 45 and older.
 - 3. **Performance Classes.** Western Pleasure and Hunter Under Saddle may be split according to the horses' age, Jr. & Sr., as done in open performance classes. See Rule SC-185.E.
- B. **COMBINING OR SPLITTING AGE GROUPS.** Show management may combine or split age groups of Amateur exhibitors as justified by entries if there is unanimous consent of all involved exhibitors, however, if one division is not a two (2) point earning class, then show management may combine age groups without unanimous consent of all exhibitors. See Rule SC-060.A.

AM-085. Amateur General Show Rules

- A. **HORSES PROPERLY REGISTERED.** An Amateur exhibitor must be able to prove that the horse exhibited is properly registered with the APHA at the time the horse is being shown.
- B. **STALLIONS.** Stallions are eligible to show in amateur events.
- C. **ENTRY WITHDRAWAL.** See Rule SC-175.A. and SC-185.A.
- D. **ERRORS IN ENTRY.** The exhibitor is responsible for errors on the entry blank. A horse entered in the wrong class may be transferred to its correct class after the judging program has been printed.
- E. **CONTESTANTS EXHIBITING THE SAME HORSE.** *A horse may not be shown by more than one exhibitor in the same event regardless of the amateur age divisions (Classic 19-44, Masters 45 & Over or All Age classes) at the same horse show. Example: A horse being exhibited in Classic Amateur Western Pleasure may not be exhibited in Masters Amateur Western Pleasure by another exhibitor at the same horse show. However, a horse being exhibited in Classic Amateur Western Pleasure may be exhibited in Novice Amateur and/or Amateur Walk-Trot Western Pleasure by another exhibitor at the same horse show as these divisions cannot be combined.*
- F. **EXHIBITING TWO HORSES.** An exhibitor may exhibit a maximum of two horses in the following individual working events: Barrel Racing,

Breakaway Roping, Tie-Down Roping, Cutting, Team Penning, Ranch Sorting, Goat Tying, Jumping, Pole Bending, Reining, Stake Race, Steer Stopping, Team Roping Heading, Team Roping Heeling, Trail, Utility Driving, Western Riding, Working Cow Horse, Limited Working Cow Horse, Working Hunter and Yearling Longe Line. Each horse may have only one exhibitor or driver per class.

- G. **REQUEST BY JUDGE TO CHANGE HORSES.** The judge may not ask the Amateur exhibitor to change horses with another Amateur exhibitor in any amateur events.
- H. **SITUATIONS/EVENTS NOT SPECIFICALLY STATED.** For any situations/events not covered by amateur program rules and regulations applying to APHA approved show and contest rules shall apply. Examples:
 - 1. **UNSPORTSMANLIKE CONDUCT.** See Rule GR-040.G.
 - 2. **GO-ROUNDS.** See Rule SC-185.J.
 - 3. **HACKAMORE/SNAFFLE BITS.** See Rule SC-240.D.& E.
 - 4. **DISQUALIFICATIONS.** See Rule SC-160.I.1-3.

AM-090. Halter

- A. **JUDGING PRIOR TO GRAND AND RESERVE.** Halter classes must be offered for all sex divisions. All halter classes of any sex division must be judged prior to Open Grand and Reserve of that sex division.
- B. **POINTS.** Points will be awarded as outlined in Rule SC-060 and SC-065. **Exception:** In Amateur Showmanship at Halter and Amateur Halter classes, points shall be awarded to any Amateur and horse, regardless of horse's age, (except weanlings) provided the Amateur meets eligibility and ownership requirements, Rules AM-010. & AM-020.A., and the horse meets registration requirements. See Rules RG-015.B. and SC-165.A.-B.
 - 1. **Geldings.** In Amateur Halter, geldings which are still listed as stallions according to APHA records at the time the show results are processed at the APHA office will be disqualified but entries will not be lowered. See Rule SC-160-I.3.
- C. **APPROVED REGULAR REGISTRY CLASSES.** The following is a list of approved Amateur halter classes.
 - 1. **Individual Classes.** If a minimum of three (3) halter classes are to be offered at a show, they shall be the following:
 - a. Stallions, All Ages.
 - b. Mares, All Ages.
 - c. Geldings, All Ages.
 - d. It is mandatory that Grand and Reserve Champions be selected in all shows; however, APHA will so note the awarding of the title on the performance record only when at least three horses are exhibited in that sex division.
 - 2. Junior and Senior classes may be offered if minimum requirements have been met.
 - a. Junior Stallions, ages 2 and under.
 - b. Senior Stallions, ages 3 and over.
 - c. Junior Mares, ages 2 and under.
 - d. Senior Mares, ages 3 and over.
 - e. Junior Geldings, ages 2 and under.
 - f. Senior Geldings, ages 3 and over.
 - g. It is mandatory that Grand and Reserve Champions be selected in all shows; however, APHA will so note the awarding of the title on the performance record only when at least three horses are exhibited in that sex division.

3. If a maximum of twelve (12) halter classes are to be offered at a show, they shall be the following:
 - a. Mares
 1. Yearling fillies, foaled in calendar year preceding show.
 2. 2-year-old fillies.
 3. 3-year-old fillies.
 4. 4-year-old and older mares.
 5. Grand and Reserve Champion Mare.
 - a. Grand Champion Mare, chosen from first place winners.
EXCEPTION: If for any reason the first place horse fails to return for grand and reserve, the second place horse can be considered for the grand or reserve champion placing.
 - b. Reserve Champion Mare, chosen from second place winner in the Grand Champion mare's class and first place winners in other classes, all remaining second place horses may be excused.
EXCEPTION: If for any reason the first place horse fails to return for grand and reserve, the second place horse can still be considered for the reserve grand champion placing.
 - b. Stallions.
 1. Yearling colts, foaled in calendar year preceding show.
 2. Two-year-old stallions.
 3. Three-year-old stallions.
 4. Four-year-old and older stallions.
 5. Grand and Reserve Champion Stallion.
 - a. Grand Champion Stallion, chosen from first place
EXCEPTION. Exception: If for any reason the first place horse fails to return for grand and reserve, the second place horse can be considered for the grand or reserve champion placing.
 - b. Reserve Champion Stallion, chosen from second place winner in the Grand Champion Stallion's class and first place winners in other classes, all remaining second place horses may be excused. See exception to Rule AM-090.C.3.a.5.b.
EXCEPTION: If for any reason the first place horse fails to return for grand and reserve, the second place horse can still be considered for the reserve grand champion placing.
 - c. Geldings.
 1. Yearling geldings, foaled in calendar year preceding show.
 2. Two-year-old geldings.
 3. Three-year-old geldings.
 4. Four-year-old and older geldings.
 5. Grand and Reserve Champion Gelding.
 - a. Grand Champion Gelding, chosen from first place winners.
EXCEPTION: If for any reason the first place horse fails to return for grand and reserve, the second place horse can be considered for the grand or reserve champion placing.
 - b. Reserve Champion Gelding, chosen from second place winner in Grand Champion Gelding's class and first place winners in other classes, all remaining second place horses may be excused. See exception to Rule AM-090.C.3.a.5.b.
EXCEPTION: If for any reason the first place horse fails to

return for grand and reserve, the second place horse can still be considered for the reserve grand champion placing.

- d. Weanlings. At show management's option, weanling classes for each sex division may be offered. Only registered weanlings will be allowed to compete, see Rule AM-085.A.
- e. It is mandatory that all approved shows select Grand and Reserve Champions in each sex division. See Rules SC-065. APHA will so note the awarding of the title of Amateur Grand Champion and Amateur Reserve Champion Stallion, Mare and Gelding on the performance record only when at least three horses are exhibited in that sex division.

- 1. The selection of Solid Paint-Bred Grand and Reserve Champion will be optional.

D. SOLID PAINT-BRED/BREEDING STOCK HALTER CLASSES.

1. Approved Classes.

- a. Solid Paint-Bred/Breeding Stock Stallions, All Ages.
 - b. Solid Paint-Bred/Breeding Stock Mares, All Ages.
 - c. Solid Paint-Bred/Breeding Stock Geldings, All Ages.
2. Or, Junior and Senior classes may be offered.
- a. Junior Stallions, ages 2 and under.
 - b. Senior Stallions, ages 3 and over.
 - c. Junior Mares, ages 2 and under.
 - d. Senior Mares, ages 3 and over.
 - e. Junior Geldings, ages 2 and under.
 - f. Senior Geldings, ages 3 and over.

AM-095. Performance and Equitation Classes

A. POINTS. See Rule SC-060.

B. EQUITATION

- 1. Hunt Seat Equitation.
- 2. Western Horsemanship (Equitation).
- 3. Hunt Seat Equitation Over Fences.

C. APPROVED PERFORMANCE EVENTS

- 1. Barrel Racing.
- 2. Breakaway Roping.
- 3. Tie-Down Roping.
- 4. Cutting.
- 5. Goat Tying.
- 6. Hunter Hack.
- 7. Hunter Under Saddle.
- 8. Jumping.
- 9. Limited Working Cow Horse.
- 10. Pleasure Driving.
- 11. Pole Bending.
- 12. Ranch Sorting.
- 13. Reining
- 14. Showmanship at Halter.
- 15. Stake Race.
- 16. Steer Stopping.
- 17. Team Penning.
- 18. Team Roping, Heading.
- 19. Team Roping, Heeling.
- 20. Trail.
- 21. Utility Driving.
- 22. Western Pleasure.

23. Western Riding.
24. Working Cow Horse.
25. Working Hunter.
26. Working Ranch Horse Competition.

27. Yearling In-Hand Trail.

28. Yearling Longe Line.
29. Cowboy Mounted Shooting.
30. Dressage.

D. SOLID PAINT-BRED/BREEDING STOCK EQUITATION

1. Hunt Seat Equitation.
2. Western Horsemanship (Equitation).
3. Hunt Seat Equitation Over Fences.

E. SOLID PAINT-BRED/BREEDING STOCK PERFORMANCE

1. Barrel Racing.
2. Breakaway Roping.
3. Tie-Down Roping.
4. Cutting.
5. Goat Tying.
6. Hunter Hack.
7. Hunter Under Saddle (BPH).
8. Jumping.
9. Limited Working Cow Horse.
10. Pleasure Driving.
11. Pole Bending.
12. Ranch Sorting.
13. Reining.
14. Showmanship at Halter.
15. Stake Race.
16. Steer Stopping.
17. Team Penning.
18. Team Roping Heading
19. Team Roping Heeling.
20. Trail.
21. Utility Driving.
22. Western Pleasure.
23. Western Riding.
24. Working Cow Horse.
25. Working Hunter.
26. Working Ranch Horse Competition.

27. Yearling In-Hand Trail.

28. Yearling Longe Line.
29. Cowboy Mounted Shooting.
30. Dressage.

For rules to approved Amateur events not listed in this Amateur section, refer to the corresponding Open event in the Show and Contest section of this Rule Book.

AM-100. APHA Show All-Around Amateur Award

- A. **NOT MANDATORY.** It is not mandatory for an all-around Amateur award to be made at an APHA approved show; however, if such an award is offered, it must be based on a one-Amateur, one horse combination.
- B. **ELIGIBILITY.** All approved Amateur classes, including halter, will count equally towards this award, but in order to be eligible to receive this award, the contestant must show in at least three Amateur performance classes. No particular class may be considered mandatory. See Rule SC-145.A.2-4.
- C. **POINTS.** Points will be compiled according to Rule SC-145.A.2-4.

AM-105. Amateur Showmanship at Halter

A. ATTIRE.

1. Suitable western attire should be worn as outlined by Rule SC-235.A. Exception: Spurs, chinks, or chaps must not be worn.
2. A clean well fitting halter with an appropriate lead is required.

B. CLASS DESCRIPTION.

1. The showmanship class is not another halter class and should not be judged as such. The class shall be judged strictly on the exhibitor's ability to fit and show a horse at halter. The class is designed to evaluate the exhibitor's ability to execute, in concert with their horse, a set of maneuvers prescribed by the judge with precision and smoothness while exhibiting poise and confidence, and maintaining a balanced, functional and fundamentally correct body position.
2. A pattern shall be posted with sufficient time for exhibitors to review prior to the commencement of their class. If there is a finals pattern, it also shall be posted at the same time.

C. CLASS PROCEDURES.

1. The judge may ask exhibitors to enter the ring and then work individual or work their patterns starting from the gate.
2. The following maneuvers are considered acceptable:
 - a. Lead the horse at a walk and trot.
 - b. Stops.
 - c. Turns of 90 (1/4), 180 (1/2), 270 (3/4), 360 (full turn) degrees or any combination or multiple of these turns.
 - d. Back in a straight or curved line.
3. The judge must have each exhibitor set the horse up squarely for inspection during the class.
4. Horses may be lined up side by side or head to tail.

D. JUDGING POINTS.

1. Appearance of the exhibitor should be neat, clean and appropriate western wear must be worn.
2. Appearance of Horse: The horse should appear fit and well conditioned. The hair coat should be clean and well brushed. The mane and tail should be clean and tangle free. The mane may be banded or braided, but it is not mandatory. It is acceptable to roach the mane but the forelock and tuft over the withers should be left. The bridle path, eyebrows and long hairs on the head and legs should be clipped, except where government regulations prohibit. The inside of the ears may be clipped. Hooves should be properly trimmed and if shod, the shoes should fit correctly and clinches should be neat. Hooves should be clean and may be painted black, brown or clear, with hoof dressing, or be shown naturally. Tack should fit properly and be neat, clean and in good repair.
3. Performance.
 - a. Exhibitors should be poised, confident, courteous and sportsmanlike at all times. The exhibitor should continue showing the horse, correcting faults in the positioning of the horse until the class has been placed or excused.
 - b. The exhibitor must lead on the horse's left side holding the lead shank in the right hand near the halter with the tail of the lead held in the left hand. Exhibitor should not hold on to the chain portion of the lead shank. The excess lead should never be tightly coiled or drag the ground, but should be folded loosely coiled. The exhibitor should maintain this hand positioning for the entire class unless requested by the judge to show the horse's teeth. When exhibiting horses in showmanship, when a chain is used,

the chain portion of the lead shank shall be under the chin or over the nose of the horse with preference being under the chin and snapped to the off side of the halter. Exhibitors shall not be allowed to have the chain portion in or through the horse's mouth in any manner. Leading, backing, turning and initiating the set up should be performed from the left side of the horse. The exhibitor should never stand directly in front of their horse.

- c. The stop should be straight, smooth and responsive with the horse's body remaining straight.
- d. The exhibitor should face the horse when backing. The horse should back up readily with the head, neck and body aligned in a straight or curved line as instructed.
- e. When executing a turn to the right the exhibitor should face the horse and move the horse away from them. On turns of 90 degrees or greater the horse should pivot on the right or left hind leg while stepping across with the front legs. ***Left turns (pull turns) must be less than 90 degrees.***
- f. The horse should set up quickly with the hooves squarely underneath the body. The exhibitor does not have to reset a horse that stops square. The exhibitor should stand angled toward the horse, use only the lead shank to achieve the set up and never leave the horse's head. The exhibitor should never stand directly in front of their horse, touch the horse with their hands or feet, or visibly cue the horse by pointing their feet at the horse's hooves during set up. It is recommended, but not mandatory, that exhibitors use the "Quarter Method" when presenting their horse. The exhibitor should maintain a position that is safe for themselves and the judge. The position of the exhibitor should not obstruct the judge's view of the horse and allow the exhibitor to maintain awareness of the judge's position at all times. The exhibitor should not crowd other exhibitors when lining up. When moving around the horse the exhibitor should change sides in front of the horse and assume the same position on the right side of the horse that they had on the left side.

4. Faults.

- a. Minor Faults. Poorly groomed, conditioned or trimmed horse. Dirty, ragged or ill-fitting halter or lead. Improper position by the exhibitor. Excessively stiff, artificial or unnatural movement around the horse or when leading. Excessive use of verbal cues. Continuous holding of the chain portion of the lead. Lead shank tightly coiled around hand or dragging the ground. Taking hands off of lead or changing hands on the lead, except when showing the horse's teeth. Drifting of the horse when led. Horse stops crooked or drops a hip out when stopping, setting up or standing. Leading, backing, or turning sluggishly or crooked. Horse not set up squarely or excessive time is required to set up. Failure to maintain a pivot foot during turns. Failure to perform maneuvers at designated markers, but horse is on pattern.
- b. Major Faults. (Avoids disqualification but should not place above exhibitors that do not incur a major fault.) Complete failure to move around horse by the exhibitor and obstructing the judge's view. Exhibitor touching the horse or kicking or pointing their feet at the horse's hooves during set up. Standing directly in front of the horse.

5. Disqualifications. (Must not be placed.)

- a. Horse escapes from exhibitor.
- b. Failure of exhibitor to wear correct number in a visible manner.
- c. Any inhumane treatment of the horse.
- d. Excessive schooling or training.
- e. Improper attire.
- f. Loss of control or severe disobedience that endangers others to include but not limited to: biting, pawing, rearing, kicking out or continuously circling the exhibitor.
- g. Leading on the wrong side of the horse.
- h. Knocking over the cone.
- i. Working on the wrong side of the cones.
- j. Going off pattern.

AM-110. Amateur Hunt Seat Equitation

A. ENGLISH APPOINTMENTS.

1. **English Attire.** See Rule SC-195.A. Exception: The wearing of a safety helmet is optional. See equipment and attire chart in back of Rule Book.
 2. **English Tack.** See Rule SC-200.
- B. Equitation.** Hunt seat equitation on the flat is an evaluation based on the ability of a rider to perform various maneuvers in harmony with his/her horse. The communication between horse and rider through subtle cues and aids should not be obvious. Equitation is judged on the rider and his/her effect on the horse. Hunt seat equitation on the flat provides a base for a natural progression to over fence classes.
- C. Pattern.** It is mandatory that the judge post the pattern at least one hour prior to commencement of the class. The pattern should be designed so the majority of exhibitors can perform it in a reasonable length of time (under 60 seconds). All patterns must include a trot and canter. Horses' gaits are to be ridden with the same cadence and speed as you would find in the rail phase. All ties will be broken at the discretion of the judge.
- D. Class Procedure.** Exhibitors may be worked individually from the gate or they may all enter at once but a working order must be drawn regardless. The entire class, or only the finalists, may work at all three gaits at least one direction of the arena. Rail work can be used to break ties and possibly adjust placings. ***All three gaits and a back must be asked for at sometime during the class.*** Individual works may be comprised of any of the following:
1. Group #1: Walk, Sitting Trot, Extended Trot, Posting Trot, Canter, Circles, Figure 8, Halt, Back, Sidepass, Address Reins, Demonstrate Change of diagonal.
 2. Group #2: Serpentine (Trot or Canter), Turn on Haunches or Forehand, Leg Yield, Flying or Simple Change of Lead.
 3. Group #3: Canter and Hand Gallop in a straight or curved line, Counter Canter Figure 8, Drop or Pick-up irons without stopping, Dismount and Mount.
 - a. A turn on the forehand to the right is accomplished by moving haunches to the left.
 - b. A forehand turn to the left is accomplished by moving haunches to the right.
 - c. If riders are asked to drop their irons, they can leave them down or cross them over the withers.
- E. Basic Position.**
1. To mount, take up reins in left hand and place hand on withers. Grasp stirrup leather with right hand and insert left foot in stirrup

and mount. To dismount, rider may either step down or slide down. The size of rider must be taken into consideration.

2. Hands should be over and in front of horse's withers, knuckles thirty degrees inside the vertical, hands slightly apart and making a straight line from horse's mouth to rider's elbow. Method of holding reins is optional, and bight of reins may fall on either side. However, all reins must be picked up at the same time.
 3. The eyes should be up and shoulders back. Toes should be at an angle best suited to rider's conformation; heels down, calf of leg in contact with horse. Iron should be on the ball of the foot and must not be tied to the girth.
- F. **The Walk.** Should be a 4-beat gait with the rider in a vertical position with a following hand.
- G. **The Posting Trot.** Figure 8 at trot, demonstrating change of diagonals. At left diagonal, rider should be sitting the saddle when left front leg is on the ground; at right diagonal rider should be sitting the saddle when right front leg is on the ground; when circling clockwise at a trot, rider should be on left diagonal; when circling counter-clockwise, rider should be on right diagonal. The rider should close his/her hip angle to allow his/her torso to follow the horizontal motion of the horse. The upper body should be inclined about 20 degrees in front of the vertical.
- H. **Sitting Trot and Canter.** At the sitting trot the upper body is only slightly in front of the vertical. At the canter the body should be positioned slightly more in front of the vertical. As the stride is shortened, the body should be in a slightly more erect position.
- I. **Two Point Position.** The pelvis should be forward, but relaxed, lifting the rider's weight off the horse's back and transferring the weight through the rider's legs. In this position the two points of contact between horse and rider are the rider's legs. Hands should be forward, up the neck, not resting on the neck.
- J. **Hand Gallop.** A three-beat, lengthened canter ridden in two-point position. The legs are on the horse's sides while the seat is held out of the saddle. When at the hand gallop, the rider's angulation will vary somewhat as the horse's stride is shortened and lengthened. A good standard at a normal hand gallop should be about 30 degrees in front of the vertical.
- K. **Suggested Scoring.** Scoring may be on a basis of 0-20 with 1/2-point increments acceptable, an approximate breakdown follows:
1. Score of 20: Excellent equitation including body position and use of aids. Pattern is performed promptly, precisely and smoothly.
 2. Score of 18-19: Generally excellent performance with one minor fault in appearance and position of exhibitor or execution of the pattern (performance.)
 3. Score of 16-17: Generally good pattern execution and equitation with one minor fault in precision or execution of pattern (performance) or appearance and position of exhibitor.
 4. Score of 14-15: Average pattern that lacks quickness or precision, or rider has obvious equitation flaws that prevent effective equitation, or commits two or three minor faults in the performance or appearance and position of exhibitor.
 5. Score of 12-13: One major fault or several minor faults in the performance or appearance and position of exhibitor that precludes effective communication with the horse.
 6. Score of 10-11: Two major faults or many minor faults in the performance or appearance and position of exhibitor.

7. Score of 6-9: Several major faults or one severe fault in the performance or appearance and position of exhibitor. Exhibitor demonstrates a complete lack of riding ability or commits a severe fault in the performance or appearance and position of exhibitor.
8. Score of 1-5: Exhibitor commits one or more severe faults in the performance or appearance and position of exhibitor, but does complete the class and avoids disqualification.
- L. On The Flat. Disqualifications (must not be placed) include:
 1. Failure by exhibitor to wear correct number in visible manner.
 2. Inhumane treatment of the horse.
 3. Excessive schooling or training.
 4. Fall by horse or rider.
 5. Illegal use of hands on reins.
 6. Use of prohibited equipment.
 7. Knocking over the cone.
 8. Working on the wrong side of the cones.
 9. Going off pattern.

AM-111. Amateur Hunt Seat Equitation Over Fences

- A. The class objective is to judge the exhibitor's ability over the fences not that of the horse. Only the effect the exhibitor has on a horse is to be considered. How an exhibitor elects to ride the course, the pace and approach to the jumps are used to evaluate the exhibitor's judgment and ability.
- B. **POSITION.** Refer to Rule AM-110. E. 1-3.
- C. **ATTIRE.** Refer to Rule SC-195. A.
- D. **EQUIPMENT:** Refer to Rule SC-200.
- E. **COURSE REQUIREMENTS.**
 1. At least four obstacles are required and horses must jump a minimum of six fences.
 2. Refer to Rule SC-215. C-D regarding hunter courses which should be offered enabling the exhibitor to be judged on their ability to establish and maintain an even hunting pace and for scoring.
 3. At least one change of direction is required.
 4. Minimum height of fences must be 2'6" (79 cm), with a maximum height of 3' (91.4 cm).
 5. It is recommended that show management offer this class after its corresponding working hunter class.
 6. *At least one of the following elements (a-n) must be required and demonstrated during the course:*
 - a. *Halt (4 to 6 seconds) or halt and back.*
 - b. *Figure eight a trot, demonstrating change of diagonals. At left diagonal, rider should be sitting the saddle when left front leg is on the ground; at right diagonal, rider should be sitting the saddle when right front leg is on the ground; when circling clockwise at a trot, rider should be on left diagonal; when circling counterclockwise, rider should be on the right diagonal.*
 - c. *Figure eight at canter on correct lead, demonstrating simple change of lead.*
 - d. *Jump low obstacles at a trot as well as at a canter. The maximum height and spread for a trot jump is 3' for horses.*
 - e. *Jump obstacles on figure eight course.*
 - f. *Question(s) regarding basic horsemanship, tack and equipment and conformation.*
 - g. *Ride without stirrups, riders must be allowed option to cross stirrups.*
 - h. *Jump low obstacles at a walk as well as at a canter. The maxi-*

mum height and spread for a walk jump is 2'.

- i. Turn on the forehand done through the walk or the halt.*
- j. Figure eight at canter on correct lead demonstrating flying change of lead.*
- k. Execute serpentine at a trot and/or canter on correct lead demonstrating simple or flying changes of lead.*
- l. Change leads on a line demonstrating a simple or flying change of lead.*
- m. Canter on counter lead.*
- n. Turn on the haunches from the walk.*

F. CLASS ROUTINE.

- 1. Course is to be posted one hour prior to the class.
- 2. The exhibitor is being judged as soon as he/she enters the arena. Exhibitors have the option of entering the arena at any gait (unless otherwise stated on the course), making transition to canter from halt, walk or trot before approaching the first fence.
- 3. Each exhibitor may circle once before approaching the first obstacle, then proceeds around the course keeping an even pace throughout.
- 4. Exhibitor should obtain correct lead to properly turn around end of arena before preparing for exit. The class is not over until the exhibitor exits the arena. Exhibitor must trot the horse for a sufficient distance to exhibit soundness and leave the arena at a walk or trot.
- 5. Except for refusals, jumping faults of the horse are not to be considered unless as the result of the exhibitor's ability. If a refusal occurs in a double or triple, exhibitors must re-jump all obstacles in the combination.
- 6. The following will result in elimination.
 - a. Three accumulative refusals; and
 - b. Off course.
 - c. If elimination occurs during a ride-off, the exhibitor is placed last of all those chosen for the ride-off.
- 7. The following constitute major faults:
 - a. A refusal.
 - b. Loss of Stirrup.
 - c. Trotting while on course when not part of a test.
 - d. Loss of reins.
- 8. Outside assistance will be penalized at the judge's discretion.
- 9. In cases of broken equipment or loss of shoe, exhibitors must continue or be eliminated.
- 10. An exhibitor may enter the class only one time.

G. SUGGESTED SCORING SYSTEM.

- 1. Judging. Horses shall be judged on manners, way of going and style of jumping. Horses shall be credited with maintaining an even hunting pace that covers the course with free-flowing strides. Preference will be given to horses with correct jumping style.
- 2. Scoring. Horses shall be scored either by traditional symbol system as outlined in SC-215.E.3 or by breed numeric standard. In either case, scoring shall be from 0-100 and 70 shall be considered average. When using the breed numeric standard, each fence shall be scored in ½ point increments from **-1 ½ to +1 ½** with **-1 ½** denoting an extremely poor quality performance at a jump and **+2** denoting excellent quality at a jump. "0" will be considered an "average", safe, correct jump. When using the breed numeric system, the following penalties shall apply (as well as evaluation of fence by score).
- 3. Penalties. In using the breed numeric standard, the following penal-

ties shall be applied in evaluating major and minor faults. This numeric system shall also apply to the scoring of Equitation Over Fences for Youth and Amateur.

<u>a. Penalty</u>	<u>Deduction</u>
Tick of rail	½ point each
Out of lead within line (cross cantering)	½ point per stride within line
Drift along fence	1 point each
Early unfold of knees	1 point each unfold
Rap of rail	1 point each
Uneven knees (one knee pointing below level)	2 points
Swinging knees or hind	2 points
Loose lower leg	2 points
Gaping or pulling down in bridle	2 points
Out of lead after line	2 points first ½ of end, 2 points second ½ of end
Swap out (last 2 strides before fence)	3 points
Weak departure	2-5 points
Play	0-5 points
Hard rap on rail (nearly knocking off rail)	2-5 points
Add stride	5 points
Equitation – canter at trot fence	5 points per canter stride
Stalling or propping	5 points
Hanging knees down	5 points each fence
Slapping front legs down	5 points
Off all fours or kick out	5-10 points
Hanging one leg down	10 points
Use of whip	10 points
Equitation – jump ahead/ left behind (evaluate danger)	10-20 points
Equitation – wrong diagonal to trot fence when one is obvious	10 points
Trading leads (after corner & more than 2 strides out	10-20 points
Leaving off of one leg (evaluate danger or pedaling)	10-20 points
Add stride in an “In & Out”	20 points
Rail down (5-20 in Equitation)	20 points
Trotting on course	20 points
Failure to obtain lead through corners and end	20 points
Refusal	30 points
Bucking	30 points
Equitation – Dropping a rein	30 points
Equitation – Loss of stirrup	30 points
b. Further considerations for each fence shall receive a Quality/Style Rating.	
c. Raising Score - Even stride; cadence; quality leading; following 2 strides; attentive look; soft in bridle; quality shape; easy way of going.	
d. Lowering Score - Uneven steps; crowding; launching; sour look; pulling; lugging bridle; lack of quality over fence.	

AM-115. Amateur Western Horsemanship (Equitation)

A. WESTERN TACK AND ATTIRE. See Rule SC-235. and SC-240.

Exception: Exhibitor's wearing of a safety helmet and legwraps and/or

boots on horse are optional at exhibitor's discretion.

B. Equitation.

1. The western horsemanship class is designed to evaluate the rider's ability to execute, in concert with their horse, a set of maneuvers prescribed by the judge with precision and smoothness while exhibiting poise and confidence, and maintaining a balanced, functional, and fundamentally correct body position. The ideal horsemanship pattern is extremely precise with the rider and horse working in complete unison, executing each maneuver with subtle aids and cues.
2. It is mandatory that the judge post any pattern(s) to be worked at least one hour prior to the commencement of the class; however, if the judge requires additional work of exhibitors for consideration of final placing, the pattern may be posted. Pattern(s) should be designed to test the horseman's ability. All ties will be broken at the judge's discretion.

- C. Class Procedures.** All exhibitors must enter the ring and then work individually or each exhibitor may be worked from the gate individually. When exhibitors are worked individually from the gate, a working order is required. Exhibitors should be instructed to either leave the arena, fall into line, or fall into place on the rail after their work. The whole class, or just the finalists, may work at all three gaits at least one direction of the arena.

All three gaits and a back must be asked for at sometime during the class.

1. The following maneuvers are acceptable in a pattern: walk, jog, trot, extended trot, lope, or extended lope in a straight line, curved line, serpentine, circle, or figure 8, or combination of these gaits and maneuvers; stop; back in a straight or curved line; turn or pivot, including spins and rollbacks on the haunches and/or on the forehand; sidepass, two track, or leg yield; flying or simple change of lead; counter canter; or any other maneuver; or ride without stirrups. A back should be asked for at sometime during the class. Judges should not ask the exhibitors to mount or dismount.
2. Suggested Scoring. Scoring may be on a basis of 0 to 20 with ½ point increments acceptable. Ten points should be allocated toward overall appearance of exhibitor and horse and 10 points allocated toward performance of the pattern.
3. Overall Appearance of Exhibitor and Horse (10 points): The exhibitor's overall poise, confidence, appearance, and position throughout the class as well as the physical appearance of the horse will be evaluated.
 - a. Appearance and Position of Exhibitor. Appropriate western attire must be worn. Clothes and person are to be neat and clean.
 - b. Position of Exhibitor. The exhibitor should appear natural in the seat and ride with a balanced, functional, and correct position regardless of the maneuver or gait being performed. During the railwork and pattern the exhibitor should have strong, secure, and proper position. Exhibitors should sit and maintain an upright position with the upper body at all gaits. The rider should sit in the center of the saddle and the horse's back with the legs hanging to form a straight line from the ear, through the center of the shoulder and hip, touching the back of the heel or through the ankle. The heels should be lower than the toes, with a slight bend in the knee and the lower leg should be directly under the knee.
 1. The rider's back should be flat, relaxed and supple. An overly stiff and/or overly arched lower back will be penalized. The shoulders should be back, level and square. The rider's base of support should maintain secure contact with the saddle from the seat to the inner thigh. Light contact should be maintained

with the saddle and horse from the knee to mid-calf. The knee should point forward and remain closed with no space between the exhibitor's knee and the saddle. The exhibitor will be penalized for positioning the legs excessively behind or forward of the vertical position. Regardless of the type of stirrup, the feet may be placed home in the stirrup, with the boot heel touching the stirrup, or may be placed with the ball of the foot in the center of the stirrup. The rider's toes should be pointing straight ahead or slightly turned out with the ankles straight or slightly broken in. Riding with toes only in the stirrup will be penalized. Those exhibitors that can maintain the proper position throughout all maneuvers should receive more credit. When riding without stirrups, the exhibitor should maintain the same position as previously described.

2. Both hands and arms should be held in a relaxed, easy manner, with the upper arm in a straight line with the body. The arm holding the reins should be bent at the elbow forming a line from the elbow to the horse's mouth. The free hand and arm may be carried bent at the elbow in a similar position as the hand holding the reins or straight down at the rider's side. Excessive pumping of the free arm as well as excessive stiffness will be penalized. The rider's wrist is to be kept straight and relaxed, with the hand held at about 30 to 45 degrees inside the vertical. The rein hand should be carried immediately above or slightly in front of the saddle horn. The reins should be adjusted so that the rider has light contact with the horse's mouth, and at no time shall reins require more than a slight hand movement to control the horse. Excessively tight or loose reins will be penalized.
 3. The rider's head should be held with the chin level and the eyes forward, and may be directed slightly toward the direction of travel. Excessive turning of the head to the inside of the circle, or down at the horse's head or shoulder will be penalized.
 4. The exhibitor should not crowd the exhibitor next to or in front of them when working on the rail and should pass to the inside of the arena. When reversing on the rail, the exhibitor should always reverse to the inside of the arena.
- D. **Appearance of Horse.** The horse's body condition and overall health and fitness should be assessed. The horse should appear fit and carry weight appropriate for the body size. A horse which appears sullen, dull, lethargic, emaciated, drawn, or overly tired should be penalized according to severity. Tack should fit the horse properly and be neat, clean and in good repair.
- E. **Performance (10 Points).** The exhibitor should perform the work accurately, precisely, smoothly, and with a reasonable amount of promptness. Increasing speed of the maneuvers performed increases the degree of difficulty, however, accuracy and precision should not be sacrificed for speed. Exhibitors that perform the pattern sluggishly and allow their horse to move without adequate impulsion, collection, or cadence will be penalized. The horse should perform all maneuvers in the pattern willingly, briskly, and readily with minimal visible or audible cueing.
1. Excessive schooling or training, or willful abuse by the exhibitor is cause for disqualification.
 2. The horse should track straight, freely, and at the proper cadence for the prescribed gait. Transitions should be smooth and prompt in the pattern and on the rail, and should be performed when called for on

the rail. The horse's head and neck should be straight and in line with its body while performing straight lines and slightly arched to the inside on curved lines or circles. Circles should be round, and performed at the appropriate speed, size, and location as requested in the pattern. The counter-canter should be performed smoothly with no change in cadence or stride unless specified in the pattern.

3. The stop should be straight, square, prompt, smooth, and responsive with the horse maintaining a straight body position throughout the maneuver. The back should be smooth and responsive.
 4. Turns should be smooth and continuous. When performing a turn on the haunches, the horse should pivot on the inside hind leg and step across with the front legs. A rollback is a stop and 180 degree turn over the hocks with no hesitation. Backing during turns will be penalized severely.
 5. The horse should step across with the front and hind legs when performing the sidepass, leg yield, and two track. The sidepass should be performed with the horse keeping the body straight while moving directly lateral in the specified direction. When performing a leg yield, the horse should move forward and lateral in a diagonal direction with the horse's body arced opposite to the direction that the horse is moving. In the two track, the horse should move forward and lateral in a diagonal direction with the horse's body held straight or bent in the direction the horse is moving.
 6. A simple or flying change of lead should be executed precisely in the specified number of strides and/or at the designated location. A simple change of lead is performed by breaking to a walk or trot for one to three strides. Flying changes should be simultaneous front and rear. All changes should be smooth and timely.
 7. Position of the exhibitor and performance of the horse and rider on the rail must be considered in the final placing.
- F Faults.** Faults can be classified as minor, major or severe. The judge will determine the appropriate classification of a fault based upon the degree and/or frequency of the infraction. A minor fault will result in a $\frac{1}{2}$ to 4 point deduction from the exhibitor's score. A major fault will result in a deduction of 4 $\frac{1}{2}$ points or more from the exhibitor's score. An exhibitor that incurs a severe fault avoids elimination, but should be placed below all other exhibitors that complete the pattern correctly. A minor fault can become a major fault and a major fault can become a severe fault when the degree and/or frequency of the infraction(s) merits.
1. Faults in the Overall Appearance of Exhibitor and Horse include:
 - a. Loose, sloppy, dirty, or poor fitting clothing or hat; or loss of hat.
 - b. Over-cueing with reins and/or legs.
 - c. Poorly groomed, conditioned or trimmed horse; or poorly or ill fitted equipment.
 - d. Excessive staring at judge, head held crooked, or severe turning of the head.
 - e. Stiff, artificial or unnatural body, leg, arm, and/or head position.
 - f. Reins too long or short, or uneven.
 - g. Loose leg with open knee, or toes pointed down.
 - h. Shoulders held crooked or arms held in a straight, unbent position.
 - i. Exhibitor looking down to check leads or falling forward when stopping.
 - j. Poor position of the exhibitor in saddle, legs too forward or back.
 2. Faults of the Performance include:
 - a. Wrong lead or break of gait for a few strides.

- b. Oblong or flat sided circles, or horse dropping shoulder (counter arc) when circling.
- c. Stopping rough, crooked, or dropping a hip out when stopping.
- d. Backing sluggishly or crooked.
- e. Failure to maintain a pivot foot or stepping behind with the front legs when turning, or failure to complete entire 90, 180, 270 or 360 degree turn.
- f. Holding the head and/or neck excessively crooked when moving in straight lines or when stopping or backing.
- g. Showing resistance when cued or reined.
- h. Hesitation during any maneuver unless specified.
- i. Failure of horse to stand still in pattern.
- j. Pattern work or rough transitions.
- k. Failure to exhibit change of speed when requested.
3. Severe Faults in the Overall Appearance of Exhibitor and Horse (avoids disqualification but should be placed below other exhibitors that do not incur a severe fault) include:
 - a. Touching horse.
 - b. Grabbing the saddle horn or any other part of the saddle.
 - c. Cueing with the end of the romal.
 - d. Spurring in front of the shoulder.
4. Severe Faults of the Performance (avoids disqualification but should be placed below other exhibitors that do not incur a severe fault) include:
 - a. Kicking at other horses, exhibitors or judge.
 - b. Severe disobedience or resistance by horse including, but not limited to, rearing, bucking or pawing.
5. Disqualifications (should not be placed) include:
 - a. Failure by exhibitor to wear correct number in visible manner.
 - b. Inhumane treatment of horse.
 - c. Excessive schooling or training.
 - d. Fall by horse or rider.
 - e. Illegal use of hands on reins.
 - f. Use of prohibited equipment
 - g. Knocking over the cone.
 - h. Working on the wrong side of the cones.
 - i. Going off pattern.
- G. Suggested Final Scoring shall be on a basis of 0-20, with an approximate breakdown as follows:
 1. Score of 20: Excellent equitation including body position and use of aids. Pattern is performed promptly, precisely and smoothly.
 2. Score of 18-19: Generally excellent performance with one minor fault in appearance and position of exhibitor or execution of the pattern (performance).
 3. Score of 16-17: Generally good pattern execution and equitation with one minor fault in precision or execution of pattern (performance) or appearance and position of exhibitor.
 4. Score of 14-15: Average pattern that lack quickness or precision, or rider has obvious equitation flaws that prevent effective horsemanship, or commits two or three minor faults in the performance or appearance and position of exhibitor.
 5. Score of 12-13: One major fault or several minor faults in the performance and/or appearance and position of exhibitor that precludes effective communication with the horse.
 6. Score of 10-11: Two major faults or many minor faults in the per-

formance or appearance and position of exhibitor.

7. Score of 6-9: Several major faults or one severe fault in the performance or appearance and position of exhibitor. Exhibitor demonstrates a complete lack of riding ability or commits a severe fault in the performance or appearance and position of exhibitor.
8. Score of 1-5: Exhibitor commits one or more severe faults in the performance or appearance and position of exhibitor, but does complete the class and avoids disqualification.

AM-120. Amateur Breakaway Roping

This is a timed event with a one-minute time limit.

- A. **WESTERN ATTIRE.** See Rule SC-270.A. Exception: Safety helmet optional.
- B. **WESTERN TACK.** See Rule SC-270.B.
- C. This event shall be performed following the same general rules as youth tie-down roping.
- D. Horse must start from behind a barrier. A 10-second penalty will be added to the time for breaking the barrier. Calves or hornless cattle must be used.
- E. Two loops will be permitted. One or two ropes are to be tied to the saddle horn by a heavy string, in such a manner as to allow rope to be released from the horn when the calf or hornless cattle reaches the end of the rope. A visible cloth or flag must be attached to the end of the rope tied to the horn to make it easier for the flagger to see it break free.
- F. Should the roper desire to use a second loop, he may either recoil if carrying only one rope or use a second rope tied to the saddle horn. If the second loop falls loose, it cannot be rebuilt.
- G. The contestant may free his first rope from the horn after a miss before getting his second loop ready if he wishes.
- H. The contestant shall receive no time should he break the rope from the horn by hand or touch the rope or string after the catch is made. If the rope dallies or will not break free when the calf reaches the end of it, the contestant will receive no time.
- I. Time will be called from drop of flag at barrier to the break of rope string from the saddle horn. A legal catch is to be any loop that goes completely over the head of the calf or hornless cattle's body, causing the rope to break away from the saddle horn. Roping the calf or hornless cattle without releasing the loop from the hand is not permitted.
- J. The contestant shall not attempt to rope the animal until the barrier flag has been dropped. Any attempt by a contestant to position his horse behind the barrier, enabling the contestant to rope the calf or hornless cattle without leaving the barrier or box, shall be considered a disqualification.
- K. Rope may not pass through bridle, tie-down, neck rope or any other device.
- L. A judge may, at his discretion, use the ring steward, other show officials or approved APHA judges to assist as barrier judges and to help determine legal catches or any rule infractions.
- M. It is recommended, whenever possible, the judge be on horseback and flag the class.

AM-125. Amateur Goat Tying

- A. **WESTERN ATTIRE.** See Rule SC-270.A. Exception: Safety helmet optional.
- B. **WESTERN TACK.** See Rule SC-270.B.
- C. **STARTING LINE.** The regular roping score line will be used as the starting line where arena conditions permit; if not used, the starting line would be at least fifteen (15) yards (13.71m) from the chutes.
 1. **Distance to Goat.** There is no set distance from the starting line to

the goat but a minimum of fifty (50) yards (45.72m) is desirable. Arena conditions will govern this distance.

2. **Goat Staked.** The goat should be tied to a stake with a rope at least ten (10) feet (3m) in length, the stake should be pounded completely into the ground so that no part of it is visible or above ground.
- D. **PROCEDURE.** The contestant must be mounted on a horse and must ride from the starting line to the goat, dismount from the horse, throw the goat by hand and tie any three legs together with a leather string or piggin string, then stand clear of the goat.
 1. **Goat Tie.** The goat's legs must be crossed and tied. The tie will be passed on by the field judge; if the tie is not secure for five seconds, the contestant will receive no time.
- E. **TIMING.** This is a timed event with a one-minute time limit. Timing will start when a contestant crosses the starting line and will stop when the completion of the tie is signaled. For time calculations, see Rule SC-290.D.5.
 1. A five-second penalty will be assessed if the hat or helmet is not on the exhibitor's person for the entire time the exhibitor is in the arena.
 2. **Goat or Rope Run Over.** Should the contestant run over the goat or rope with his horse while mounted, he will be fined ten (10) seconds.
 3. **Goat Breaks Away.** If the goat breaks away because of the fault of the horse, the contestant will receive no time. If the goat should break away, it will be left to the judge's discretion whether or not a rerun will be permitted.

AM-135. Team Roping

- A. For rules governing this event see Rule SC-285., the Amateur being judged may be assisted by anyone, Amateur or non-Amateur.
- B. Time Limit. For the horse being judged, there is a time limit of one-minute or two loops, whichever comes first.
- C. Any Amateur heeler 60 years or older and may tie on. Under no circumstances will any header be permitted to tie on. Heelers who tie on are required to use a quick release for tied on ropes.
- D. When the heeling horse is being judged, a headloop must be placed on the steer's head or horns before the animal leaves the chute.

AM-140. Amateur Working Cow Horse

- A. For rules governing this event, see Rule SC-265.

AM-141. Amateur Limited Working Cow Horse

- A. For rules governing this event other than those listed in this rule, see Rule SC-265.A.-D., SC-265.G.-H., and SC-265.J.-M.
 1. Riders cannot have shown down the fence 3 actual runs in any judged classes or events with the exception of horse sales. Being entered in a class which includes the fence work will be counted as going down the fence regardless if the rider boxed the cow and pulled up before the run was completed. The responsibility for eligibility lies with the competitor. If an individual feels a competitor is not eligible for a class, the burden of proof lies with the person who protests.
 2. After Amateur competitors reach the age of 50, they may fall back into the Limited Amateur class. However, they may not go down the fence again in any judged classes or events with the exception of horse sales and remain in the Limited Amateur class. Competitors

may fall back to the Limited Amateur class only one time.

- B. **COW WORK GUIDELINES.** The goal of this class is to introduce the rider to the “boxing” phase of the cow work. Judging begins when the contestant enters the arena. There shall be no schooling between the completion of the rein work and the cow work, or between cows, if a new cow is awarded. The penalty for this is zero (0). Each contestant, upon receiving a cow in the arena, shall hold that cow on the prescribed end of the arena for a sufficient amount of time to demonstrate the ability of the horse and rider to control the cow. The judge will blow the whistle signaling the end of the work. The horse will be scored using the limited cow work scoring guidelines.
- C. **PENALTY POINTS.**
1. 1 Point.
 - a. Loss of working advantage.
 - b. Working out of position.
 2. 3 Point.
 - a. Loss of control and animal leaves the end of arena.
 - b. Second loss of control and animal leaves end of arena. Cow work is terminated.
 3. 5 Point.
 - a. Spurring or hitting in front of cinch.
 - b. Blatant disobedience, defined as obviously insubordinate.
 4. 0 Score.
 - a. Turn tail.
 - b. Using two (2) hands on the reins except when using a snaffle bit or hackamore.
 - c. Fingers between the reins.
 - d. Balking.
 - e. Out of control.
 - f. Bloody mouth (inside).
 - g. Illegal equipment.
 - h. Leaving the work area before the pattern or work is complete.
 - i. Fall of horse or rider.
 - j. Schooling of the horse between the rein work and cow work.
 - k. Schooling of the horse between cows if a new cow is awarded.
 - l. Failure of an exhibitor to attempt to complete the pattern.
 5. Credits.
 - a. Maintaining control of cow at all times.
 - b. Maintaining proper position.
 - c. Degree of difficulty.
 - d. Eye appeal.
- D. Points earned in this class will count for ROM and Superior Event only. Points in this class will not count toward any other APHA awards.

FOR RULES TO OTHER APPROVED AMATEUR PERFORMANCE EVENTS NOT LISTED IN THIS SECTION, REFER TO THE CORRESPONDING OPEN EVENT IN THE SHOW & CONTEST SECTION OF THIS RULE BOOK.

AM-200. Novice Amateur Division

A. **INTERPRETATION OF RULES.** All rules pertaining to Amateur shall govern the Novice Amateur.

AM-205. Novice Amateur Eligibility

A. **QUALIFICATIONS.** Same as Amateur. See Rule AM-010. In addition:

- 1. **Point Limitation.** Novice Amateur eligibility will be determined on a per-category basis (see Rule AM-250.A.) at the time application for status is made. The APHA reserves the right to check all equine associations/registries for points and/or money earned.
- 2. Points earned in other associations will be re-valued using the other association's "Superior Award" value compared to APHA's (50 points) before being compiled for APHA Novice eligibility. Money earned will count as-is.

Breed	Points Required For Superior	"Relative" APHA value of 1 point
APHA	50	1.00
AQHA	50	1.00
Appaloosa	60	0.83
Pinto	175	0.30
Palomino	200	0.25
Australian QHA	60	0.83
Am. Buckskin Reg.	50	1.00
Arabian HA	150	0.33
Intl. Buckskin HA	90	0.55
POA (*ROM)	500	0.10

- a. To be eligible for Novice Amateur status in a category the applicant cannot have earned twenty (20) revalued performance points (Open, Amateur and/or Youth combined) in that category in any recognized equine association including, but not limited to APHA, AQHA, ApHC, IBHA, PHBA, PtHA, AHA, AMHA, ABRA and POA.
 - b. To be eligible for Novice Amateur status in a category the applicant cannot have earned fifty (50) revalued Novice Amateur or Novice Youth points combined in that category in any recognized equine association including, but not limited to APHA, AQHA, ApHC, IBHA, PHBA, PtHA, AHA, AMHA, ABRA and POA.
 - c. To be eligible for Novice Amateur status in a category the applicant cannot have earned \$2,500 in prize money in classes included in that category in any recognized association, including but not limited to NSBA, NRHA, NCHA NBHA, WPRA and PRCA.
 - d. To be eligible for Novice Amateur status in a category, the applicant cannot have won a World Champion or Reserve World title in any recognized equine association, including but not limited to APHA, AQHA, ApHC, IBHA, PHBA, PtHA, AHA, AMHA, ABRA and POA.
- 3. **Year Long Eligibility.** If an individual is considered a Novice upon application they will be considered a Novice for that calendar year regardless of points and/or money earned.
 - 4. Individuals that have, at any time, been ineligible for Amateur status according to Rule AM-010.A.2.-3. are not eligible for Novice Amateur status.

- 5. **Renewed Eligibility for Novice Amateur status.** An individual who previously became ineligible for Novice Amateur status in a category due to the point restriction, World or Reserve World Championship title, or earnings, may have their Novice Amateur status in

that category restored if, in the 10 years prior to their re-application, they have not earned any performance points, money or a World Champion or Reserve World Champion title in any recognized equine association, in that category, including but not limited to APHA, AQHA, ApHC, IBHA, PHBA, PtHA, AHA, AMHA, ABRA, POA, NCHA NBHA and NRHA.

AM-210. Novice Amateur Application/Renewal

- A. **NOVICE AMATEUR EXHIBITOR CARD.** Every exhibitor competing in a Novice Amateur class must possess a current Amateur exhibitor card stating novice status and be in good standing with the APHA. **Show management must inspect the current card, photocopy of the current card, or a temporary card at each show.**
1. Application/Renewal. Application/renewal for a Novice Amateur card shall be made on a form provided by APHA, available from them at no charge, and returned with application fees as provided below. A temporary Novice card may be applied for through the show secretary at an APHA-approved show.
 - a. Annual Fee. There shall be an annual APHA charge for said card. Cards are valid through December 31 of the current year. Fee non-refundable. See front of Rule Book for fees.
 - b. Associated Fees. Same as Amateur. See Rule AM-015.A.4-7.
 2. Falsifying a Novice Amateur Application. Will result in disciplinary action.
- B. **OWNERSHIP REQUIREMENTS.** Same as Amateur. See Rule AM-020.

AM-215. Novice Amateur Titles and Awards

- A. **NOVICE AWARDS.** Novice Amateur awards are based solely on Novice Amateur points earned. ROM, Novice Amateur Honor Roll-Top 10, Novice Amateur Superior, Novice Amateur of the Year-Top 20, Zone Awards-Top 5.
1. Points not Eligible for Amateur Awards. Novice Amateur points may not be used for any of the Amateur Awards (ROM, Year-End, etc.) or show all-arounds.
- B. **FRAUDULENT CLAIMS OR ADVERTISING OF APHA TITLES OR AWARD.** The registration certificate of any horse may be revoked permanently by the Association if the owner thereof fraudulently advertises, claims or holds forth that this certain horse is entitled to a title or award prior to the title being officially awarded by the Association.

AM-220. APHA Novice Amateur Superior (Event) Horse

- A. See Rule AM-050.A.-D. for guidelines. See Rule SC-030 for method of tabulation and for points see Rule SC-060.

AM-225. APHA Novice Amateur Honor Roll Award

- A. The Novice Amateur earning the most points in each novice amateur event during one calendar year will receive an appropriate award. Novice Amateurs and their horses placing second through tenth will receive an appropriate certificate. In order to be eligible for this award, a minimum of eight (8) points must be earned.
- B. Points earned in events listed in AM-250, excluding Limited Working Cow Horse, are eligible for this award.

AM-230. APHA Novice Amateur Top 20 Awards

- A. Year end awards will be given to the twenty Novice Amateurs who earn the most points with one horse in novice performance classes. A contestant may exhibit more than one horse; however, the points earned by

the Novice Amateur with each horse will be compiled separately. See Rule AM-060.

1. Points will be compiled on a one-horse, one-novice amateur basis in the novice amateur events listed in AM-250, excluding categories XVIII and XIX.
2. Points are to be awarded on the same basis used in the open division (see Rule SC-060).
3. Total novice amateur points will be compiled on Novice Amateur exhibitors from January 1 through December 31. A maximum of 20 APHA-approved shows may be used, from which their total points will be tabulated. Each show may consist of the main judge and ancillary judges (JU-000.G.6.). A main judge may only be counted from two (2) shows. One alternate show will be used in case of a tie.
4. Novice Amateurs must meet eligibility and ownership requirements (see Rule AM-010 and AM-020).

AM-235. APHA Novice Amateur Register of Merit

- A. See Rule AM-055.A.-E. for guidelines. See Rule SC-055 for method of tabulation.

AM-240. APHA Novice Amateur Zone Award

- A. This award would be to recognize the top five Novice /Amateurs living in each of the zones. This award is based on total cumulative points earned within their respective zones. (See Rule SC-105.B.3.f-g. for states listed in the respective zones.)
1. Minimum eight points to qualify. To qualify for any of the Zone titles or awards, the horse must have earned at least eight points in that zone during the year.
 2. Points earned in events listed in AM-250, excluding categories XVIII and XIX, are eligible for this award.
- B. Tie Breaker System:
1. Horse with greatest number of performance points.
 2. The most points earned in the fewest number of shows.

AM-245. Novice Amateur General Show Rules

- A. **MINIMUM CLASSES OFFERED.** If Novice Amateur classes are offered, a minimum of three Novice classes must be offered and the corresponding APHA Amateur classes must also be offered.
- B. **ORDER OF CLASSES.** The Novice Amateur class must be held prior to the corresponding Amateur class.
1. Exhibit in Both Novice/Amateur. Novice Amateurs may exhibit in the corresponding Amateur class.
- C. **JUDGING OF CLASSES.** Novice Amateur classes will be judged in accordance with the corresponding Amateur or Open rule for that particular event or contest.
- D. **DISQUALIFICATIONS.** See Rule SC-160.I. 1-3.
- E. Each regional club, individual or organization is eligible for one or more sets of all Novice Amateur and/or all Novice Youth multi-judged shows per year. See Rule SC-105.
- F. **CONTESTANTS EXHIBITING THE SAME HORSE.** *A horse may not be shown by more than one exhibitor in the same event in the Novice Amateur division (all age classes) at the same horse show. Example: A horse being exhibited in Novice Amateur Trail may not be exhibited in Novice Amateur Trail by another exhibitor at the same horse show. However, a horse being exhibited in Novice Amateur Western Pleasure may be exhibited in Novice Amateur Trail and/or Amateur Walk-Trot*

Trail by another exhibitor at the same horse show as these classes cannot be combined.

AM-250. Novice Amateur Performance/Equitation Categories

A. **APPROVED CLASSES/CATEGORIES.** The following performance classes have been divided into *twenty (20)* categories and are approved for Novice Amateur Points and/or Awards. Exception: Open or Amateur Halter events, Yearling Longe Line *and Yearling In-Hand Trail* are not approved events for Novice Amateurs.

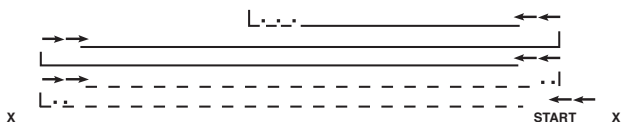
- | | |
|--|--|
| 1. Category I <ul style="list-style-type: none">a. Barrel Racingb. Goat Tyingc. Pole Bendingd. Stake Race | 9. Category IX <ul style="list-style-type: none">a. Horsemanship |
| 2. Category II <ul style="list-style-type: none">a. Western Riding | 10. Category X <ul style="list-style-type: none">a. Hunt Seat Equitation |
| 3. Category III <ul style="list-style-type: none">a. Jumpingb. Working Hunter | 11. Category XI <ul style="list-style-type: none">a. Trail |
| 4. Category IV <ul style="list-style-type: none">a. Pleasure Drivingb. Utility Driving | 12. Category XII <ul style="list-style-type: none">a. Team Penningb. Ranch Sorting |
| 5. Category V <ul style="list-style-type: none">a. Showmanship | 13. Category XIII <ul style="list-style-type: none">a. Hunter Hack |
| 6. Category VI <ul style="list-style-type: none">a. Breakaway Ropingb. Tie-Down Ropingc. Headingd. Heelinge. Steer Stopping | 14. Category XIV <ul style="list-style-type: none">a. Reining |
| 7. Category VII <ul style="list-style-type: none">a. Western Pleasure | 15. Category XV <ul style="list-style-type: none">a. Working Ranch Horse |
| 8. Category VIII <ul style="list-style-type: none">a. Hunter Under Saddle | 16. Category XVI <ul style="list-style-type: none">a. Cutting |
| | 17. Category XVII <ul style="list-style-type: none">a. Hunt Seat Equitation Over Fences |
| | 18. Category XVIII <ul style="list-style-type: none">a. Cowboy Mounted Shooting |
| | 19. Category XIX <ul style="list-style-type: none">a. Dressage |
| | 20. Category XX <ul style="list-style-type: none">a. <i>Working Cow Horse</i> |

AM-255. Novice Amateur Working Ranch Horse

A. For rules governing this event other than those listed in this rule, see Rule SC-301.

B. **NOVICE AMATEUR WORKING STOCK HORSE CLASS.** A versatile Western stock horse must also be a cow horse and this class has been designed to demonstrate and measure the horse's ability to do cow work. Holding the saddle horn is permitted in this class. The rider will enter the arena and perform the cow horse pattern. After calling for the cow, the rider will have 1 minute to work the cow. At 1 minute, the announcer will call time. The judge may blow a whistle at any time for the contestant to cease work for safety reasons. Judge will give credit for what they have seen.

1. The work in the cow horse class will consist of the following two parts:
 - a. Cow Horse Pattern (marker placement shall be a minimum of 20 feet from the wall.) The rider shall trot into the arena, trot to first cone and start pattern.



1. Extended trot to second cone. Stop. Back two steps. Rollback to right.
2. Extended trot back to first cone. Stop. Back two steps. Rollback to left.
3. Lope to second cone. Stop. Rollback to right.
4. Lope to first cone. Stop. Rollback to left.
5. Lope past center. Stop. Back. Pivot 90 degrees toward cattle and call for cow to be worked.
- b. Boxing the Cow. The rider shall signal for their cow to be turned into the arena. Upon entry into the arena, the cow shall be controlled on the entry end of the arena for one minute to demonstrate the horse's ability to "hold" the cow. If the cow does not immediately challenge the horse, the rider shall aggressively move in on the cow to demonstrate his horse's ability to drive and block the cow on the entry fence.
2. Scoring for the working stock horse class shall be twenty (20) points for the dry work and forty (40) points for the cow work for a total of sixty (60) points for the entire class.
 - a. Scoring for Part 1 – Cow Horse Pattern, maximum of twenty (20) points.
 1. Credits.
 - a. Good, hard, straight stops.
 - b. Correct rollbacks.
 - c. Correct gaits.
 2. Deductions.
 - a. Failure to complete pattern as described.
 - b. Poor stops.
 - c. Poor turns.
 - d. Poor backing.
 - b. Scoring for Part 2 – Boxing, maximum of (40) forty points.
 1. Credits.
 - a. Expression by the horse and making moves with little rider assistance.
 - b. Holding and controlling the cow.
 - c. Amount of work actually done and the degree of difficulty of the work.
 2. Deductions.
 - a. Missing cow badly on turns.
 - b. Horse having to be handled excessively.
 - c. Letting cow escape.

AM-300. Amateur Walk-Trot Division

- A. ATTIRE AND TACK. Attire and tack must meet the standards in Rules SC-235 and SC-240, SC-195.A. and SC-200.A.
- B. AGE. This division is for Amateurs 19 and over.
- C. ELIGIBILITY. All participants in this division must meet Amateur Eligibility as outlined in AM-010, and hold a current Amateur card, which will be applied for annually and limit that exhibitor to those classes only for that calendar year. He or she MAY also enter halter, showmanship (in addition to Walk-Trot), yearling in-hand trail and yearling longe line

classes; but MAY NOT enter any lope classes at any show where APHA-approved classes are held. If no Walk-Trot classes are offered for this age group, the exhibitor cannot show in any other division (unless otherwise specified) unless he/she reclassifies. Reclassification prevents the exhibitor from showing in Walk-Trot classes for the remainder of that calendar year. The exhibitor may reapply the following year for classification in Walk-Trot.

- D. OWNERSHIP. All participants in this division must meet the ownership requirements as outlined in AM-020.
- E. POINTS. Points earned in this class will count toward APHA Amateur Walk-Trot Register of Merit, Superior Event and Honor Roll awards only. Points in this class will not count toward any other APHA awards including Breeders' Trust payouts.
- F. CLASSES WHICH MAY BE OFFERED.
 - 1. Showmanship. To be judged in the same manner as any other showmanship class, but at the walk only.
 - 2. Western Pleasure. To be judged in the same manner as any other Western pleasure class but omitting the lope.
 - 3. Western Horsemanship. To be judged with a simple pattern but omitting the lope. Will not be asked to mount or dismount.
 - 4. Trail. Scored the same as any other trail class but omitting the lope. Will not be asked to ground tie. A minimum of four and a maximum of six obstacles is required.
 - 5. Hunter Under Saddle. To be judged the same as any other hunter under saddle class, but omitting the canter or hand gallop.
 - 6. Hunt Seat Equitation. To be judged with a simple pattern but omitting the canter. Will not be asked to drop irons, mount or dismount.
- G. This division is not intended for World Show competition.
- H. **CONTESTANTS EXHIBITING THE SAME HORSE.** *A horse may not be shown by more than one exhibitor in the same event in the Amateur Walk-Trot division (all age classes) at the same horse show. Example: A horse being exhibited in Amateur Walk-Trot Trail may not be exhibited in Walk-Trot Trail by another exhibitor at the same horse show. However, a horse being exhibited in Amateur Walk-Trot Western Pleasure may be exhibited in Amateur Walk-Trot and/or Novice Amateur Trail by another exhibitor at the same horse show as these classes cannot be combined.*

FOR RULES TO APPROVED NOVICE AMATEUR PERFORMANCE EVENTS NOT LISTED IN THE AMATEUR OR THIS SECTION, REFER TO THE CORRESPONDING OPEN EVENT IN THE SHOW AND CONTEST SECTION OF THIS RULE BOOK.

Youth Program

YP-000 Youth Program Rules and Regulations

The following Rules and Regulations shall become effective January 1 of the current year, and thereupon all Rules and Regulations and parts thereof heretofore in force are hereby repealed.

YP-005. Membership

- A. **PRIVILEGES AND FEE.** Each AjPHA member in good standing, defined as a member currently free of disciplinary restrictions, shall be entitled to voting privileges. AjPHA memberships must be purchased under one individual's name. Membership fee (see fee schedule). See Rule GR-020.K.&L.
1. An annual membership (see fee schedule) consists of a 12-month period beginning with the month of purchase (based on postmark, postal meters not acceptable), and expiring the last day of the subsequent 12th month. (Example: If membership is postmarked February 20, it expires January 31 of the following year.) Exception: youth memberships automatically expire on December 31 of the year in which the youth is 18 years of age as of January 1.
 2. A 3-year membership (see fee schedule) consists of a 36-month period beginning with the month of purchase (based on postmark, postal meters not acceptable), and expiring the last day of the subsequent 36th month. Exception: youth memberships automatically expire on December 31 of the year in which the youth is 18 years of age as of January 1.
 3. A j-Term membership (see fee schedule) begins with purchase and is valid through December 31 of the year in which the youth is 18 years of age as of January 1.
 4. **BIRTH DATE.** The youth's birth date must be received in the APHA office prior to receiving awards. A birth certificate may be required should any question arise as to the authenticity of the birth date submitted to the APHA office.
 5. A current AjPHA membership will be mandatory to exhibit at an APHA-approved show (see SC-160.A.) Exception: Leadline or Walk-Trot classes. Show management must inspect the current card, legible photocopy of the current card, or a temporary card at each show. Application/renewal for an AjPHA membership card shall be made on a form provided by APHA, available from them at no charge, and returned with applicable fees as provided. A temporary membership card may be applied for through the show secretary at an APHA-approved show. See Rules GR-020.H., SC-160.A. and AM-015.A.

YP-010. Youth Eligibility

- A. **AGE.** The age limit for Youth Classes is eighteen (18) years of age. The minimum age of a youth exhibitor will be five (5) years of age with the exception of Leadline. For APHA purposes, the age of an individual on January 1 shall be maintained throughout the entire calendar year.
- B. **MARRIAGE.** Individuals, regardless of age, who are or have been married are ineligible to compete in Youth classes.
- C. **BIRTH DATE.** The youth's birth date must be received in the APHA office prior to receiving awards. A birth certificate may be required should any question arise as to the authenticity of the birth date submitted to the APHA office.
- D. **REMUNERATION.** A Youth may affect future Amateur eligibility by having shown, ridden, judged, trained or assisted in training a horse for remuneration, either directly or indirectly, or received compensation for

instructing another person in riding in the previous five years prior to the date applying for an Amateur card. See Rule AM-010.

YP-015. Ownership

- A. **ELIGIBILITY.** A horse exhibited in Youth classes does not have to be owned by the contestant showing the horse, however, in order to be eligible for the various APHA points, titles and awards *sponsored by the APHA* and for exhibiting at shows sponsored by the APHA (i.e., World Show), the horse must be owned by the Youth and/or the youth's family (mother, father, stepparent, brother, sister, stepbrother, stepsister, half-brother, half-sister, aunt, uncle, nephew, niece, inlaw (brother, sister), legal guardian, grandparent or step-grandparent), family owned corporation, ranch or farm. Exception: Leadline or Walk-Trot classes. See Rule GR-020.K.1. and RG-035.B.1 regarding legal guardianship.
1. Points earned by individuals showing horses not owned as described in YP-015.A., will be recorded by the APHA and will count only for the purpose of determining Novice Youth eligibility.
 2. **Horses Under Lease.** Horses under lease to, but not owned by any of the above named persons, do not qualify for the APHA Youth points and/or awards.
 3. **Horses Owned In Partnership.** Horses owned in partnership or jointly with any person other than those listed above are not eligible for APHA Youth points or awards. To be eligible to earn APHA points, the Youth exhibitor must be related to each name listed on the horse's registration certificate and/or every owner of the farm/business/partnership.
 4. **Horses Registered In The Name Of A Non-Family Owned Farm Or Ranch.** Horses registered in the name of a farm or ranch other than the youths family as listed above are not eligible for APHA Youth points or awards.
- B. **EVIDENCE OF OWNERSHIP.** Ownership must be evidenced by the records of the APHA. Throughout these rules, the above shall stand as ownership requirements.
- C. **TRANSFER OF OWNERSHIP.** The exhibitor must be able to prove ownership at the time of the show by presenting the APHA registration certificate or a legible photocopy with the correct owner or owner's name printed on the certificate by the APHA office.
- D. Exhibitors not meeting ownership requirements will lose any APHA points earned but will maintain placings. The total number of entries in the class and the placings of the other exhibitors will not change.

YP-020. APHA Youth Titles/Awards Requirements

- A. **APHA RESERVED YOUTH TITLES AND/OR AWARDS.** All APHA Youth Titles and Awards listed in the APHA Youth section of the APHA Rule Book are reserved by the APHA for its express use and will be awarded to the owner of record at the time the award is earned.
- B. **REGISTRATION REQUIREMENTS.** Titles will be awarded to any Youth/horse, which has been issued a registration certificate by the APHA, provided said Youth and horse meet the Title or Award requirements. See Rule SC-165.A.
- C. **ONE HORSE-ONE YOUTH.** Points toward all Titles and Awards will be tabulated on a **one horse-one youth basis**. In the event a horse is sold to any party other than specified in Rule YP-015., a new start **in acquiring points** must be made by the new owner.
- D. **OWNERSHIP/ELIGIBILITY REQUIREMENTS.** See Rules YP-010. and YP-015.

- E. **POINTS.** Points shall be awarded as outlined in Rule SC-060.A. Exception. Youth Showmanship at Halter and Youth Halter points shall be awarded to any mare or gelding registered, regardless of horse's age, (except weanlings) provided the Youth meets eligibility and ownership requirements of Rules YP-010 and YP-015.
- F. **APHA RECORD NOTATION.** Proper notation shall be made of all APHA Youth Titles and Awards issued in the records of the APHA.
- G. **FRAUDULENT CLAIMS OR ADVERTISING OF APHA TITLES OR POINTS.** The registration certificate of any horse may be revoked permanently by the Association if the owner thereof fraudulently advertises, claims or holds forth that this certain Youth/horse is entitled to a title or award prior to the title being officially awarded by the Association.

YP-025. Performance Contest Categories

- A. **CATEGORIES.** The following performance contests have been divided into **nine (9)** categories and are approved for points and/or awards. Exception: See Rule SC-301.

- | | |
|---|--|
| <ul style="list-style-type: none"> 1. Category I <ul style="list-style-type: none"> a. Youth Barrel Racing b. Youth Pole Bending c. Youth Stake Race d. Youth Goat Tying e. Youth Team Penning f. Youth Ranch Sorting 2. Category II <ul style="list-style-type: none"> a. Youth Reining b. Youth Western Riding c. Youth Trail 3. Category III <ul style="list-style-type: none"> a. Youth Working Hunter b. Youth Hunter Hack c. Youth Jumping 4. Category IV <ul style="list-style-type: none"> a. Youth Cutting b. Youth Tie-Down Roping c. Youth Team Roping Heading d. Youth Team Roping Heeling e. Youth Steer Stopping | <ul style="list-style-type: none"> Category IV continued <ul style="list-style-type: none"> f. Youth Breakaway Roping g. Youth Working Cow Horse h. Youth Limited Working Cow Horse (eligible for ROM and Superior Event only) 5. Category V <ul style="list-style-type: none"> a. Youth Hunter Under Saddle b. Youth Western Pleasure 6. Category VI <ul style="list-style-type: none"> a. Youth Hunt Seat Equitation b. Youth Hunt Seat Equitation Over Fences c. Youth Showmanship d. Youth Western Horsemanship 7. Category VII <ul style="list-style-type: none"> a. Working Ranch Horse 8. Category VIII <ul style="list-style-type: none"> a. Cowboy Mounted Shooting 9. Category IX <ul style="list-style-type: none"> a. Dressage |
|---|--|

If a class is not listed in these categories, refer to individual class rules for award eligibility.

- B. **Solid Paint-Bred/Breeding Stock Performance Categories.** The performance contests have been divided into seven categories and are approved for points and/or awards for Solid Paint-Bred/Breeding Stock horses as listed in Rule YP-025. A. Exception: In Category VI, Solid Paint-Bred/Breeding Stock Youth Showmanship, may be divided into age groups (13 and under or 14 -18).

YP-030. APHA Superior Youth Champion Award

- A. **TITLE.** The title APHA Superior Youth Champion will be awarded to any Youth/horse combination which meet the qualifying Rules YP-010., YP-015. and YP-020. and these Title/Award requirements.
- B. **NO TIME LIMIT IN EARNING POINTS.** Points toward an APHA Superior Youth Championship need not be earned in any one year. They may be accumulated until the youth exhibitor reaches the eighteenth year age limit.
- C. **POINTS.** The Youth/horse combination have won a total of at least 270

points in recognized Youth halter and Youth performance classes in APHA approved "A" shows.

1. **Halter.** At least 30 of those points have been won in Youth halter classes and of these 30 points a maximum of 15 points may be earned as a yearling.
 2. **Performance.** At least 240 of those points have been won in the Youth performance classes specified in Rule YP-025, excluding Youth Limited Working Cow Horse and categories VIII and IX.
 3. **Superior Event.** Have earned a Superior in four (4) of the categories specified in Rule YP-025, excluding Youth Limited Working Cow Horse and categories VIII and IX.
 4. **ROM.** Have earned a ROM in four of the categories specified in Rule YP-025, excluding Youth Limited Working Cow Horse and categories VIII and IX, in an event other than that in which the qualifying Superiors were won.
- D. **AWARD.** In the event that this title is awarded, an appropriate award shall be prepared and presented to the Youth exhibitor of the said horse at the next AjPHA Banquet of the American Junior Paint Horse Association.
- E. **RETROACTIVE.** This award shall be retroactive.

YP-035. APHA Youth Champion Award

- A. **TITLE.** The title APHA Youth Champion will be awarded to any Youth/horse combination which meet the qualifying Rules YP-010., YP-015. and YP-020. and these Title/Award requirements.
- B. **NO TIME LIMITS IN EARNING POINTS.** Points toward the APHA Youth Championship need not be earned in any one year. They may be accumulated until the Youth exhibitor reaches the eighteenth year age limit.
- C. **POINTS.** The Youth/horse combination must have earned a total of forty (40) or more points in youth competition in official shows recognized by the APHA provided:
1. Shows And Judges. That the points have been won in five (5) or more youth shows or contests and under (5) or more judges.
 2. Halter Points. That at least sixteen (16) points have been won in youth halter classes and of these sixteen (16) points, a minimum of ten (10) points must be won in either A or B class shows. See Rules SC-055. and SC-060.A. Exception: Points shall be awarded to yearlings in their respective halter classes with a maximum of ten (10) halter points to qualify for a Championship.
 3. Performance Points. That at least sixteen (16) of these points have been won in youth performance classes or contests, and with a minimum of five (5) points each having been earned in at least two (2) categories of youth performance events and cannot be earned in a combination of categories, as set forth in Rule YP-025.
Note: Only categories I through V and VII and VIII, excluding Youth Limited Working Cow Horse, will be used for tabulation of the sixteen (16) youth performance points for an APHA Youth Champion.
 4. **Remaining Points Needed.** The remaining eight (8) points may be earned in any youth events listed in Rule YP-025. or Youth halter, excluding Youth Limited Working Cow Horse and category IX.
- D. **AWARD.** In the event the title of APHA Youth Champion is awarded, an appropriate award shall be prepared for the Youth exhibitor by the APHA office.

YP-040. APHA Youth Performance Versatility Award

- A. **TITLE.** The title APHA Youth Performance Versatility Award will be awarded to any Youth/horse which meet the qualifying Rules YP-010., YP-015. and YP-020. and these Title/Award requirements.
- B. **NO TIME LIMIT IN EARNING POINTS.** Points toward the APHA Youth Performance Versatility need not be earned in any one year. They may be accumulated until the Youth exhibitor reaches the eighteenth year age limit.
- C. **ROM.** To earn the title of APHA Youth Performance Versatility Award, five ROM's must have been earned in the performance events listed in Rule YP-025, excluding Youth Limited Cow Horse. One of these ROM's must have been earned in Showmanship at Halter.
- D. **SUPERIOR RATING.** A Superior rating must have been earned in one of these five events.
- E. **AWARD.** In the event the title of APHA Youth Performance Versatility is awarded, a certificate shall be prepared for the Youth exhibitor by the APHA office.

YP-045. APHA Youth Superior Event Award

- A. **TITLE.** The title of APHA Youth Superior Event will be awarded to any Youth/horse which meet the qualifying Rules YP-010., YP-015. and YP-020. and these Title/Award requirements.
- B. **NO TIME LIMIT IN EARNING POINTS.** Points toward an APHA Youth Superior Event need not be earned in any one year. They may be accumulated until the Youth reaches the eighteenth year age limit.
- C. **POINTS.** To earn the title of APHA Youth Superior Event, fifty (50) or more points must have been earned in one approved halter or performance event. See Rule YP-085.B.1. and YP-090.B.-C. and E.-F. A Youth/horse combination may receive this title for each separate event in which it has earned at least fifty (50) points. See Rule SC-060.A.
- D. **CERTIFICATE.** When the title of APHA Youth Superior Event is awarded, a proper certificate shall be prepared for the Youth exhibitor by the APHA office.

YP-050. APHA Youth Register of Merit Award

- A. **TITLE.** The title of APHA Youth Register of Merit will be awarded to any Youth and Youth/horse combination which meet the qualifying Rules YP-010., YP-015. and YP-020. and these Title/Award requirements.
- B. **NO TIME LIMIT IN EARNING POINTS.** Points toward an APHA Youth Register of Merit need not be earned in any one year. They may accumulate until the Youth reaches the eighteenth year age limit.
- C. **PURPOSE.** The purpose of the Register of Merit is to establish a record of excellence.
- D. **POINTS.** The Youth/horse combination are advanced to the Register of Merit when they have competed in one or more of the APHA-approved Youth contests shown in Rules YP-085.B.1. and YP-090.B.-C. and E.-F. and have won at least ten (10) points in any one event as outlined in the scale of points for contests.
- E. **CERTIFICATE.** When the title of Youth Register of Merit is awarded, a proper certificate shall be prepared for the Youth exhibitor by the APHA office.

Year-End Awards

YP-055. APHA Youth Top 20 Award

- A. **TITLE/ELIGIBILITY.** Year end recognition will be given to the Youth/horse combinations who earn the most points in halter and per-

formance classes while meeting the qualifying Rules YP-010, YP-015 and YP-020 and the Title/Award requirements for each of the following divisions:

1. Youth 13 & Under - Top 20
 2. Youth 14-18 - Top 20
 3. Youth Solid Paint-Bred - Top 10
- B. Time Period. Total Youth points will be compiled for Youth/horse combinations from January 1 through December 31.
- C. Maximum Number Of Shows and Judges Counted. A maximum of 20 APHA-approved shows may be used from which their total points will be tabulated. Each show may consist of the main judge and ancillary judges (JU-000.H.6.). A main judge may only be counted from two (2) shows. One alternate show will be used in the case of a tie.
1. Eligible Points. Points earned in events listed in YP-085.B and YP-090.B-C, excluding Youth Limited Working Cow Horse, Cowboy Mounted Shooting and Dressage are eligible for this award. For Solid Paint-Bred, points earned in events listed in YP-085.C and YP-090.E-F, excluding Youth Limited Working Cow Horse, Cowboy Mounted Shooting and Dressage are eligible for this award.
- D. A contestant may exhibit more than one horse; however, the points earned by the Youth with each horse will be compiled separately.
- E. In order to be eligible for this award, a minimum of six (6) points must be earned.
- F. Award. When the titles of APHA Top 20 are awarded, buckles shall be prepared and presented to the Youth in each group (Rule YP-055.A.) by the APHA office.

YP-060. APHA Youth Honor Roll Award

- A. **TITLE/ELIGIBILITY.** The title of APHA Youth Honor Roll will be awarded to any Youth/horse combination which meet the qualifying Rules YP-010., YP-015., and YP-020. and these Title/Award requirements. The ten Youth and their horses in each of the following groups earning the most points in each Youth event during each calendar year from January 1 through December 31 each year will be awarded the title:
1. Youth 13 & Under
 2. Youth 14-18
 3. Youth Solid Paint-Bred
- B. **POINTS.** In order to be eligible for this award, a minimum of six (6) points must be earned.
1. Tabulation for Youth 13 & Under and 14-18 will be based on the age of the Youth due to combining and splitting of classes. Example: (Year) Honor Roll Youth 13 & Under (Event) Horse and (Year) Honor Roll Youth 14-18 (Event) Horse.
- C. **Award.** The Youth in each group (YP-060.A.1-3) earning the most points in each event during one calendar year will receive an appropriate award. See Rules YP-085.B.1., YP-085.C.1 & 2. and YP-090.B.-C. and E.-F, with the exclusion of Youth Limited Working Cow Horse.
- D. **CERTIFICATES.** The Top 10 Youth and their horses in each group (YP-060.A.1-3) placing second through tenth in each Youth event will receive an appropriate certificate.

YP-065. APHA Youth Zone Award

- A. **TITLE.** The title of APHA Youth Zone will be awarded to any Youth/horse combination in each age group which meet the qualifying Rules YP-010, YP-015 and YP-020 and these Title/Award requirements in the following divisions:

1. Youth 13 & Under
 2. Youth 14-18
 3. Youth Solid Paint-Bred
- B. **POINTS.** This award *recognizes* the top five (5) Youth and their horses in each group (YP-065.A.1-3) living in each of the Zones found on the APHA Zone Map. This award is based on total cumulative points earned within their respective zone from January 1 through December 31 of each year. See rule SC-105.B.3.f. for states listed in the respective zones.
1. Minimum six points to qualify. To qualify for any of the Zone titles or awards, the horse must have earned at least six points in that zone during the year.
 2. Eligible Points. Points earned in events listed in YP-085.B. and YP-090.B.-C., excluding Youth Limited Working Cow Horse, Cowboy Mounted Shooting and Dressage, are eligible for this award. For Solid Paint-Bred, points earned in events listed in YP-085.C and YP-090.E. & F, excluding Youth Limited Working Cow Horse, Cowboy Mounted Shooting and Dressage, are eligible for this award.
- C. **TIE BREAKER SYSTEM.**
1. Youth/horse with the greatest number of performance points.
 2. The most points earned in the fewest number of shows.
- D. **AWARDS.** First place in each group (YP-065.A.1-4) will receive an appropriate award. First through fifth place in each group will receive an appropriate certificate.

YP-070. Class and Show Approval

- A. **CLASSES.** The APHA strongly recommends that show management provide classes for Youth at all APHA approved shows.
- B. **SPONSORS.** See Rule SC-090.A. for eligible sponsors.
- C. **CLASSIFICATION OF SHOW.** Entries in Youth Activity classes will count toward classification of any APHA approved show.
- D. **YOUTH OR YOUTH/AMATEUR SHOWS.** All Youth and/or Youth/Amateur shows may be held separately from the independent APHA Open shows, and the APHA reserves the right to approve only one show per calendar year when sponsored by the same organization or show management.
- E. **MULTI-JUDGED SHOWS.**
1. Each regional club is eligible for one or more sets of all Amateur, all Novice Amateur, all Youth and/or all Novice Youth or one or more sets of combined Novice Amateur and/or Amateur and Novice Youth and/or Youth multi-judged shows per year. See Rule SC-105.
 2. Each regional club, individual or organization is eligible for one or more sets of all Novice Amateur and/or all Novice Youth multi-judged shows per year. See Rule SC-105.
- F. **APPROVAL/APPLICATIONS.** See Rule SC-090.A-O. for Youth Show approvals and applications.
- G. **RESULTS.** See Rules SC-125.A-F for Youth show Results.
- H. **JUDGES.** See Rules JU-000.A-K. for rules concerning judges.

YP-075. Youth Age Divisions

- A. **RECOGNIZED DIVISIONS.** The APHA recognizes the following age divisions for Youth. Youth must show in the appropriate age division based on their age as of January 1 of the current year. Any exceptions will be specified in the appropriate event.
1. **If One Class Is Offered.** If one class is offered it should be held for eighteen (18) years and younger.
 2. **If Two Classes Are Offered.** If two classes are offered it should be

for thirteen (13) years and younger and fourteen (14) through eighteen (18) years. See SC-185.D.

3. If Solid Paint-Bred/Breeding Stock Performance Category Classes are offered. One class should be offered and held for eighteen (18) years and younger. Exception: Solid Paint-Bred/Breeding Stock Youth Showmanship, may be divided into age groups (13 and under or 14 - 18.)
- B. **SPLITTING OR COMBINING AGE DIVISIONS.** Show management may combine or split age groups as justified by entries if there is unanimous consent of all involved exhibitors, however, if one division is not a two (2) point earning class, then show management may combine age groups, without unanimous consent of all exhibitors. Exception: Excluding Solid Paint-Bred/Breeding Stock Performance Category Classes except for Solid Paint-Bred/Breeding Stock Youth Showmanship. See Rule SC-060.A.

YP-080. Youth Program General Rules

- A. **HORSE PROPERLY REGISTERED.** Any Youth exhibitor must be able to prove that the horse is properly registered with the American Paint Horse Association. See Rule SC-165. Show management must inspect the original Registration certificate or photocopy of certificate for each horse entered in approved classes.
 1. **Photocopy.** If a photostatic copy is used, it must be made for the type of certificate which lists ownership with breeding information on the face of the certificate.
- B. **STALLIONS. STALLIONS CANNOT BE USED IN ANY APHA-APPROVED YOUTH CLASSES.**
 1. A youth must be at least 16 years of age to exhibit a stallion in open classes. See Rule SC-160.A.
- C. **ENTRY AND OWNERSHIP.** Entry shall be made in the name of the contestant and the entry must be signed by the parent or legal guardian of the exhibitor. If the exhibitor and owner is the same, that same name must be listed on the show result sheets as it appears on the Registration Certificate. For show entry fees see Rule SC-160.E.
- D. **ENTRY WITHDRAWAL.** See Rules SC-175.A. and SC-185.A.
- E. **ERRORS IN ENTRY.** The exhibitor is responsible for errors on the entry blanks. A horse entered in the wrong class may be transferred to its correct class after the judging program has been printed.
- F. **CONTESTANTS EXHIBITING THE SAME HORSE.** *A horse may not be shown by more than one exhibitor in the same event regardless of the youth age divisions (13 & under, 14-18 or 18 & under classes) at the same horse show. Example: A horse being exhibited in Western Pleasure 13 & under may not be exhibited in Western Pleasure 14-18 by another exhibitor at the same horse show. However, a horse being exhibited in Western Pleasure 13 & under may be exhibited in Novice Youth and/or Youth Walk-Trot Western Pleasure by another exhibitor at the same horse show as these divisions cannot be combined.*
- G. **RIDING TWO HORSES.** An exhibitor may exhibit a maximum of two horses in the following individual working events: Barrel Racing, Break-away Roping, Tie-Down Roping, Cutting, Team Penning, Goat Tying, Jumping, Pole Bending, Reining, Stake Race, Steer Stopping, Team Roping Heading, Team Roping Heeling, Ranch Sorting, Trail, Western Riding, Working Cow Horse, Limited Working Cow Horse and Working Hunter. Each horse may have only one rider per class.
- H. **REQUEST BY JUDGE TO CHANGE HORSES.** A judge may not ask the exhibitor to change horses with another exhibitor in any Youth event.

- I. **EXHIBITOR SECURED TO SADDLE.** Youth exhibitors may not be tied, buckled or fastened to a horse or any portion of the tack in Youth classes. EXCEPTION: Any person with a handicap which necessitates such assistance.
- J. **UNASSISTED ENTRY INTO ARENA.** All horses in Youth events, with the exception of leadline and walk-trot classes, must enter the arena unassisted.
- K. **TIMED EVENTS.** In all timed events, the horse must enter the arena unassisted. The exhibitor may enter the opening of the arena at the exhibitors' preferred speed. The gate will close once the horse is in the arena. The gate must remain closed and the horse come to a halt inside the arena before the gate is again opened.
 - 1. A five (5) second penalty will be assessed if the hat or helmet is not on the exhibitor's person for the entire time the exhibitor is in the arena in youth barrel racing, youth pole bending, or youth stake race.
- L. **SITUATIONS/EVENTS NOT SPECIFICALLY STATED.** FOR ANY SITUATION OR EVENT NOT COVERED BY YOUTH PROGRAM RULES AND REGULATIONS, THE RULES AND REGULATIONS APPLYING TO APHA APPROVED SHOW AND CONTESTS SHALL APPLY.
EXAMPLES:
 - 1. **UNSPORTSMANLIKE CONDUCT.** See Rule GR-040.G. and GR-066.
 - 2. **GO-ROUNDS.** See Rule SC-185.J.
 - 3. **HACKAMORE/SNAFFLE.** See Rule SC-240.D.E
 - 4. **DISQUALIFICATIONS.** See Rule SC-160.I. 1-3.

YP-085. Halter

- A. **POINTS.** See Rule SC-060. for distribution of points.
 - 1. **Geldings Listed as Stallions.** Geldings which are still listed as stallions according to APHA records at the time the show results are processed at the APHA office will be disqualified but entries will not be lowered.
- B. **APPROVED CLASSES.** Individual Halter Classes for mares and geldings are approved for Youth shows and points. Classes must be limited to horses of one sex. (See Rule SC-175.F.)
 - 1. **INDIVIDUAL CLASSES.**
 - a. Mares (All Ages).
 - b. Geldings (All Ages).
 - 2. Classes may be separated into:
 - a. Junior Mares, ages 2 and under.
 - b. Senior Mares, ages 3 and over.
 - c. Junior Geldings, ages 2 and under.
 - d. Senior Geldings, ages 3 and over.
 - 3. Separate age classes for Mares and Geldings.
 - a. Yearlings
 - b. Two-Year-Olds
 - c. Three-Year-Olds
 - d. Four-Year-Olds and Over
- C. **APPROVED SOLID PAINT-BRED CLASSES.**
 - 1. Solid Paint-Bred Mares, All Ages.
 - 2. Solid Paint-Bred Geldings, All Ages.
 - 3. Classes may be separated into:
 - a. Junior Mares, 2 and under.
 - b. Senior Mares, 3 and over
 - c. Junior Geldings, 2 and under.
 - d. Senior Geldings, 3 and over.

YP-090. Performance and Equitation Events

- A. **POINTS.** See Rule SC-060. for point distribution.
- B. **APPROVED PERFORMANCE EVENTS.**
 - 1. Barrel Racing.
 - 2. Breakaway Roping.
 - 3. Cutting.
 - 4. Goat Tying.
 - 5. Hunter Hack.
 - 6. Hunter Under Saddle (BPH).
 - 7. Jumping.
 - 8. Limited Working Cow Horse.
 - 9. Pole Bending.
 - 10. Ranch Sorting.
 - 11. Reining.
 - 12. Showmanship at Halter.
 - 13. Stake Race.
 - 14. Steer Stopping.
 - 15. Team Penning.
 - 16. Team Roping Heading.
 - 17. Team Roping Heeling.
 - 18. Tie-Down Roping.
 - 19. Trail.
 - 20. Western Pleasure.
 - 21. Western Riding.
 - 22. Working Cow Horse.
 - 23. Working Hunter.
 - 24. Working Ranch Horse Competition.
 - 25. Cowboy Mounted Shooting.
 - 26. Dressage.
- C. **EQUITATION EVENTS.**
 - 1. Hunt Seat Equitation.
 - 2. Hunt Seat Equitation Over Fences.
 - 3. Western Horsemanship (Equitation).
- D. **EQUITATION PARTICIPATION EVENTS.**
 - 1. Lead Line.
 - 2. Walk Trot.
- E. **SOLID PAINT-BRED/BREEDING STOCK PERFORMANCE EVENTS.**
 - 1. Barrel Racing.
 - 2. Breakaway Roping.
 - 3. Cutting.
 - 4. Goat Tying.
 - 5. Hunter Hack.
 - 6. Hunter Under Saddle (BPH).
 - 7. Jumping.
 - 8. Limited Working Cow Horse.
 - 9. Pole Bending.
 - 10. Ranch Sorting.
 - 11. Reining.
 - 12. Showmanship at Halter.
 - 13. Stake Race.
 - 14. Steer Stopping.
 - 15. Team Penning.
 - 16. Team Roping Heading.
 - 17. Team Roping Heeling.

18. Tie-Down Roping.
19. Trail.
20. Western Pleasure.
21. Western Riding.
22. Working Cow Horse.
23. Working Hunter.
24. Working Ranch Horse Competition.
25. Cowboy Mounted Shooting.
26. Dressage.

F. SOLID PAINT-BRED/BREEDING STOCK EQUITATION EVENTS.

1. Hunt Seat Equitation.
2. Hunt Seat Equitation Over Fences.
3. Western Horsemanship (Equitation).

G. SOLID PAINT-BRED/BREEDING STOCK EQUITATION PARTICIPATION EVENTS.

1. Lead Line.
2. Walk Trot.

YP-095. All-Around Youth Approved Show Award

- A. **AWARD NOT MANDATORY.** It is not mandatory for an all-around youth award to be made at an APHA-approved show; however, if such an award is offered, it must be based on a one-horse, one rider combination.
- B. **ELIGIBILITY.** All approved Youth classes, including halter, will count equally towards this award but in order to be eligible to receive this award, the contestant must show in at least three Youth performance classes. No particular class may be considered mandatory.
- C. **POINTS.** Points will be compiled as set forth in Rule SC-145.A.2-4.

YP-100. Showmanship at Halter

A. ATTIRE.

1. Suitable western attire should be worn as outlined by Rule SC-235.A. Exception: Spurs, chinks or chaps must not be worn.
2. A clean well fitting halter with an appropriate lead is required.

B. CLASS DESCRIPTION.

1. The showmanship class is not another halter class and should not be judged as such. The class shall be judged strictly on the exhibitor's ability to fit and show a horse at halter. The horse is merely a prop to demonstrate the ability and preparation of the exhibitor. The ideal showmanship performance consists of a poised, confident neatly attired exhibitor leading a well conditioned and groomed horse that performs the requested pattern with smoothness, willingness and precision.
2. A pattern shall be posted with sufficient time for exhibitors to review prior to the commencement of their class. If there is a finals pattern, it also shall be posted at the same time.

C. CLASS PROCEDURES.

1. The judge may ask exhibitors to enter the ring and then work individual or work their patterns starting from the gate.
2. The following maneuvers are considered acceptable:
 - a. Lead the horse at a walk and trot.
 - b. Stops.
 - c. Turns of 90 (1/4), 180 (1/2), 270 (3/4), 360 (full turn) degrees or any combination or multiple of these turns.
 - d. Back in a straight or curved line.
3. The judge must have each exhibitor set the horse up squarely for in-

spection during the class.

4. Horses may be lined up side by side or head to tail.

D. JUDGING POINTS.

1. Appearance of the exhibitor should be neat, clean and appropriate western wear must be worn.
2. Appearance of Horse: The horse should appear fit and well conditioned. The hair coat should be clean and well brushed. The mane and tail should be clean and tangle free. The mane may be banded or braided, but it is not mandatory. It is acceptable to roach the mane but the forelock and tuft over the withers should be left. The bridle path, eyebrows and long hairs on the head and legs should be clipped, except where government regulations prohibit. The inside of the ears may be clipped. Hooves should be properly trimmed and if shod, the shoes should fit correctly and clinches should be neat. Hooves should be clean and may be painted black, brown or clear, with hoof dressing, or be shown naturally. Tack should fit properly and be neat, clean and in good repair.
3. Performance.
 - a. Exhibitors should be poised, confident, courteous and sportsmanlike at all times. The exhibitor should continue showing the horse, correcting faults in the positioning of the horse until the class has been placed or excused.
 - b. The exhibitor must lead on the horse's left side holding the lead shank in the right hand near the halter with the tail of the lead held in the left hand. Exhibitor should not hold on to the chain portion of the lead shank. The excess lead should never be tightly coiled or drag the ground, but should be folded loosely coiled. The exhibitor should maintain this hand positioning for the entire class unless requested by the judge to show the horse's teeth. When exhibiting horses in showmanship, when a chain is used, the chain portion of the lead shank shall be under the chin or over the nose of the horse with preference being under the chin and snapped to the off side of the halter. Exhibitors shall not be allowed to have the chain portion in or through the horse's mouth in any manner. Leading, backing, turning and initiating the set up should be performed from the left side of the horse. The exhibitor should never stand directly in front of their horse.
 - c. The stop should be straight, smooth and responsive with the horse's body remaining straight.
 - d. The exhibitor should face the horse when backing. The horse should back up readily with the head, neck and body aligned in a straight or curved line as instructed.
 - e. When executing a turn to the right the exhibitor should face the horse and move the horse away from them. On turns of 90 degrees or greater the horse should pivot on the right or left hind leg while stepping across with the front legs. ***Left turns (pull turns) must be less than 90 degrees.***
 - f. The horse should set up quickly with the hooves squarely underneath the body. The exhibitor does not have to reset a horse that stops square. The exhibitor should stand angled toward the horse, use only the lead shank to achieve the set up and never leave the horse's head. The exhibitor should never stand directly in front of their horse, touch the horse with their hands or feet, or visibly cue the horse by pointing their feet at the horse's hooves during set up. It is recommended, but not mandatory, that ex-

hibitors use the “Quarter Method” when presenting their horse. The exhibitor should maintain a position that is safe for themselves and the judge. The position of the exhibitor should not obstruct the judge’s view of the horse and allow the exhibitor to maintain awareness of the judge’s position at all times. The exhibitor should not crowd other exhibitors when lining up. When moving around the horse the exhibitor should change sides in front of the horse and assume the same position on the right side of the horse that they had on the left side.

4. Faults.

- a. Minor Faults. Poorly groomed, conditioned or trimmed horse. Dirty, ragged or ill-fitting halter or lead. Improper position by the exhibitor. Excessively stiff, artificial or unnatural movement around the horse or when leading. Excessive use of verbal cues. Continuous holding of the chain portion of the lead. Lead shank tightly coiled around hand or dragging the ground. Taking hands off of lead or changing hands on the lead, except when showing the horse’s teeth. Drifting of the horse when led. Horse stops crooked or drops a hip out when stopping, setting up or standing. Leading, backing, or turning sluggishly or crooked. Horse not set up squarely or excessive time is required to set up. Failure to maintain a pivot foot during turns. Failure to perform maneuvers at designated markers, but horse is on pattern.
- b. Major Faults. (Avoids disqualification but should not place above exhibitors that do not incur a major fault.) Complete failure to move around horse by the exhibitor and obstructing the judge’s view. Exhibitor touching the horse or kicking or pointing their feet at the horse’s hooves during set up. Standing directly in front of the horse.

5. Disqualifications. (Must not be placed.)

- a. Horse escapes from exhibitor.
- b. Failure of exhibitor to wear correct number in a visible manner.
- c. Any inhumane treatment of the horse.
- d. Excessive schooling or training.
- e. Improper attire.
- f. Loss of control or severe disobedience that endangers others to include but not limited to: biting, pawing, rearing, kicking out or continuously circling the exhibitor.
- g. Leading on the wrong side of the horse.
- h. Knocking over the cone.
- i. Working on the wrong side of the cones.
- j. Going off pattern.

YP-101. Solid Paint-Bred/Breeding Stock Youth Showmanship at Halter

A. See Rule YP-100 for rules governing this event.

YP-105. Lead Line (Equitation)

- A. **ATTIRE.** Youth may exhibit in Western or English attire. Equipment on the horse must correspond with exhibitor attire, including a saddle adjusted so that the exhibitor’s feet are placed properly in stirrups. See rules SC-235 or SC-240. and SC-195 or SC-200.
- B. **AGE.** This class is for Youth three to eight years of age as of January 1. The horse must be led by an individual 16 years of age or older, and the contestant must exhibit some knowledge of equitation.
 1. **May Not Show in Other Classes.** The contestant in a lead line

class may not show in other riding classes at that show, but the horse can be used in other classes.

- C. **NO POINTS.** This class will not count for APHA Youth points or toward all-around awards, but will count as entries in the show.
- D. **OWNERSHIP.** It is not necessary that the horse be in the rider's name.
- E. **RING PROCEDURE.** The exhibitors will enter the ring with feet properly placed in stirrups at a flat-footed walk turning to the right and proceeding in a counter clockwise direction on the rail. The class will be worked at a walk or trot both directions of the ring.
 - 1. **Backing the Horse.** In the lineup, the judge may ask riders to back their horses to help him judge the extent of the rider's horsemanship. If he judge asks the rider to back the horse in the lineup, the adult should not aid the rider. The adult should only keep the horse under control.
 - 2. **Lead Shank.** A lead shank at least six feet long must be attached to the shank of the bit or to a halter that is under the bridle so that while the rider is in the ring, the horse is controlled by the adult.
- F. **JUDGING THE RIDER.** The rider will be judged on his basic position in the saddle, hand, leg, feet in stirrups, seat and back position.
- G. **SHOW RESULTS.** The lead line show results will be sent with the other results by the show secretary and upon recordation in the APHA office, a certificate will be mailed to those Youth who have participated in a minimum of ten (10) classes and have sent written request for such certificate.

YP-110. Walk Trot Division

- A. **ATTIRE AND TACK.** Attire and tack must meet the standards in Rules SC-235 and SC-240, SC-195.A. and SC-200.A.
- B. **AGE.** This division is for Youth five (5) to ten (10) years of age. When an exhibitor enters any of these walk trot classes at a show, he or she may not enter any other classes at that show with the exception of halter and showmanship. Exhibitors may compete in only one showmanship class: Walk Trot, or 13 & under, or Novice Youth, at that specific show.
 - 1. **Limited Classes.** An exhibitor may not show in both lead line and walk trot riding classes. The horse can be used in other classes.
- C. **OWNERSHIP.** The horse need not be in the rider's name.
- D. **NO POINTS.** These classes will not count for APHA Youth points or toward all-around awards, but will count as entries in the show.
- E. **CLASSES WHICH MAY BE OFFERED.**
 - 1. **Showmanship.** To be judged in the same manner as any other showmanship class.
 - 2. **Western Pleasure.** To be judged in the same manner as any other western pleasure class but omitting the lope.
 - 3. **Western Horsemanship.** To be judged with a simple pattern but omitting the lope. Will not be asked to mount or dismount.
 - 4. **Trail.** Scored the same as any other trail class but omitting the lope. Will not be asked to ground tie. A minimum of four and a maximum of six obstacles is required.
 - 5. **Hunter Under Saddle.** To be judged the same as any other hunter under saddle class, but omitting the canter or hand gallop.
 - 6. **Hunt Seat Equitation.** To be judged with a simple pattern but omitting the canter. Will not be asked to drop irons, mount or dismount.
 - 7. **Working Hunter Over Fences.** Scored on suitability of horse to rider, manners and style of jumping. Obstacles will not exceed one foot, crossbars are preferred. One change of direction, simple course

of no more than eight (8) fences or no less than four (4) fences. No cantering. However, cantering after fence is acceptable as long as horse returns to a trot before next fence.

- F. **SHOW RESULTS.** The walk trot show results will be sent with the other show results by the show secretary and upon recordation in the APHA office, a certificate will be mailed to those Youth who have participated in a minimum of fifty (50) classes.
- G. **CONTESTANTS EXHIBITING THE SAME HORSE.** *A horse may not be shown by more than one exhibitor in the same event in the Youth Walk-Trot division (5-10) at the same horse show. Example: A horse being exhibited in Youth Walk-Trot may not be exhibited in Youth Walk-Trot Trail by another exhibitor at the same horse show. However, a horse being exhibited in Youth Walk-Trot Western Pleasure may be exhibited in Youth Walk-Trot Trail and/or Novice Youth Trail by another exhibitor at the same horse show as these classes cannot be combined.*

YP-115. Hunt Seat Equitation

A. ENGLISH APPOINTMENTS

- 1. **English Attire.** See Rule SC-195.A. Exception: Helmet with harness properly attached under the chin is required for all youth participating in any warm up/schooling area or class involving jumps, excluding trail. See equipment and attire chart in back of rule book.
- 2. **English Tack.** See Rule SC-200.A.
- B. **EQUITATION.** Hunt seat equitation on the flat is an evaluation based on the ability of a rider to perform various maneuvers in harmony with his/her horse. The communication between horse and rider through subtle cues and aids should not be obvious. Equitation is judged on the rider and his/her effect on the horse. Hunt seat equitation on the flat provides a base for a natural progression to over fence classes.
- C. **PATTERN.** It is mandatory that the judge post the pattern at least one hour prior to commencement of the class. The pattern should be designed so the majority of exhibitors can perform it in a reasonable length of time (under 60 seconds). All patterns must include a trot and canter. Horses' gaits are to be ridden with the same cadence and speed as you would find in the rail phase. All ties will be broken at the discretion of the judge.
- D. **CLASS PROCEDURE.** Exhibitors may be worked individually from the gate or they may all enter at once but a working order must be drawn regardless. The entire class, or only the finalists, may work at all three gaits at least one direction of the arena. Rail work can be used to break ties and possibly adjust placings. ***All three gaits and a back must be asked for at sometime during the class.*** Individual works may be comprised of any of the following:
 - 1. Group #1: Walk, Sitting Trot, Extended Trot, Posting Trot, Canter, Circles, Figure 8, Halt, Back, Sidepass, Address Reins, Demonstrate Change of Diagonal.
 - 2. Group #2: Serpentine (Trot or Canter), Turn on Haunches or Forehand, Leg Yield, Flying or Simple Change of Lead.
 - 3. Group #3: Canter and Hand Gallop in a straight or curved line, Counter Canter Figure 8, Drop or Pick-up irons without stopping, Dismount and Mount.
 - a. A turn on the forehand to the right is accomplished by moving haunches to the left.
 - b. A forehand turn to the left is accomplished by moving haunches

to the right.

- c. If riders are asked to drop their irons, they can leave them down or cross them over the withers.

E. BASIC POSITION.

1. To mount, take up reins in left hand and place hand on withers. Grasp stirrup leather with right hand and insert left foot in stirrup and mount. To dismount, rider may either step down or slide down. The size of rider must be taken into consideration.
2. Hands should be over and in front of horse's withers, knuckles thirty degrees inside the vertical, hands slightly apart and making a straight line from horse's mouth to rider's elbow. Method of holding reins is optional, and bight of reins may fall on either side. However, all reins must be picked up at the same time.
3. The eyes should be up and shoulders back. Toes should be at an angle best suited to rider's conformation; heels down, calf of leg in contact with horse. Iron should be on the ball of the foot and must not be tied to the girth.

F. THE WALK. Should be a 4-beat gait with the rider in a vertical position with a following hand.

G. THE POSTING TROT. Figure 8 at trot, demonstrating change of diagonals. At left diagonal, rider should be sitting the saddle when left front leg is on the ground; at right diagonal rider should be sitting the saddle when right front leg is on the ground; when circling clockwise at a trot, rider should be on left diagonal; when circling counter-clockwise, rider should be on right diagonal. The rider should close his/her hip angle to allow his/her torso to follow the horizontal motion of the horse. The upper body should be inclined about 20 degrees in front of the vertical.

H. SITTING TROT AND CANTER. At the sitting trot the upper body is only slightly in front of the vertical. At the center the body should be positioned slightly more in front of the vertical. As the stride is shortened, the body should be in a slightly more erect position.

I. TWO POINT POSITION. The pelvis should be forward, but relaxed, lifting the rider's weight off the horse's back and transferring the weight through the rider's legs. In this position the two points of contact between horse and rider are the rider's legs. Hands should be forward, up the neck, not resting on the neck.

J. HAND GALLOP. A three-beat, lengthened canter ridden in two-point position. The legs are on the horse's sides while the seat is held out of the saddle. When at the hand gallop, the rider's angulation will vary somewhat as the horse's stride is shortened and lengthened. A good standard at a normal hand gallop should be about 30 degrees in front of the vertical.

K. SUGGESTED SCORING. Scoring may be on a basis of 0-20 with 1/2-point increments acceptable, an approximate breakdown follows:

1. Score of 20: Excellent equitation including body position and use of aids. Pattern is performed promptly, precisely and smoothly.
2. Score of 18-19: Generally excellent performance with one minor fault in appearance and position of exhibitor or execution of the pattern (performance.)
3. Score of 16-17: Generally good pattern execution and equitation with one minor fault in precision or execution of pattern (performance) or appearance and position of exhibitor.
4. Score of 14-15: Average pattern that lacks quickness or precision, or rider has obvious equitation flaws that prevent effective equitation, or commits two or three minor faults in the performance or appear-

- ance and position of exhibitor.
5. Score of 12-13: One major fault or several minor faults in the performance or appearance and position of exhibitor that precludes effective communication with the horse.
 6. Score of 10-11: Two major faults or many minor faults in the performance or appearance and position of exhibitor.
 7. Score of 6-9: Several major faults or one severe fault in the performance or appearance and position of exhibitor. Exhibitor demonstrates a complete lack of riding ability or commits a severe fault in the performance or appearance and position of exhibitor.
 8. Score of 1-5: Exhibitor commits one or more severe faults in the performance or appearance and position of exhibitor, but does complete the class and avoids disqualification.
- L. On The Flat. Disqualifications (must not be placed) include:
1. Failure by exhibitor to wear correct number in visible manner.
 2. Inhumane treatment of the horse.
 3. Excessive schooling or training.
 4. Fall by horse or rider.
 5. Illegal use of hands on reins.
 6. Use of prohibited equipment.
 7. Knocking over the cone.
 8. Working on the wrong side of the cones.
 9. Going off pattern.

YP-116. Hunt Seat Equitation Over Fences.

- A. The class objective is to judge the exhibitor's ability over the fences not that of the horse. Only the effect the exhibitor has on a horse is to be considered. How an exhibitor elects to ride the course, the pace and approach to the jumps are used to evaluate the exhibitor's judgment and ability.
- B. **POSITION.** Refer to Rule AM-110. E. 1-3.
- C. **ATTIRE.** Refer to Rule SC-195. A.
- D. **EQUIPMENT:** Refer to Rule SC-200.
- E. **COURSE REQUIREMENTS.**
1. At least four obstacles are required and horses must jump a minimum of six fences.
 2. Refer to Rule SC-215. C-D regarding hunter courses which should be offered enabling the exhibitor to be judged on their ability to establish and maintain an even hunting pace and for scoring.
 3. At least one change of direction is required.
 4. Minimum height of fences must be 2'6" (79 cm), with a maximum height of 3' (91.4 cm).
 5. It is recommended that show management offer this class after its corresponding working hunter class.
- F. **CLASS ROUTINE.**
1. Course is to be posted one hour prior to the class.
 2. The exhibitor is being judged as soon as he/she enters the arena. Exhibitors have the option of entering the arena at any gait (unless otherwise stated on the course), making transition to canter from halt, walk or trot before approaching the first fence.
 3. Each exhibitor may circle once before approaching the first obstacle, then proceeds around the course keeping an even pace throughout.
 4. Exhibitor should obtain correct lead to properly turn around end of arena before preparing for exit. The class is not over until the exhibitor exits the arena. Exhibitor must trot for a sufficient distance to exhibit soundness and leave the arena at a walk or trot.

5. Except for refusals, jumping faults of the horse are not to be considered unless as the result of the exhibitor's ability. If a refusal occurs in a double or triple, exhibitors must re-jump all obstacles in the combination.
6. The following will result in elimination.
 - a. Three accumulative refusals; and
 - b. Off course.
 - c. If elimination occurs during a ride-off, the exhibitor is placed last of all those chosen for the ride-off.
7. The following constitute major faults:
 - a. A refusal.
 - b. Loss of Stirrup.
 - c. Trotting while on course when not part of a test
 - d. Loss of reins.
8. Outside assistance will be penalized at the judge's discretion.
9. In cases of broken equipment or loss of shoe, exhibitors must continue or be eliminated.
10. An exhibitor may enter the class only one time.

G. SUGGESTED SCORING SYSTEM.

1. Judging. Horses shall be judged on manners, way of going and style of jumping. Horses shall be credited with maintaining an even hunting pace that covers the course with free-flowing strides. Preference will be given to horses with correct jumping style.
2. Scoring. Horses shall be scored either by traditional symbol system or by breed numeric standard. In either case, scoring shall be from 0-100 and 70 shall be considered average. When using the breed numeric standard, each fence shall be scored in ½ point increments from **-1 ½ to +1 ½** with **-1 ½** denoting an extremely poor quality performance at a jump and **+2** denoting excellent quality at a jump. "0" will be considered an "average", safe, correct jump. When using the breed numeric system, the following penalties shall apply (as well as evaluation of fence by score).
3. Penalties. In using the breed numeric standard the following penalties shall be applied in evaluating major and minor faults. This numeric system shall also apply to the scoring of Equitation Over Fences for Youth and Amateur.

<u>a. Penalty</u>	<u>Deduction</u>
Tick of rail	½ point each
Out of lead within line (cross cantering)	½ point per stride within line
Drift along fence	1 point each
Early unfold of knees	1 point each unfold
Rap of rail	1 point each
Uneven knees (one knee pointing below level)	2 points
Swinging knees or hind	2 points
Loose lower leg	2 points
Gaping or pulling down in bridle	2 points
Out of lead after line	2 points first ½ of end, 2 points second ½ of end
Swap out (last 2 strides before fence)	3 points
Weak departure	2-5 points
Play	0-5 points
Hard rap on rail (nearly knocking off rail)	2-5 points
Add stride	5 points
Equitation – canter at trot fence	5 points per canter stride
Stalling or propping	5 points

Hanging knees down	5 points each fence
Slapping front legs down	5 points
Off all fours or kick out	5-10 points
Hanging one leg down	10 points
Use of whip	10 points
Equitation – jump ahead/ left behind (evaluate danger)	10-20 points
Equitation – wrong diagonal to trot fence when one is obvious	10 points
Trading leads (after corner & more than 2 strides out)	10-20 points
Leaving off of one leg (evaluate danger or pedaling)	10-20 points
Add stride in an “In & Out”	20 points
Rail down (5-20 in Equitation)	20 points
Trotting on course	20 points
Failure to obtain lead through corners and end	20 points
Refusal	30 points
Bucking	30 points
Equitation – Dropping a rein	30 points
Equitation – Loss of stirrup	30 points
b. Further considerations for each fence shall receive a Quality/Style Rating.	
c. Raising Score - Even stride; cadence; quality leading; following 2 strides; attentive look; soft in bridle; quality shape; easy way of going.	
d. Lowering Score - Uneven steps; crowding; launching; sour look; pulling; lugging bridle; lack of quality over fence.	

YP-120. Western Horsemanship (Equitation)

A. **WESTERN ATTIRE.** See Rule SC-235.

Exception: Safety helmet optional.

B. **WESTERN TACK.** See Rule SC-240.

Exception: Leg wraps and/or boots optional at rider's discretion.

C. **EQUITATION.**

1. The western horsemanship class is designed to evaluate the rider's ability to execute, in concert with their horse, a set of maneuvers prescribed by the judge with precision and smoothness while exhibiting poise and confidence, and maintaining a balanced, functional, and fundamentally correct body position. The ideal horsemanship pattern is extremely precise with the rider and horse working in complete unison, executing each maneuver with subtle aids and cues.
 2. It is mandatory that the judge post any pattern (s) to be worked at least one hour prior to the commencement of the class; however, if the judge requires additional work of exhibitors for consideration of final placing, the pattern may be posted. Pattern(s) should be designed to test the horseman's ability. All ties will be broken at the judge's discretion.
- D. **CLASS PROCEDURES.** All exhibitors must enter the ring and then work individually or each exhibitor may be worked from the gate individually. When exhibitors are worked individually from the gate, a working order is required. Exhibitors should be instructed to either leave the arena, fall into line, or fall into place on the rail after their work. The

whole class, or just the finalists, may work at all three gaits at least one direction of the arena. ***All three gaits and a back must be asked for at sometime during the class.***

1. The following maneuvers are acceptable in a pattern: walk, jog, trot, extended trot, lope, or extended lope in a straight line, curved line, serpentine, circle, or figure 8, or combination of these gaits and maneuvers; stop; back in a straight or curved line; turn or pivot, including spins and rollbacks on the haunches and/or on the forehand; sidepass, two track, or leg yield; flying or simple change of lead; counter canter; or any other maneuver; or ride without stirrups. A back should be asked for at sometime during the class. Judges should not ask the exhibitors to mount or dismount.
2. **Suggested Scoring.** Scoring may be on a basis of 0 to 20 with 1/2 point increments acceptable. Ten points should be allocated toward overall appearance of exhibitor and horse and 10 points allocated toward performance of the pattern.
3. **Overall Appearance of Exhibitor and Horse (10 points):** The exhibitor's overall poise, confidence, appearance, and position throughout the class as well as the physical appearance of the horse will be evaluated.
 - a. **Appearance and Position of Exhibitor.** Appropriate western attire must be worn. Clothes and person are to be neat and clean.
 - b. **Position of Exhibitor.** The exhibitor should appear natural in the seat and ride with a balanced, functional, and correct position regardless of the maneuver or gait being performed. During the railwork and pattern the exhibitor should have strong, secure, and proper position. Exhibitors should sit and maintain an upright position with the upper body at all gaits. The rider should sit in the center of the saddle and the horse's back with the legs hanging to form a straight line from the ear, through the center of the shoulder and hip, touching the back of the heel or through the ankle. The heels should be lower than the toes, with a slight bend in the knee and the lower leg should be directly under the knee.
 1. The rider's back should be flat, relaxed and supple. An overly stiff and/or overly arched lower back will be penalized. The shoulders should be back, level and square. The rider's base of support should maintain secure contact with the saddle from the seat to the inner thigh. Light contact should be maintained with the saddle and horse from the knee to mid-calf. The knee should point forward and remain closed with no space between the exhibitor's knee and the saddle. The exhibitor will be penalized for positioning the legs excessively behind or forward of the vertical position. Regardless of the type of stirrup, the feet may be placed home in the stirrup, with the boot heel touching the stirrup, or may be placed with the ball of the foot in the center of the stirrup. The rider's toes should be pointing straight ahead or slightly turned out with the ankles straight or slightly broken in. Riding with toes only in the stirrup will be penalized. Those exhibitors that can maintain the proper position throughout all maneuvers should receive more credit. When riding without stirrups, the exhibitor should maintain the same position as previously described.
 2. Both hands and arms should be held in a relaxed, easy man-

ner, with the upper arm in a straight line with the body. The arm holding the reins should be bent at the elbow forming a line from the elbow to the horse's mouth. The free hand and arm may be carried bent at the elbow in a similar position as the hand holding the reins or straight down at the rider's side. Excessive pumping of the free arm as well as excessive stiffness will be penalized. The rider's wrist is to be kept straight and relaxed, with the hand held at about 30 to 45 degrees inside the vertical. The rein hand should be carried immediately above or slightly in front of the saddle horn. The reins should be adjusted so that the rider has light contact with the horse's mouth, and at no time shall reins require more than a slight hand movement to control the horse. Excessively tight or loose reins will be penalized.

3. The rider's head should be held with the chin level and the eyes forward, and may be directed slightly toward the direction of travel. Excessive turning of the head to the inside of the circle, or down at the horse's head or shoulder will be penalized.
4. The exhibitor should not crowd the exhibitor next to or in front of them when working on the rail and should pass to the inside of the arena. When reversing on the rail, the exhibitor should always reverse to the inside of the arena.

E. **APPEARANCE OF HORSE.** The horse's body condition and overall health and fitness should be assessed. The horse should appear fit and carry weight appropriate for the body size. A horse which appears sullen, dull, lethargic, emaciated, drawn, or overly tired should be penalized according to severity. Tack should fit the horse properly and be neat, clean and in good repair.

F. **PERFORMANCE (10 POINTS).** The exhibitor should perform the work accurately, precisely, smoothly, and with a reasonable amount of promptness. Increasing speed of the maneuvers performed increases the degree of difficulty, however, accuracy and precision should not be sacrificed for speed. Exhibitors that perform the pattern sluggishly and allow their horse to move without adequate impulsion, collection, or cadence will be penalized. The horse should perform all maneuvers in the pattern willingly, briskly, and readily with minimal visible or audible cueing.

1. Excessive schooling or training, or willful abuse by the exhibitor is cause for disqualification.
2. The horse should track straight, freely, and at the proper cadence for the prescribed gait. Transitions should be smooth and prompt in the pattern and on the rail, and should be performed when called for on the rail. The horse's head and neck should be straight and in line with its body while performing straight lines and slightly arched to the inside on curved lines or circles. Circles should be round, and performed at the appropriate speed, size, and location as requested in the pattern. The counter-canter should be performed smoothly with no change in cadence or stride unless specified in the pattern.
3. The stop should be straight, square, prompt, smooth, and responsive with the horse maintaining a straight body position throughout the maneuver. The back should be smooth and responsive.
4. Turns should be smooth and continuous. When performing a turn on the haunches, the horse should pivot on the inside hind leg and step across with the front legs. A rollback is a stop and 180 degree

turn over the hocks with no hesitation. Backing during turns will be penalized severely.

5. The horse should step across with the front and hind legs when performing the sidepass, leg yield, and two track. The sidepass should be performed with the horse keeping the body straight while moving directly lateral in the specified direction. When performing a leg yield, the horse should move forward and lateral in a diagonal direction with the horse's body arced opposite to the direction that the horse is moving. In the two track, the horse should move forward and lateral in a diagonal direction with the horse's body held straight or bent in the direction the horse is moving.
 6. A simple or flying change of lead should be executed precisely in the specified number of strides and/or at the designated location. A simple change of lead is performed by breaking to a walk or trot for one to three strides. Flying changes should be simultaneous front and rear. All changes should be smooth and timely.
 7. Position of the exhibitor and performance of the horse and rider on the rail must be considered in the final placing.
- G. **FAULTS.** Faults can be classified as minor, major or severe. The judge will determine the appropriate classification of a fault based upon the degree and/or frequency of the infraction. A minor fault will result in a 1/2 to 4 point deduction from the exhibitor's score. A major fault will result in a deduction of 4 1/2 points or more from the exhibitor's score. An exhibitor that incurs a severe fault avoids elimination, but should be placed below all other exhibitors that complete the pattern correctly. A minor fault can become a major fault and a major fault can become a severe fault when the degree and/or frequency of the infraction(s) merits.
1. Faults in the Overall Appearance of Exhibitor and Horse include:
 - a. Loose, sloppy, dirty, or poor fitting clothing or hat; or loss of hat.
 - b. Over-cueing with reins and/or legs.
 - c. Poorly groomed, conditioned or trimmed horse; or poorly or ill fitted equipment.
 - d. Excessive staring at judge, head held crooked, or severe turning of the head.
 - e. Stiff, artificial or unnatural body, leg, arm, and/or head position.
 - f. Reins too long or short, or uneven.
 - g. Loose leg with open knee, or toes pointed down.
 - h. Shoulders held crooked or arms held in a straight, unbent position.
 - i. Exhibitor looking down to check leads or falling forward when stopping.
 - j. Poor position of the exhibitor in saddle, legs too forward or back.
 2. Faults of the Performance include:
 - a. Wrong lead or break of gait for a few strides.
 - b. Oblong or flat sided circles, or horse dropping shoulder (counter arc) when circling.
 - c. Stopping rough, crooked, or dropping a hip out when stopping.
 - d. Backing sluggishly or crooked.
 - e. Failure to maintain a pivot foot or stepping behind with the front legs when turning, or failure to complete entire 90, 180, 270 or 360 degree turn.
 - f. Holding the head and/or neck excessively crooked when moving in straight lines or when stopping or backing.
 - g. Showing resistance when cued or reined.

- h. Hesitation during any maneuver unless specified.
 - i. Failure of horse to stand still in pattern.
 - j. Pattern work or rough transitions.
 - k. Failure to exhibit change of speed when requested.
3. Severe Faults in the Overall Appearance of Exhibitor and Horse (avoids disqualification but should be placed below other exhibitors that do not incur a severe fault) include:
 - a. Touching horse.
 - b. Grabbing the saddle horn or any other part of the saddle.
 - c. Cueing with the end of the romal.
 - d. Spurring in front of the shoulder.
 4. Severe Faults of the Performance (avoids disqualification but should be placed below other exhibitors that do not incur a severe fault) include:
 - a. Kicking at other horses, exhibitors or judge.
 - b. Severe disobedience or resistance by horse including, but not limited to, rearing, bucking or pawing.
 5. Disqualifications (must not be placed) include:
 - a. Failure by exhibitor to wear correct number in visible manner.
 - b. Inhumane treatment of horse.
 - c. Excessive schooling or training.
 - d. Fall by horse or rider.
 - e. Illegal use of hands on reins.
 - f. Use of prohibited equipment
 - g. Knocking over a cone.
 - h. Working on the wrong side of the cones
 - i. Going off pattern.
- H. **SUGGESTED FINAL SCORING** shall be on a basis of 0-20, with an approximate breakdown as follows:
1. Score of 20: Excellent equitation including body position and use of aids. Pattern is performed promptly, precisely and smoothly.
 2. Score of 18-19: Generally excellent performance with one minor fault in appearance and position of exhibitor or execution of the pattern (performance).
 3. Score of 16-17: Generally good pattern execution and equitation with one minor fault in precision or execution of pattern (performance) or appearance and position of exhibitor.
 4. Score of 14-15: Average pattern that lack quickness or precision, or rider has obvious equitation flaws that prevent effective horsemanship, or commits two or three minor faults in the performance or appearance and position of exhibitor.
 5. Score of 12-13: One major fault or several minor faults in the performance and/or appearance and position of exhibitor that precludes effective communication with the horse.
 6. Score of 10-11: Two major faults or many minor faults in the performance or appearance and position of exhibitor.
 7. Score of 6-9: Several major faults or one severe fault in the performance or appearance and position of exhibitor. Exhibitor demonstrates a complete lack of riding ability or commits a severe fault in the performance or appearance and position of exhibitor.
 8. Score of 1-5: Exhibitor commits one or more severe faults in the performance or appearance and position of exhibitor, but does com

YP-125. Reining

- A. All Youth classes shall use Open/Amateur patterns 1-10. See Rule SC-260.
- B. Scoring will be as per Rule SC-260.

YP-130. Tie-Down Roping

- A. **WESTERN ATTIRE.** See Rule SC-270.A.
Exception: Safety helmet is optional.
- B. **WESTERN TACK.** See Rule SC-270.B.
- C. **GENERAL RULES.** See Tie-Down Roping, Rule SC-280.B
- D. **REQUIRED NECK ROPE.** (Tie-down Roping Only.) See Rule SC-270.B.2.
 - 1. **“Optional Keeper”.** The “optional keeper” shall be defined as a small loop attached to the noseband, approximately 6 inches (15.24cm) in length and 1/4 inch (6.3mm) in diameter consisting of rope. If a keeper is used, it must be attached to the noseband of the tiedown and cannot be attached to the bit or bridle.
- E. **JUDGED EVENT.** This is a judged event; however, a maximum of one minute or two loops, whichever comes first, will be allowed. If both loops are missed, contestant will retire with no score.

YP-135. Breakaway Roping

This is a timed event with a one-minute time limit.

- A. **WESTERN ATTIRE.** See Rule SC-270.A. Exception: Safety helmet is optional.
- B. **WESTERN TACK.** See Rule SC-270.B.
- C. This event shall be performed following the same general rules as youth tie-down roping. See Tie-Down Roping Rule SC-280.
- D. Horse must start from behind a barrier. A 10-second penalty will be added to the time for breaking the barrier. Calves or hornless cattle must be used.
- E. Two loops will be permitted. One or two ropes are to be tied to the saddle horn by a heavy string, in such a manner as to allow rope to be released from the horn when the calf or hornless cattle reaches the end of the rope. A visible cloth or flag must be attached to the end of the rope tied to the horn to make it easier for the flagger to see it break free.
- F. Should the roper desire to use a second loop, he may either recoil if carrying only one rope or use a second rope tied to the saddle horn. If the second loop falls loose, it cannot be rebuilt.
- G. The contestant may free his first rope from the horn after a miss before getting his second loop ready if he wishes.
- H. The contestant shall receive no time should he break the rope from the horn by hand or touch the rope or string after the catch is made. If the rope dallies or will not break free when the calf reaches the end of it, the contestant will receive no time.
- I. Time will be called from drop of flag at barrier to the break of rope string from the saddle horn. A legal catch is to be any loop that goes completely over the head of the calf or hornless cattle and draws up on any part of the calf or hornless cattle's body, causing the rope to break away from the saddle horn. Roping the calf or hornless cattle without releasing the loop from the hand is not permitted.
- J. The contestant shall not attempt to rope the animal until the barrier flag has been dropped. Any attempt by a contestant to position his horse behind the barrier, enabling the contestant to rope the calf or hornless cattle without leaving the barrier or box, shall be considered a disqualification.
- K. Rope may not pass through bridle, tie-down, neck rope or any other device.

- L. A judge may, at his discretion, use the ring steward, other show officials or approved APHA judges to assist as barrier judges and to help determine legal catches or any rule infractions.
- M. It is recommended, whenever possible, the judge be on horseback and flag the class.

YP-137. Youth Team Roping

- A. **TIME LIMIT.** Horse being judged. There is a time limit of one-minute or two loops, whichever comes first.
- B. When the heeling horse is being judged, a headloop must be placed on the steer's head or horns before the animal leaves the chute.

YP-140. Goat Tying

- A. **WESTERN ATTIRE.** See Rule SC-270.A. Exception: Safety helmet is optional.
- B. **WESTERN TACK.** See Rule SC-270.B.
- C. **COURSE DESIGN.**
 - 1. The regular rope scoreline will be used as the starting line where arena conditions permit; if it is not used, the starting line should be at least 15 yards (13.71m) from the chutes or any other marker from which the measurement is started.
 - 2. There is no set distance from the starting line to the goat but a minimum of 50 yards (45.72m) is desirable. Arena conditions will govern this distance.
 - 3. The goat should be tied to stake with a rope of at least 10 feet (3m) in length. Stake should be pounded completely into the ground so that no part of it is visible or above ground.
- D. **COURSE DESCRIPTION.**
 - 1. The exhibitor must be mounted on a horse and must ride from the starting line to the goat and dismount from the horse.
 - 2. The exhibitor must catch the goat by hand, throw the goat, cross and tie any three legs together with a leather string or piggin string, then stand clear of the goat.
 - 3. A field judge will then verify the tie.
- E. This is a timed event with a *one-minute* time limit. Timing will start when the exhibitor crosses the starting line and will stop when the completion of the tie is signaled. For time calculations see Rule SC-290.D.5.
 - 1. **No Time** will be awarded if:
 - a. The tie is not secure for five seconds.
 - b. The goat breaks away because of the fault of the horse.
 - 2. **Time Penalty.**
 - a. A five second penalty will be assessed if the hat or helmet is not on the exhibitor's person for the entire time the exhibitor is in the arena.
 - b. Should the exhibitor run over the goat or rope while mounted, he will be fined 10 seconds.
 - 3. **Reruns.** If the goat should break away, because of other than the horse's fault, it will be left to the judge's discretion whether or not a rerun will be permitted.

YP-150. Cutting

- A. **CUTTING.** See Rule SC-286.
- B. **NCHA AND CCHA APPROVAL.** See Rule PR-000.

YP-151. Working Cow Horse

- A. For rules governing this event, see Rule SC-265.

YP-152. Limited Working Cow Horse

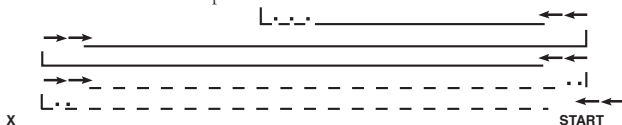
- A. For rules governing this event other than those listed in this rule, see Rule SC-265.A.-D., SC-265.G.-H., and SC-265.J.-M.
1. Riders cannot have shown down the fence 3 actual runs in any judged classes or events with the exception of horse sales. Being entered in a class which includes the fence work will be counted as going down the fence regardless if the rider boxed the cow and pulled up before the run was completed. The responsibility for eligibility lies with the competitor. If an individual feels a competitor is not eligible for a class, the burden of proof lies with the person who protests.
- B. **COW WORK GUIDELINES.** The goal of this class is to introduce the rider to the “boxing” phase of the cow work. Judging begins when the contestant enters the arena. There shall be no schooling between the completion of the rein work and the cow work, or between cows, if a new cow is awarded. The penalty for this is zero (0). Each contestant, upon receiving a cow in the arena, shall hold that cow on the prescribed end of the arena for a sufficient amount of time to demonstrate the ability of the horse and rider to control the cow. The judge will blow the whistle signaling the end of the work. The horse will be scored using the limited cow work scoring guidelines.
- C. **PENALTY POINTS.**
1. 1 Point.
 - a. Loss of working advantage.
 - b. Working out of position.
 2. 3 Point.
 - a. Loss of control and animal leaves the end of arena.
 - b. Second loss of control and animal leaves end of arena. Cow work is terminated.
 3. 5 Point.
 - a. Spurring or hitting in front of cinch.
 - b. Blatant disobedience, defined as obviously insubordinate.
 4. 0 Score.
 - a. Turn tail.
 - b. Using two (2) hands on the reins except when using a snaffle bit or hackamore.
 - c. Fingers between the reins.
 - d. Balking.
 - e. Out of control.
 - f. Bloody mouth (inside).
 - g. Illegal equipment.
 - h. Leaving the work area before the pattern or work is complete.
 - i. Fall of horse or rider.
 - j. Schooling of the horse between the rein work and cow work.
 - k. Schooling of the horse between cows if a new cow is awarded.
 - l. Failure of an exhibitor to attempt to complete the pattern.
 5. Credits.
 - a. Maintaining control of cow at all times.
 - b. Maintaining proper position.
 - c. Degree of difficulty.
 - d. Eye appeal.
- D. Points earned in this class will count for ROM and Superior Event only. Points in this class will not count toward any other APHA awards.

YP-155. Working Ranch Horse

- A. For rules governing this event other than those listed in this rule, see Rule SC-301.
- B. **YOUTH WORKING STOCK HORSE CLASS.** A versatile Western stock horse must also be a cow horse and this class has been designed to demonstrate and measure the horse's ability to do cow work. Holding the saddle horn is permitted in this class. The rider will enter the arena and perform the cow horse pattern. After calling for the cow, the rider will have 1 minute to work the cow. At 1 minute, the announcer will call time. The judge may blow a whistle at anytime for the contestant to cease work for safety reasons. Judge will give credit for what they have seen.

1. The work in the cow horse class will consist of the following two parts:

- a. Cow Horse Pattern (marker placement shall be a minimum of 20 feet from the wall.) The rider shall trot into the arena, trot to first cone and start pattern.



1. Extended trot to second cone. Stop. Back two steps. Rollback to right.
2. Extended trot back to first cone. Stop. Back two steps. Rollback to left.
3. Lope to second cone. Stop. Rollback to right.
4. Lope to first cone. Stop. Rollback to left.
5. Lope past center. Stop. Back. Pivot 90 degrees toward cattle and call for cow to be worked.
- b. Boxing the Cow. The rider shall signal for their cow to be turned into the arena. Upon entry into the arena, the cow shall be controlled on the entry end of the arena for one minute to demonstrate the horse's ability to "hold" the cow. If the cow does not immediately challenge the horse, the rider shall aggressively move in on the cow to demonstrate his horse's ability to drive and block the cow on the entry fence.
2. Scoring for the working stock horse class shall be twenty (20) points for the dry work and forty (40) points for the cow work for a total of sixty (60) points for the entire class.
- a. Scoring for Part 1 – Cow Horse Pattern, maximum of twenty (20) points.
- Credits.
 - Good, hard, straight stops.
 - Correct rollbacks.
 - Correct gaits.
 - Deductions.
 - Failure to complete pattern as described.
 - Poor stops.
 - Poor turns.
 - Poor backing.
- b. Scoring for Part 2 – Boxing, maximum of forty (40) points.
- Credits.
 - Expression by the horse and making moves with little rider assistance.

- b. Holding and controlling the cow.
 - c. Amount of work actually done and the degree of difficulty of the work.
2. Deductions.
 - a. Missing cow badly on turns.
 - b. Horse having to be handled excessively.
 - c. Letting cow escape.

FOR RULES TO ALL OTHER APPROVED YOUTH CLASSES NOT FOUND IN THIS YOUTH SECTION, REFER TO THE CORRESPONDING OPEN EVENT IN THE OPEN SHOW AND CONTEST SECTION OF THIS RULE BOOK.

YP-200. Novice Youth Division

A. INTERPRETATION OF RULES. All rules pertaining to Youth shall govern the Novice Youth.

YP-205. Novice Youth Eligibility

A. QUALIFICATIONS. Same as Youth. See Rule YP-010. In addition:

1. Point Limitation. Novice Youth eligibility will be determined on a per-category basis (see Rule YP-250.A.) at the time application for status is made. The APHA reserves the right to check all equine associations/registries for points and/or money earned.
2. Points earned in other associations will be re-valued using the other association's "Superior Award" value compared to APHA's (50 points) before being compiled for APHA Novice eligibility. Money earned will count as-is.

Breed	Points Required For Superior	"Relative" APHA value of 1 point
APHA	50	1.00
AQHA	50	1.00
Appaloosa	60	0.83
Pinto	175	0.30
Palomino	200	0.25
Australian QHA	60	0.83
Am. Buckskin Reg.	50	1.00
Arabian HA	150	0.33
Intl. Buckskin HA	90	0.55
POA (*ROM)	500	0.10

- a. To be eligible for Novice Youth status in a category the applicant cannot have earned twenty (20) revalued performance points (Open and/or Youth combined, excluding walk-trot and lead-line) in that category in any recognized equine association including, but not limited to APHA, AQHA, ApHC, IBHA, PHBA, PtHA, AHA, AMHA, ABRA, and POA. Points earned by individuals showing horses not owned as described in YP-015.A., will be recorded by the APHA and will count only for the purpose of determining Novice Youth eligibility.
- b. To be eligible for Novice Youth status in a category the applicant cannot have earned fifty (50) revalued Novice Youth points combined in that category in any recognized equine association including, but not limited to APHA, AQHA, ApHC, IBHA, PHBA, PtHA, AHA, AMHA, ABRA, and POA.
- c. To be eligible for Novice Youth status in a category the applicant cannot have earned \$2,500 in prize money in classes included in

that category in any recognized association, including but not limited to NSBA, NRHA, NCHA, NBHA, WPRA and PRCA.

- d. To be eligible for Novice Youth status in a category, the applicant cannot have won a World Champion or Reserve World Champion title (excluding walk-trot and leadline) in any recognized equine association, including but not limited to APHA, AQHA, ApHC, IBHA, PHBA, PtHA, AHA, AMHA, ABRA and POA.

2. Year Long Eligibility. If an individual is considered a Novice upon application they will be considered a Novice for that calendar year regardless of points and/or money earned.

B. Ownership Requirements. Same as Youth. See Rule YP-015.

YP-210. Novice Youth Card Application or Renewal

A. **NOVICE YOUTH CARD.** Every exhibitor competing in a Novice Youth class must possess a current Novice Youth Status card issued by the APHA. Application/ renewal for a Novice Youth card shall be made on a form provided by APHA, available from them at no charge, and returned with application fees as provided below. A temporary novice card may be applied for through the show secretary at an APHA-approved Show. Falsifying a novice youth application will result in disciplinary action. Show management must inspect the current card or a legible photocopy of the current card, or a temporary card at each show.

1. Annual fee. There shall be an annual fee for said card. Cards are valid through December 31 of the current year. Fee non-refundable. See fee schedule in front of Rule Book.
2. Rush fee. Any Novice Youth cards requested in less than three (3) weeks from the date they are received in the APHA office will be considered rush work and a fee, in addition to the regular fee, must accompany the application. Rush fee is non-refundable in the case an application is denied. See fee schedule in front of Rule Book.
3. Fax fee. There shall be a fee for the use of a telecopy fax to send Novice Youth applications and to send Novice Youth cards by the same machine. See fee schedule in front of Rule Book.
4. Name Change. There shall be a fee to issue an amended Novice Youth card to reflect the Novice Youth's change of name, upon request. See fee schedule in front of Rule Book.
5. Replacement fee.

- a. Replacement. To replace a Novice Youth card, written notification and a replacement fee must be received in the APHA office before the replacement card will be issued. See fee schedule in front of Rule Book.
- b. Non-receipt. If a Novice Youth card is not received with-in sixty (60) days from application, written notification must be received prior to the expiration of the sixty (60) day period and/or prior to the replacement card being issued. There will be a fee for a replacement card unless APHA is notified of non-receipt within the sixty (60) day period specified above. See fee schedule in front of Rule Book.

YP-215. Novice Youth Performance/Equitation Categories

A. **APPROVED CLASSES/CATEGORIES.** The following performance classes have been divided into *twenty (20)* categories and are approved for Novice Youth Points and/or participation certificates.

1. **Category I**
 - a. Barrel Racing
 - b. Goat Tying
 - c. Pole Bending
 - d. Stake Race
2. **Category II**
 - a. Western Riding
3. **Category III**
 - a. Jumping
 - b. Working Hunter
4. **Category IV**
 - a. No youth classes offered
5. **Category V**
 - a. Showmanship
6. **Category VI**
 - a. Breakaway Roping
 - b. Tie-Down Roping
 - c. Heading
 - d. Heeling
 - e. Steer Stopping
7. **Category VII**
 - a. Western Pleasure
8. **Category VIII**
 - a. Hunter Under Saddle
9. **Category IX**
 - a. Horsemanship
10. **Category X**
 - a. Hunt Seat Equitation
11. **Category XI**
 - a. Trail
12. **Category XII**
 - a. Team Penning
 - b. Ranch Sorting
13. **Category XIII**
 - a. Hunter Hack
14. **Category XIV**
 - a. Reining
15. **Category XV**
 - a. Working Ranch Horse
16. **Category XVI**
 - a. Cutting
17. **Category XVII**
 - a. Hunt Seat Equitation Over Fences
18. **Category XVIII**
 - a. Cowboy Mounted Shooting
19. **Category XIX**
 - a. Dressage
20. **Category XX**
 - a. *Working Cow Horse*

YP-220. Novice Youth Titles and Awards

- A. **NOVICE AWARDS.** Novice Youth awards are based solely on Novice Youth points earned. Upon earning 50 Novice Youth points per category, a national participation certificate will be mailed.
 1. Points are not eligible for Youth Awards. Novice Youth points may not be used for any of the Youth awards (Year-End, etc.) or show all-arounds.
- B. **FRAUDULENT CLAIMS OR ADVERTISING OF APHA TITLES OR AWARDS.** The registration certificate of any horse may be revoked permanently by the Association if the owner thereof fraudulently advertises, claims or holds forth that this certain horse is entitled to a title or award prior to the title being officially awarded by the Association.

YP-221. APHA Novice Youth Register of Merit Award

- A. **TITLE.** The title of APHA Youth Register of Merit will be awarded to any Youth and Youth/horse combination which meet the qualifying Rules YP-010., YP-015., YP-020. and these Title/Award requirements.
- B. **NO TIME LIMIT IN EARNING POINTS.** Points toward an APHA Novice Youth Register of Merit need not be earned in any one year. They may accumulate points in eligible categories until the Youth reaches their eighteenth year age limit, or until they point out, whichever comes first.
- C. **PURPOSE.** The purpose of the Register of Merit is to establish a record of excellence.
- D. **POINTS.** The Youth/horse combination are advanced to the Register of Merit when they have competed in one or more of the APHA-approved Novice Youth contests shown in Rule YP-250., and have won at least 10 points in any one event as outlined in the scale of points for contests.
- E. **CERTIFICATE.** When the title of Novice Youth Register of Merit is awarded, a proper certificate shall be prepared for the Youth exhibitor by the APHA office.

YP-222. Novice Youth Rookie of the Year Award

- A. To be eligible for the award:
 1. The exhibitor cannot have won any equine association points (in open,

- youth or novice youth) at any time prior to the year of the award.
- 2. The exhibitor is a first-time AjPHA Novice Youth card holder.
- 3. First-time Novice Youth card holders who have earned APHA Youth or Open points are not eligible for this award.
- B. All eligible exhibitors must hold a current year Novice Youth status card and must be a current member of the AjPHA or APHA according to Rule GR-020.I.
- C. This award is based on total points accumulated on a one-horse/one-Novice Youth basis per calendar year, and the horse's ownership must meet the requirements of Rule YP-015.
 - 1. Only one rookie of the year will be awarded, and will only include the Novice Youth division.
 - 2. Eligible Points. Points earned in events listed in YP-215.A. are eligible for this award.
 - 3. In order to be eligible for this award, a minimum of six (6) points must be earned.
- D. Tiebreaker:
 - 1. To the person winning points in the greatest number of different events.
 - 2. To the person with the greatest number of wins.
- E. An appropriate award will be awarded by the APHA.

YP-245. General Show Rules

- A. **MINIMUM CLASSES OFFERED.** If Novice Youth classes are offered, a minimum of three Novice classes must be offered and the corresponding APHA Youth classes must also be offered.
- B. **ORDER OF CLASSES.** The Novice Youth class must be held prior to the corresponding Youth class.
 - 1. Exhibiting in both Novice/Youth. Novice Youth may exhibit in the corresponding Youth class.
- C. **JUDGING OF CLASS.** Novice Youth classes will be judged in accordance with the corresponding Youth or Open rule for that particular event or contest.
- D. Each regional club, individual or organization is eligible for one or more sets of all Novice Amateur and/or all Novice Youth multi-judged shows per year. See Rule SC-105.
- E. **CONTESTANTS EXHIBITING THE SAME HORSE.** *A horse may not be shown by more than one exhibitor in the same event in the Novice Youth division (18 & under classes) at the same horse show. Example: A horse being exhibited in Novice Youth Trail may not be exhibited by another exhibitor in Novice Youth Trail at the same horse show. However, a horse being exhibited in Novice Youth Western Pleasure may be exhibited in Novice Youth and/or Youth Walk-Trot Trail by another exhibitor at the same horse show as these classes cannot be combined.*

For rules to Approved Novice Youth performance events not listed in the Youth or this section, refer to the corresponding open event in the Show and Contest section of this rule book. Exception: Open or Youth Halter events are not approved events for Novice Youth.

Racing

This section will only include rules pertaining to pari-mutual racing. For rules on non-pari-mutual racing contact the Racing Department at the APHA office.

RA-000. Racing Rules and Regulations

- A. **RECORD KEEPING.** The APHA is cognizant of the importance of keeping accurate records of the performance of American Paint Horses participating in races recognized by APHA. The APHA has adopted the format and basic racing regulations of the American Quarter Horse Association, including the current AQHA speed index system for rating horses with certain modifications. However, in all cases the APHA Racing Rules and Regulations will take precedence.
- B. **RACING COMMISSIONS.** The APHA does not intend for these rules and regulations to conflict in any way with state laws in regard to racing. In cases where these rules are in conflict with state laws, if any, the rules and regulations of the duly authorized racing commission shall take precedence.
- C. **RECOGNITION OF RACE RESULTS.** APHA will accept race results that include American Paint Horses in their Races. Only results of races from tracks under the supervision of the state, provincial or national racing commission or other recognized turf governing body will be accepted for recognition by APHA.
1. Races will be recognized in which all horses competing are registered with the American Paint Horse Association.
 2. Races will also be recognized in which an American Paint Horse competes with a horse registered with the following breed associations: Quarter Horses registered with the American Quarter Horse Association, Thoroughbreds registered with The American Jockey Club, The Canadian Jockey Club or The Mexican Jockey Club as well as horses registered with the Appaloosa Horse Club.
 3. A race will not be recognized in which a two-year-old competes against older horses.
 4. The American Paint Horse Association acknowledges that tracks and/or sponsors from time to time write stakes race conditions that restrict some horses registered with the APHA from competing.
 5. A Race results chart and an official program shall be filed with APHA following each day's racing by fax, on-line computer transmission or express delivery. The race results chart should include all of the necessary information to produce past performance lines. The official program should include conditions of the races, distances, names of the horses in each race, post positions, color, sex, age, breeding, owner, trainer, jockey and weight carried.
 6. Unless otherwise specified in the Official APHA Rule Book, the APHA recognizes and requests adoption by Racing Jurisdictions of the "Model Rules for Flat Racing" recommended by the North American Pari-Mutual Regulators Association (NAPRA) and/or the Association of Racing Commissioners International, Inc. (RCI).
 7. A videotape of all stakes races (including restricted) with a purse of \$15,000 or more shall be provided to APHA.
 8. An American Paint Horse may not earn a speed index or achieve Register of Merit at a distance exceeding 870 yards (795.5m) or around more than one turn; however, such races will be listed on the participating horse's race record.
 9. In cases of questionable times reported from tracks where the per-

formance records indicate possible error, issuance of Register of Merit certificates and acceptance of the time and speed index as official is to be withheld until the race is reviewed by APHA.

10. Any commission or breed registry ruling involving horses registered by APHA or affecting personnel engaged in American Paint Horse racing shall be filed with APHA unless the fine is less than \$500 or the suspension is less than 90 days.
11. If the laboratory report on the chemical analysis of the urine or other specimen taken from a horse indicates the presence of a forbidden drug or medication and the horse is isqualified, the horse shall receive no official speed index or racing points for having started in the race.

D. REGISTRATION REQUIREMENTS FOR STAKES RACES. To establish eligibility to participate in stakes races, all horses foaled on or after January 1, 2013, must meet the following requirements:

1. Regular Registry Horse - must have at least one APHA Regular Registry Paint Horse in the 1st generation.
2. Solid Paint-Bred Horse - must have at least one APHA Regular Registry Paint Horse in the 1st generation and must have at least one APHA Regular Registry Paint Horse in the 2nd generation.

RA-010. Speed Index and Racing Points

A. SPEED INDEX.

1. The American Paint Horse Association uses the current Speed Index System developed and adapted from the American Quarter Horse Association. The APHA also uses the track records recognized by the AQHA in establishing Speed Index ratings. At a track where the track records recognized by the AQHA are faster than the Minimum Track records, that track's AQHA recognized track record shall be used in compiling Speed Index ratings. At tracks where the track records recognized by the AQHA are slower than Minimum Track Records, the Minimum Track Records shall be used to compile Speed Index ratings.
2. Horses starting at tracks eligible for recognition by the APHA for the first time, will receive Official Speed Index ratings compiled on the basis of track records established during the approved races or meet, or by using the Minimum Track Records, whichever may apply. Ratings obtained at such tracks, however, shall be subject to review and revision by the APHA Racing Committee.
3. If a horse should be disqualified, he will receive Speed Index and points based on time awarded him by the stewards.
4. Should a horse carry less than 120 lbs. (54.4311kg) in a race, 1/10 of a second will be added to the official time for each four pounds, or fraction thereof, less than 120 lbs (54.4311kg).

B. RACING PERFORMANCE POINTS. Racing points will be awarded according to conditions of the race and order of finish for all races recognized by APHA which will include unofficial and hand-timed races.

1. Starter allowance and optional claiming races are considered in the same category as claiming races, based on claiming and optional claiming price.
2. Should a dead heat occur, all horses involved will receive the same points based on the place for which they dead-heated; all other horses will receive points based on their actual finish.
3. A disqualified horse will receive points according to its final placement.

4. Horses participating in match races or races with less than five (5) horses on the race card will receive no race points.
5. The final decision as to which category a race shall be placed will be made by APHA's Racing Department.

Racing Point System

	1st	2nd
Graded stakes for \$100,000 or more	20	19
Stakes races for \$100,000 or more		
Restricted graded stakes for \$100,000 or more		
Restricted stakes races for \$100,000 or more		
Graded stakes for \$50,000-\$99,000	19	18
Stakes races for \$50,000-\$99,000		
Restricted graded stakes for \$50,000-\$99,000		
Restricted stakes races \$50,000-\$99,000		
Graded stakes for \$25,000-\$49,999	16	15
Stakes races for \$25,000-\$49,999		
Restricted graded stakes for \$25,000-\$49,999		
Restricted stakes races \$25,000-\$49,999		
Graded stakes for \$10,000-\$24,999	14	13
Stakes races for \$10,000-\$24,999		
Restricted graded stakes for \$10,000-\$24,999		
Restricted stakes races \$10,000-\$24,999		
Allowance, Consolation, Claiming Stakes or Finals races for \$10,000 or more	14	12
Allowance, Consolation or Finals \$3,500-\$9,999 or Trials for races with purses of \$50,000 & up	12	10
Allowance, consolation or finals \$2,000-\$3,499 or Trials for races with purse of \$25,000-\$49,999 or claiming price of \$7,500 & up with purse of \$2,000 & up	10	8
Allowance, Consolation or Finals of \$1,000-\$1,999 or Starter Allowance races with no specific claiming price or Trials for races with purse of \$10,000-\$24,999 or claiming price of \$7,500 & up with purse of \$1,000-\$1,999	8	6
Allowance, Consolation or Finals of \$200-\$999 or Trials for races with purse of \$5,000-\$9,999 or Claiming or Claiming Stakes Trials or claiming price of \$7,500 & up with purse of \$200-\$999 or claiming price of \$4,000-\$7,499 with purse of \$1,000 & up	7	5
Trials for races with purse less than \$5,000 or claiming price of \$4,000-\$7,499 with purse of \$200-\$999 or claiming price of \$2,500-\$3,999 with purse of \$1,000 & up	6	4
Claiming price of \$2,500-\$3,999 with purse of \$200-\$999 or claiming price of \$1,000-\$2,499 with purse of \$1,000 & up	5	3
Claiming price of \$1,000-\$2,499 with purse of \$200-\$999	4	3
Graded races (speed index, speed index trial, speed index final) or any race with a purse less than \$200 or any maiden race	3	1

3rd	4th	5th	6th	7th	8th	9th	10th	11th	12th
18	17	16	15	14	13	12	11	10	9
17	16	15	14	13	12	11	10	9	8
14	13	12	11	10	9	8	7	6	5
12	11	10	9	8	7	6	5	4	3
10	8	6	4	2	1				
8	6	4	2	1					
6	4	2	1						
4	3	2	1						
4	3	2	1						
3	2	1							
2	1								
1									

RA-020. Enhancement of Penalty Rule

- A. Without necessity of referral or recommendation by stewards, to enhance penalties and sanctions, APHA reserves the right to independently direct disciplinary action or sanctions against individuals coming under APHA recognition by their participation in American Paint Horse racing conducted under the provisions of the APHA Official Rule Book and regulated by duly authorized state racing commissions, the results of which are accepted by APHA, in regard to the following matters:
1. Positive lab results involving classified narcotics or drugs restricted from administration to horses entered to race;
 2. Possession of electrical devices in the course of a recognized race;
 3. Racing a ringer for fraudulent purposes; and
 4. Multiple offenses for the same ownership. Such procedure will be conducted according to Rule GR-070. Individuals may be suspended from membership and horses owned, trained and/or ridden by such individuals may be suspended from participation privileges in APHA-approved events.

RA-030. Horse Ownership

- A. **OWNERSHIP.** Horses entered in races shall be entered under the ownership of the record owner as shown on the registration certificate.
- B. **CLAIMING.** For information on transferring horses claimed in claiming races (See Rule RG-135. N.)
- C. **LEASES.** Horses racing under lease arrangements will be carried under the ownership of the lessee, providing the lease has been previously filed and recorded with APHA.

RA-040. Tattoo Identification Requirements and Parentage Verification

- A. **TATTOO IDENTIFICATION.** American Paint Horses participating at tracks, the results of which are recognized by APHA, require tattoo identification as following: Tattoo Identification: Unless otherwise stipulated by the responsible turf governing body, every horse registered with APHA, prior to participating in a race shall be identified and branded with a tattoo number on the upper lip by an APHA authorized tattoo technician. Refer to Rule RG-095 for rules pertaining to age determination by tooth examination and ineligibility to compete, if age shown by teeth does not correspond with age shown on registration certificate. The official tattoo identification number shall be affixed on the horse's registration certificate, filed with APHA, and become part of the identifying markings of said horse. The fee for tattoo identification by an APHA authorized tattoo technician is payable at the time of tattoo identification (see fee schedule in front of rule book).
1. APHA's tattooing of an identification number on a horse is another manner of identification only, and, in no event constitutes a waiver by APHA of its privilege to correct and/or cancel a registration certificate for cause under APHA's rules and regulations, which is the express condition of its issuance as noted on the face of the certificate.
- B. **PARENTAGE VERIFICATION.**
1. All horses foaled on or after January 1, 2000, shall be parentage verified through genetic testing by DNA by written analysis from a laboratory approved by the Association and filed with the Association before their first official start, regardless of the type of race. The horses' registration certificate shall be issued or reissued with the appropriate designation, "parentage verified". All 2003 foals and thereafter must be parentage verified before they are tattooed.

2. All parentage verification must be coordinated through the APHA Field Services Department. Forms listing the appropriate fees are available through APHA.
 3. Any horse which cannot be parentage verified due to the death or foreign export of the sire and/or dam, may apply to the APHA Executive Committee by written application for consideration of a hardship exemption to required parentage verification.
- C. **REFUSAL TO COMPLY.** Refusal by an owner of sire, dam or foal to comply with the requirements of genetic testing, parentage verification, and/or tattoo identification, shall automatically disqualify such horse from participation in racing at tracks, the results of which are recognized by APHA, until such time as compliance with said request, and may be grounds for possible disciplinary action by APHA.

RA-050. Stakes Races

- A. A Stakes Race is a race in which stakes of \$50 or more are posted by the owners of the participating horses and is still a stakes race when money or other prizes are added. In addition, no race with a purse of less than \$5,000 will be considered a stakes race. Match races shall not be eligible for stakes recognition. However, an invitational stakes race or an invitational handicap race for which owners do not contribute to the purse, but which is advertised in the regular stakes program, shall also be considered a stakes race, provided it carries a minimum purse of \$5,000 or more. Nominations must close more than forty-eight (48) hours before time for the first race of the day on which such stakes are to be run..
- B. Restricted Stakes Races are those races that restrict entries so as to exclude horses of the same class that would otherwise be eligible to enter, such as but not limited to, progeny races, one APHA-registered Paint parent races, state bred races, state foaled races, entries limited to those horses sold in a particular sale. The results of these races including monies earned and speed indexes shall be entered in the horse's permanent race records.

RA-060. APHA Racing Recognition Program

- A. **RACING REGISTER OF MERIT.** Racing Register of Merit can be achieved by obtaining a speed index of 80 or higher. A speed index will only be awarded for approved electric times at recognized distances up to 870 yards (795.5m). Standard distances for qualification of Register of Merit are 220 (201.17m), 250 (228.6m), 300 (274.3m), 330 (301.8m), 350 (320m), 400 (365.8m), 440 (402.3m) and 550 yards (502.9m); standard distances for qualification of Register of Merit around one turn are 660 (603.5m), 770 (704m) and 870 yards (795.5m). Should a horse receive no speed index due to a hand-time caused by the malfunction of the electric timer; and the time would have resulted in a speed index of 80 or higher; and the hand-time is certified by track stewards, the owner of the horse may appeal to APHA for designation of the horse as a Register of Merit qualifier. Upon request, a Register of Merit certificate will be furnished to the recorded owner at time the Register of Merit is earned.
- B. **RUNNING CHAMPION AWARDS.** Running Champion awards will be awarded annually by written ballot of the APHA Racing Committee. All APHA annual racing awards will be issued to the owner of record as of December 31. The following awards will be given: Champion Running Two-Year-Old, Champion Running Three-Year-Old, Champion Running Aged Horse (four-year-old and older); Champion Running Two-Year-Old Filly, Champion Running Two-Year-Old Gelding, Champion Running

Two-Year-Old Colt, Champion Running Three-Year-Old Filly, Champion Running Three-Year-Old Gelding, Champion Running Three-Year-Old Colt, Champion Running Aged Mare, Champion Running Aged Gelding, Champion Running Aged Stallion. From the three age divisions, the overall World Champion Running Paint Horse will be selected. A suitable award will be presented to each of the three age and sex divisions for the annual running champion awards. If a horse is named World Champion and Champion by age, only one award will be awarded with both titles listed. Race results received after ten (10) days from December 31, will not be used in selecting the running champions.

1. The annual running champion awards for the Solid Paint-Bred/Breeding Stock Registry will be determined by the system described in Rule RA-060. B.
2. Champion honors will be considered for American Paint Horse Racing conducted internationally, including Canada, provided there is a significant race season, which will be determined by the APHA Racing Committee, and pari-mutual wagering is conducted.
3. A Champion 3-Year-Old & Older Distance Horse will be awarded annually by written ballot of the APHA Racing Committee. An appropriate award will be issued to the owner of record as of December 31. Horses in both registries, Regular and Solid Paint-Bred will be combined for this award.
4. A Champion 3-Year-Old & Older Claiming Horse will be awarded annually by written ballot of the APHA Racing Committee. An appropriate award will be issued to the owner of record as of December 31. Horses in both registries, Regular and Solid Paint-Bred will be combined for this award.

5. *The Broodmare of the Year will be awarded annually by written ballot of the APHA Racing Committee and must meet one of the following criteria*

- a. *Only APHA Registered mares will be considered for this award.*
- b. *Have at least one (1) Grade 1/RG1 Stakes Winner –or- Two (2) Graded RG Stakes Winners –or- Three Non-graded Stakes Winners –or- One stakes placed finisher with earnings in excess of \$30,000. An appropriate award will be issued to the owner of record as of December 31. Horses in both registries, Regular and Solid Paint-Bred will be combined for this award.*

C. **APHA RACING TITLES.** The titles of APHA World Champion Running Paint Horse, APHA Champion Running Paint Two-Year-Old, APHA Champion Running Paint Three-Year-Old and APHA Champion Running Aged Paint Horse, APHA National Race Futurity Champion, APHA National Race Maturity Champion and International or Canadian Champion, APHA Champion Distance Horse, APHA Champion Claiming Horse, and ***Broodmare of the Year*** are hereby, from this date and in the future, reserved by the American Paint Horse Association for its express use. The registration certificate may be revoked permanently by the APHA if the owner thereof fraudulently advertises, claims, or holds forth that this certain horse is entitled to the aforementioned titles prior to the title being officially awarded by the APHA.

D. **APHA RACING HONOR ROLL AWARD.**

1. The APHA will make annual awards each year to the horse of each sex earning the most points during one calendar year in racing. The horse which earns the most points will be called the APHA Honor Roll Racing Mare, APHA Honor Roll Racing Gelding, or APHA Honor Roll Racing Stallion. The horse will receive an appropriate award

which will be awarded to the owner of record as of December 31. Each of the remaining horses, 2nd through 10th, shall receive appropriate certificates which shall be mailed to the owners of record as of December 31.

2. Solid Paint-Bred/Breeding Stock Horse Honor Roll - method of tabulation same as Rule RA-060. D.1.
 3. If a horse advances from the Solid Paint-Bred Registry to the Regular Registry and has earned points, all points earned prior to the advancement will transfer with the horse to the new registry. The horse will then be eligible for any awards to be given in the regular registry as of December 31.
- E. **MINIMUM RACING POINTS.** To qualify for Honor Roll awards, the horse must have earned a minimum of 8 racing points. (See RA-010. B.1.)
- F. **APHA SUPERIOR RACE HORSE.**
1. The title APHA Superior Race Horse will be awarded to any stallion, mare or gelding which has been issued a registration certificate by the American Paint Horse Association provided said horse has earned 100 or more points in APHA approved races. The said horse will be designated as APHA Superior Race Horse. See Rule SC-030.
- G. The APHA Racing Recognition applies to all races run after January 1, 2000. For transfer of ownership in claiming races see Rule RG-155.N.

RA-070. Cutter and Chariot Racing

- A. Only results of cutter and chariot racing contests conducted under the direct supervision of a state racing commission and/or the World Champion Cutter and Chariot Racing Association (WCCCRA) will be accepted for recognition by APHA.

RA-080. APHA'S Statement of Disclaimer of Responsibility for Safety at Cutter and Chariot Racing Contests

- A. APHA will accept cutter and chariot racing contest results as official and use such results to calculate year-end awards.
- B. APHA does not assume or accept duty or responsibility for safety at these racing contests in regard to participants or any other third parties, or for the horses or other property thereof, which responsibility, as between APHA, and track management and WCCCRA, remains solely with track management and the WCCCRA.
- C. Unless otherwise specified in this rulebook, the racing rules of the WCCCRA will be utilized for the governance of cutter and chariot racing recognized by APHA.
- D. A cutter and chariot racing contest shall consist of a series of races constituting one complete go-round for all horses entered, each of which races shall match two or more two-horse teams pulling a cutter and driver or a chariot and driver. For a contest to be recognized, twelve teams of registered horses (24 horses) must compete.
- E. All American Paint Horses participating in cutter and chariot races must be properly identified.
- F. Cutter and chariot racing is a timed event, with placings determined on the basis of time lapsed for each team in the contest. The winning team in each contest will be the team with the least lapsed time, between the time the starting gate opens to dispatch the horses until the nose of the leading horse on such team crosses the finish line.
- G. Any horse finishing first, and any horse randomly selected by the stewards in a cutter and chariot racing contest shall be properly tested for the presence of unauthorized drugs or foreign substances.
- H. Officials of a cutter and chariot racing contest shall consist of a presid-

ing steward and two associate stewards, a starter, a clerk of the scales and three timers. In the event an electric timer is used, there must still be two hand-timers. The time for any given team will be the time electronically recorded for that team, or the average of the hand timers in the event the electric timer is not used or fails to operate.

- I. To be eligible for placing, the aggregate weight of the cutter or chariot, harnesses, bridles and driver for such team must not be less than 275 pounds.
- J. A cutter and chariot race must be started from a closed starting gate and conducted on a straight course.
- K. During the course of a cutter and chariot race, if a team moves out of the lane in which it starts in such a manner that it interferes with or impedes another team, the offending team shall be disqualified when, in the opinion of the stewards, the outcome of the contest was affected. Any such team disqualified shall be placed behind the team or teams it fouled, and shall be given the time of the team it was placed behind, plus .01 second, or the maximum accuracy of the timer not to exceed .001 second.
- L. Register of Merit shall be awarded according to rule RA-060.A and official speed indexes shall be awarded according to rule RA-010.A.1.
- M. High-Point Champions will be awarded at the end of the cutter and chariot racing season in the following categories: three-year-old colt; three-year-old filly; three-year-old gelding; aged stallion; aged mare; aged gelding. An appropriate award will be given to the horse's recorded owner as of April 1st of each year.
- N. Superior Chariot Horse will be awarded to any American Paint Horse which earns 200 chariot points.
- O. Chariot racing points will be awarded according to the point distribution for WCCCR races adapted from the American Quarter Horse Association. The AQHA point distribution chart is listed below.

**World Championship
Chariot Racing Finals**

	1st Place	2nd Place	3rd Place
1st Division	16	10	5
2nd Division	12	6	3
3rd Division	10	5	3
4th Division	8	4	2
5th Division	6	3	2

**World Championship
Qualifying Races* 1st Division**

	1st Place	2nd Place	3rd Place
Two team race	10		
Three team race	10	5	
Four team race	10	6	4

**World Championship Qualifying Races*
2nd Division**

	1st Place	2nd Place	3rd Place
Two team race	8		
Three team race	8	4	
Four team race	8	5	3

**World Championship Qualifying Races*
3rd Division State Finals – 1st Division**

	1st Place	2nd Place	3rd Place
Two team race	7		
Three team race	7	3	
Four team race	7	4	2

World Championship Qualifying Races*

4th Division State Finals – 2nd Division	1st Place	2nd Place	3rd Place
Two team race	6		
Three team race	6	3	
Four team race	6	4	2

World Championship Qualifying Races*—

5th Division State Finals – 3rd Division	1st Place	2nd Place	3rd Place
Two team race	5		
Three team race	5	2	
Four team race	5	3	2

State Finals 4th through 12th Division	1st Place	2nd Place	3rd Place
Two team race	4		
Three team race	4	2	
Four team race	4	3	2

Home Association Races	1st Place	2nd Place	3rd Place
Two team race	3		
Three team race	3	1	
Four team race	3	2	1

*First four days of World Championships

Racing Chart Books

Soft cover, lists horses and races by year, describes race and conditions, placings, speed index of each horse, each race. Cost of \$20 for each book includes postage. Check Choice.

- | | | | | |
|----------------------------------|----------------------------------|----------------------------------|----------------------------------|-------------------------------|
| <input type="checkbox"/> 1966-74 | <input type="checkbox"/> 1975-76 | <input type="checkbox"/> 1977-78 | <input type="checkbox"/> 1979-80 | <input type="checkbox"/> 1981 |
| <input type="checkbox"/> 1982 | <input type="checkbox"/> 1983 | <input type="checkbox"/> 1984 | <input type="checkbox"/> 1985 | <input type="checkbox"/> 1986 |
| <input type="checkbox"/> 1987 | <input type="checkbox"/> 1988 | <input type="checkbox"/> 1989 | <input type="checkbox"/> 1990 | <input type="checkbox"/> 1991 |
| <input type="checkbox"/> 1992 | <input type="checkbox"/> 1993 | <input type="checkbox"/> 1994 | <input type="checkbox"/> 1995 | <input type="checkbox"/> 1996 |
| <input type="checkbox"/> 1997 | <input type="checkbox"/> 1998 | <input type="checkbox"/> 1999 | <input type="checkbox"/> 2000 | <input type="checkbox"/> 2001 |
| <input type="checkbox"/> 2002 | <input type="checkbox"/> 2003 | <input type="checkbox"/> 2004 | <input type="checkbox"/> 2005 | <input type="checkbox"/> 2006 |
| <input type="checkbox"/> 2007 | <input type="checkbox"/> 2008 | <input type="checkbox"/> 2009 | <input type="checkbox"/> 2010 | <input type="checkbox"/> 2011 |
| <input type="checkbox"/> 2012 | | | | |

Complete set for \$720

Return this form by mail to: American Paint Horse Association, Attn. Racing,
P.O. Box 961023, Fort Worth, Texas 76161-0023

Name: _____

Street: _____ City: _____

State or Prov.: _____ Zip or Post. Code: _____

PAC Program

PR-000. APHA PAINT ALTERNATIVE COMPETITION (PAC)

This Program is designed to promote Regular Registry and Solid Paint-Bred/Breeding Stock Paint Horses in competition outside of approved APHA shows and contests by providing a special recognition program for their accomplishments.

A. PAC EVENT APPROVAL

1. The APHA may recognize and award credits in any approved event or class that is put on by a recognized association, organization or affiliate that has been approved by the APHA, has a representative who agrees to keep records for one year, and follows the guidelines on the PAC event approval form.
2. *It is recommended that the judges for PAC approved events be trained through an organization or be on a recognized judges list.*
3. All clubs/organizations must agree to keep record of all exhibitor placings for at least one year from the event date. The APHA reserves the right to request copies of official results during any time in the calendar year.

4. The following associations are automatically PAC approved:

4-H Clubs	4-H
APHA Approved Regional Clubs	APHA
American Competitive Trail Horse Association	ACTHA
American Cutting Horse Association	ACHA
American Endurance Ride Conference	AERC
American Stock Horse Association	ASHA
Canadian Cutting Horse Association	CCHA
International Professional Rodeo Association	IPRA
National Barrel Horse Association	NBHA
National Cutting Horse Association	NCHA
National Reined Cow Horse Association	NRCHA
National Reining Horse Association	NRHA
National Snaffle Bit Association	NSBA
North American Trail Riding Conference	NATRC
Professional Rodeo Cowboys Association	PRCA
Stock Horse Association of Texas	SHOT
United States Calf Roping Association	USCRA
United States Dressage Federation	USDF
United States Eventing Association	USEA
United States Equestrian Federation	USEF
United States Pony Club	USPC
United States Team Penning Association	USTPA
United States Team Roping Championships	USTRC
Women's Professional Rodeo Association	WPRA

5. PAC and APHA approved events can be held in conjunction; however an exhibitor cannot earn points and credits in the same class. Credits from other breed or color registry classes that award national points will not count. NOTE: The APHA will have final approval of all association and/or events. PAC event approval applications are available through APHA or the APHA website.

B. PAC ENROLLMENT

1. Submit a completed PAC enrollment application along with the required fees. Annual enrollment runs from January 1 to December 31. Fee schedule is located in the front of the Rule Book.
2. Enrollment application must be received in the APHA office prior

to competing in any PAC approved event for PAC credits to apply.

3. **All PAC exhibitors must be current APHA/AjPHA members at time of enrollment and to receive PAC credits.**
4. In order for the horse to receive any awards or certificates, the owner of the said horse must be a current member of the APHA.
5. The show secretary/manager must inspect the PAC card, if available, and must sign the exhibitor report form prior to submitting the forms to APHA.
6. **All exhibitor report forms must be returned to APHA within thirty (30) days of the show or event.** Exception: Due to processing year end awards, all exhibitor report forms from events after December 15 must be received on or before January 15 of the following year to obtain credits.
7. All exhibitors have 90 days past the date of the show to review each show's credits. Within that time all corrections must be made; past the ninety days all credits will remain as is unless amended according to APHA rules or Executive Committee.

C. CREDITS.

At the APHA's discretion, some events may warrant credits being earned for completion only. Other criteria for earning credits may be established or amended by the Executive Committee. APHA also reserves the right to combine categories at their discretion.

PAC Credit System

No. Horses In Class	Placings/Credits Earned					
	1st	2nd	3rd	4th	5th	6th
3-5	1					
6-8	2	1				
9-11	3	2	1			
12-14	4	3	2	1		
15-17	5	4	3	2	1	
18 or more	6	5	4	3	2	1

PAC Credit System for Halter Champions

Grand Champions receive 2 credits

Reserve Grand Champions receive 1 credit

PAC Credit System for 4-H Events

(if Danish system is used)

Purple Ribbon 3 credits

Blue Ribbon 2 credits

Red Ribbon 1 credit

White Ribbon 0 credit

PAC Credit System for NBHA Events

If the competition is a 4-D event, the following will apply for number of entries.

1-D All horses competing.

2-D Only horses qualified for 2-D, 3-D, and 4-D.

3-D Only horses qualified for 3-D and 4-D.

4-D Only horses qualified for 4-D.

If the competition is a 3-D event, the following will apply for number of entries.

1-D All horses competing.

2-D Only horses qualified for 2-D and 3-D.

3-D Only horses qualified for 3-D.

PAC Credit System for Dressage Events

Training, First and Second Levels

(Must receive a score of at least 55% to earn credits)

67.001%-or better 4 credits

64.001%-67.000% 3 credits

60.001%-64.000% 2 credits

55.000%-60.000% 1 credit

Exhibitor does not need to participate in all four tests.**

Third and Fourth Levels (including Musical Freestyle)

(Must receive a score of at least 50% to earn credit)

65.001% or better 5 credits

60.001% 65.000% 4 credits

55.001% 60.000% 3 credits

50.000% 55.000% 2 credits

FEI Levels

Prix St. George, Intermediate I and II, AHSA International Tests, Grand Prix, Grand Prix Special and Musical Freestyle at these levels. This includes all FEI Young Rider tests.

70.001% -or better 10 credits

65.001%-70.000% 9 credits

60.001%-65.000% 8 credits

55.001%-60.000% 7 credits

50.000%-55.000% 6 credits

45.000%-50.000% 5 credits

PAC Credit System for Combined Training/Eventing

Horse Trials

(Dressage, Stadium Jumping, Cross-country)

1st place 5 credits

2nd place 4 credits

3rd place 3 credits

4th place 2 credits

5th place 1 credit

Classic Three-Day Events

(Roads & Track, Steeplechase)

1st Place 16 credits

2nd Place 12 credits

3rd Place 10 credits

4th Place 7 credits

5th Place 6 credits

7th Place 4 credits

8th Place 3 credits

*Eventing Credit System differs for **Horse Trials** and Classic Three Day Events. ****Horse Trials** must include 5 or more entries to receive credits.

PAC Credit System for Endurance

5 credits for completion of 12-40 miles multi-day competition.

7 credits for completion of 41-99 miles multi-day competition.

10 credits for completion of 25-49 miles (one day competition only).

12 credits for completion of 50-99 miles (one day competition only).

16 credits for completion of 100 miles (one or multi-day competition).

1 credit for "Best Condition Award."

Only one score (completion or placing) per competition is submitted for credits. Organizations/competitions MUST have a veterinary stamina/soundness evaluation of the horse during events to qualify for placing credits in this category. Events must complete at least 12 miles per event to qualify for credits in this category.

Awards

PR-010. PAC Certificate of Recognition

- A. Certificate of Recognition will be awarded to horses that have earned a minimum of twenty (20) credits in any one approved category. A horse may receive this award for each separate category in which it has earned twenty (20) credits.

PR-020. PAC Certificate of Achievement

- A. Certificate of Achievement will be awarded to horses that have earned sixty (60) or more credits in any one approved category. A horse may receive this award for each separate category in which it has earned sixty (60) credits.

PR-030. PAC Year-End Leaders

- A. The APHA will determine annual awards based upon the number of credits earned while exhibiting an individual horse during the calendar year's competition in each category.
- B. The horse that earns the most credits during the calendar year in a given category will be the year's high-credit earner for that category and an appropriate award will be awarded to the horse's owner.
- C. To qualify for any PAC Leader titles, the horse must have earned at least ten (10) credits in that category during the year.
- D. The APHA will determine annual awards based upon the total number of credits earned while exhibiting an individual horse during the calendar year's competition in Zones 12, 13 and 14. Year End awards will be given to the top 5 horses in each zone accumulating ten (10) or more credits in all categories combined.

PR-040. Six PAC Top Five

- A. Year end awards will be given to the top five horses that earned the most credits in at least six different categories. Credits for each horse will be compiled separately. All ownership and PAC requirements must be met to be eligible for these awards.

PR-050. Six PAC Champion

- A. The title of Six PAC Champion will be given to a single horse that places first in at least six different categories on the PAC Leader's List in a single year. All ownership and PAC requirements must be met to be eligible for this award.

PR-060. PAC Approved Categories

- *4-H English
- *4-H Showmanship English
- *4-H Showmanship Western
- *4-H Timed Events
- *4-H Western
- Barrel Racing (Restricted to Cloverleaf)
- Color Class
- Cutting
- *Dressage
- Driving
- *Endurance
- English Pleasure
- Equitation
- *Combined Training/Eventing
- Games
- Halter (not to include Color classes)

Disability Classes (Competitions approved by a nationally recognized organization such as NARHA)

Over Fences

Reining

Roping

Showmanship

Team Penning

Timed Events (restricted to pole bending, barrel racing other than clover-leaf, stakes racing, goat tying)

Trail

Walk-Trot

Western Pleasure

Western Riding

Working Cow Horse

Working Ranch Horse

Yearling Performance

*Credits are awarded as directed per category scoring criteria, however, for tabulating methods only, placing and entry numbers will appear on the record.

The American Paint Horse Association will have final approval of all classes or events. All classes must comply with the categories that are approved by the APHA.

APHA Ride America Program

This program is designed to promote members and their Regular Registry and Solid Paint-Bred/Breeding Stock Paint Horses, who ride or drive for recreation and leisure purposes by providing a special recognition program for their achievements.

Qualifications and Rules:

- Participants must be current APHA or AjPHA members and must maintain membership for the entire time in which hours are recorded toward a recognition level.
- Submit an enrollment application and one-time enrollment fee per horse/rider combination to the Association. See fee schedule in front of Rule Book.
- Ride or drive an American Paint Horse - Solid Paint-Bred/Breeding Stock or Regular Registry. Participants do not have to own the horse.
- Time may be recorded for any activity in which you participate by riding or driving (exception: APHA approved shows or contests.) You can also log time spent in the saddle or cart while riding in a group or parade.
- Participants must maintain a separate log on each registered American Paint Horse enrolled.
- Keep track of time (one hour for each hour actually spent riding or driving) on the official Ride America Time Log. Time logs may also be entered on the APHA web site at www.apha.com/rideamerica.
- All time figured is on a one-horse/one-rider basis and is on the honor system.
- Earn double hours by riding on government owned land, i.e., national and state parks, grasslands, BLM or conservation land, historic areas (as recognized by the U.S. or Canadian National Parks Service) or participating in an Official APHA Trail Ride (2 hours of credit for every hour ridden).
- Participants are responsible for sending in Ride America Time Logs to the Association in order to earn awards.

Award Levels:

100, 500, 1,000, 1,500, 2,000, 2,500, 3,000, 3,500, 4,000, 4,500, 5,000, 6,000, 7,500, 10,000-hour awards will be given. Patches will be awarded at all levels and awards will be given for the 100 to 10,000 hour levels. APHA reserves the right to substitute awards of equal value.

Guidelines for Regional Club Sponsored APHA Approved Trail Rides

1. Application for trail ride approval is available on the website or by request from APHA.
2. The completed form and fee are to be submitted to APHA.
3. Application will be processed and notification will be sent to regional club upon approval.
4. The ride must be coordinated by a Regional Club in good standing with the APHA.
5. Insurance and Liability is required and is the responsibility of the Regional Club.
6. The Regional Club must secure a liability release and registration form from each rider/non rider (forms provided by APHA).
7. The Regional Club must obtain written permission of the landowner if the ride is to be held on private property/ proper permits must be obtained for state or federal land.
8. The ride must adhere to and enforce the APHA trail ride guidelines.
9. Safety must always be the number one goal.
10. The ride dates must be approved by APHA.
11. The ride must have a minimum of 20 riders to qualify for a recognized ride.
12. The ride must be open to all breeds, horse or mule.
13. The ride must consist of a minimum of four (4) hours ride time.
14. The APHA will assist in marketing and publicizing the ride.
15. There will be no limits on distance from other regional clubs trail rides or shows on the same dates.
16. The Regional Club must secure a Trail Ride Coordinator who will serve as liaison with the APHA.
17. The Trail Ride coordinator must be an APHA member in good standing.
18. The Trail Ride Coordinator will be responsible for laying out and enforcing the APHA trail ride guidelines.
19. The Trail Ride coordinator should have a plan for emergency with both humans and animals.
20. The Trail Ride coordinator should be a person capable of envisioning the trail ride from beginning to end which includes but is not limited to:
 - a. Decide the duration of the ride.
 - b. Securing a ride location and doing the pre-ride to make sure the trail is clean and safe.
 - c. Secure capable trail hands who are experienced riders.
 - d. If the ride includes overnight stay, what are the plans for stalls, camping accommodations, and meals, etc?
 - e. Ascertain there is sufficient parking for trailers, living quarters, motor homes, etc.

Guidelines For Sponsoring A Zone-O-Rama

The purpose of the Zone-O-Rama is to encourage clubs within a zone to coordinate and work together to promote a large show and to utilize any net proceeds to promote the American Paint Horse and Paint Horse activities in their respective zone. See Article X for Zone Coordinating Committee bylaws.

The following guidelines must be followed:

Step 1. Form a Zone Coordinating Committee per Article X of the APHA Rule Book.

- a. The Zone Coordinating Committee will handle all of the business for the Zone-O-Rama show and any other Zone business. The Zone show will not be approved until such time as the Coordinating Committee is formed.
- b. Per Article X, the Organizational Zone Coordinating Committee will consist of an equal number of representatives from each state and/or regional club included in the zone that wishes to participate. Three per state is suggested. It is not mandatory for a state and/or regional club to participate. Each club, all National Directors with the zone and the Association must be contacted and given the opportunity to respond if they wish to participate. A staff representative or National Director may attend the zone meeting(s). Notification should be made at least 30 days prior to the organizational meeting.
- c. Meeting/Officers
 - i. Set a meeting date and time with the Zone Coordinating Committee Representatives that were notified in b. Conference calls are acceptable.
 - ii. At the preliminary organizational meeting, decided upon subsequent representation, and elect officers.
 - iii. Incorporate the By-laws of the Zone Coordinating Committee and take care of any other preliminary zone business.
 - iv. It is suggested that this meeting take place at least eight months prior to the projected show date.

Step 2. Second and/or Subsequent Annual Meetings

- a. Set a meeting date and time with the Zone Coordinating Committee Representatives determined above. Conference calls are acceptable. It is suggested that this meeting take place at least six months prior to the projected show date. This meeting can take place immediately following the organizational meeting if in the first organizational year of the zone. Each club within the zone, all National Directors with the zone and the Association must be contacted at least 30 days prior to the meeting time.
- b. At this meeting, review and determine proposed Zone-O-Rama dates and locations and take care of any other zone business.
- c. Subsequent to this meeting, write to each club and ask if they would like to co-sponsor the Zone-O-Rama. Request a response in writing.

Step 3. Annual Submission to the American Paint Horse Association.

- a. A current year list of the Zone Coordinating Committee Representatives and Officers.
- b. A copy of the Zone By-laws.
- c. For Zone-O-Rama Show Approval, submit the following three months prior to the show, Rule SC-090. Show approval shall apply:
 - i. The show application should be filled out by the Zone Coordinating Committee and sponsored by the Zone Coordinating Committee. The committee may hire a professional show management group to conduct the show.

- ii. A letter from the Zone Coordinating Committee stating that they have approved the date and location of the Zone-O-Rama.
- iii. Copies of the letters sent to each club asking if they would like to participate in the Zone-O-Rama Show and their responses.
- iv. Minutes from each of the required meetings - the organizational meeting in year one and in subsequent years, minutes of the annual meeting to propose the dates and location of the Zone-O-Rama.
- v. A copy of the annual financial report.
- vi. The Zone-O-Rama will not be listed until all required submissions are received including a. and b. above.

If you have any questions, contact the Performance Department at 817/834-2742 extension 245.

APHA World Show Qualification by Participation Guidelines

Regional Clubs are the heart of the APHA, and support of these grassroots clubs is vital to the growth of the Paint Horse industry. APHA's qualifying is strictly participation-based, and on the horse only.

Qualification Criteria:

1. All horses (Regular Registry and Solid Paint-Bred) must qualify to participate at the World Championship Paint Horse Shows. (See #5 for exceptions.) In order to qualify to compete at each World Show, all horses must compete at four (4) different APHA-approved show events, with a minimum of eight (8) judges total during the qualifying period. Horses may be shown in any state to qualify, regardless of residence, to qualify – participation is the key.
 - a. No single show activity can create more than two (2) show events at any given time.

Example:

- A 2-day, 2-judge show held Saturday and Sunday counts as one show event.
- Two back-to-back 2-judge shows count as two events total.
- A 4-judge POR counts as one show event.
- Two back-to-back 4-judge PORs count as two show events.
- A 4-judge POR back-to-back with a 4-judge POR back-to-back with a 2-judge special event counts as a maximum of two show events.
- In all cases, the number of judges may be counted towards the minimum judge requirement.

Special events held with APHA dual-approval (i.e. an NRHA reining with APHA dual-approval or NSBA classes with APHA dual-approval, etc.) count toward the qualification requirements. Paint Alternative Competition-approved events do not count toward qualification. The World Shows do not count toward qualification.

Note: All owners must be APHA members at the time of the show in order for that show to count towards the show requirement for qualification.

2. Qualification period:
 - a. Youth World Show – qualifying period is from April 1 through March 31 of the World Show year.
 - b. Open/Amateur World Show – qualifying period is from August 1 through July 31 of the World Show year.
3. Horses are not required to qualify in specific events in any division. Any qualified horse may be shown in any class at the World Show in any division in which they are eligible. Horses will show in their appropriate age division at the World Shows, regardless of the qualifying division.
4. Exhibitors are not required to qualify. Any exhibitor may show any qualified horse in any class at the World Show in any division. Amateur and Youth eligibility and ownership rules apply.
5. Horses being shown only in the following classes are not required to qualify due to time restraints and age of horse.
 - Weanling halter
 - Yearling halter
 - Yearling Longe Line and Yearling In-Hand Trail
 - Two-year-old performance horses
 - Three-year-old performance horses

Note: Additional exceptions will be determined by zone, based on classes not offered during the qualifying year in the owner's zone. Exemption will

be granted to horses whose owners reside in that zone only in the classes that were not held. If a horse is qualified by the exemption, the horse must be entered in that class to be eligible to compete at the World Show. Example: roping, cutting, over fences, etc. in certain areas.

6. Specialty classes (including Youth Leadline, Parents Western Pleasure, Challenge, Sweepstakes, Slots and futurity classes) do not require horse qualification to enter; although if regular classes are also to be entered, then the horse must qualify.
7. At no time will the number of points or lack thereof be considered for qualification. Participation at APHA-approved shows is the only basis for qualification.

Additional questions about the participation-based World Show qualifying can be directed to the APHA Performance Department at (817) 834-2742, extension 773.

AjPHA By-Laws

American Junior Paint Horse Association Constitution

ARTICLE I—Name and Purpose

Section 1. This organization shall be named the American Junior Paint Horse Association (AjPHA). AjPHA shall operate within the scope of the bylaws, rules and regulations and be a division of the American Paint Horse Association (APHA).

Section 2. The objectives and purposes of the American Junior Paint Horse Association shall be as follows:

- a. To improve and promote the American Paint Horse breed.
- b. To improve and develop the capabilities of Youth, both individually and through group participation, in the breeding, raising and exhibition of American Paint Horses.
- c. To develop and improve scholarship, leadership and community interest and participation of young people.
- d. To encourage high moral character, sportsmanship and clean living among its members.
- e. To create, foster and assist subsidiary regional junior clubs composed of members of the AjPHA.
- f. To acquaint junior members and clubs with the parent organization, APHA, its structure and functions.
- g. To guide to maturity in sportsmanship and exemplary conduct in all phases of competition.
- h. To instill a sense of responsibility to life and the rigors of showmanship.
- i. To coordinate all Youth activities including the junior regional clubs and to assist in keeping and maintaining the Youth records in conjunction with the APHA.
- j. To determine infractions of this statement of purpose and to recommend suitable penalties as well as to determine and arbitrate controversies between junior regional clubs.
- k. To advise, counsel, report activities, desires and actions of the American Junior Paint Horse Association to the APHA Youth Committee.
- l. To propose rules to the Youth Committee that represent the interest of all Youth.

ARTICLE II—Membership

Section 1. Organizational Membership. This organization shall have the following classifications of membership.

- a. Club or Organizational Members, consisting of regional junior clubs.
- b. Individual Members, consisting of young people 18 years of age and younger who are not married or divorced.
- c. Voting privileges in the organization will be vested in AjPHA members or Directors or Executive Committee.
- d. Membership in the AjPHA is a privilege and can be revoked on abuse of same including violations of the intents and purposes above, as well as intentional disregard of authority and violations of the rules and regulations of the APHA and the AjPHA.
- e. **AjPHA Code of Conduct.** Any Youth participant who commits an act of misconduct, as described below, while on show grounds, shall be fined by the Youth Committee as provided below, and denied further participation in Youth events until such time as the fine is paid in full. Fines for violation of this rule will be \$500 for the first offense; \$750 for

the second offense; and \$1,000 for the third offense.

1. Misconduct shall mean that conduct unbecoming to the dignity of APHA/AjPHA and its events and shows, or conduct in contradiction of the objectives and purposes of AjPHA. Misconduct includes, but is not limited to, being intoxicated or under the influence of intoxicating liquor, beverages or other substances, using tobacco products or illegal substances; intentional destruction of private property; refusal to obey the direction of show officials, AjPHA or APHA representatives, or violation of the law of the state and/or city where the activity is being conducted.
2. Upon discovery of misconduct, a written, signed complaint describing the incident and individual(s) involved shall be submitted to the AjPHA advisor, who shall investigate the complaint. If the AjPHA advisory determines there is sufficient evidence for the complaint to go forward, the AjPHA advisor shall forward the complaint to the Youth Committee. The Youth Committee will notify the individual(s) involved of the complaint and give the individuals the opportunity to request a hearing. If the individual(s) charged requests a hearing, the Youth Committee shall select a five (5) person hearing committee to hear alleged violations of this rule. Three members of the Youth Hearing Committee shall constitute a quorum, and a decision shall be made by a majority of the members present. In the event a person requests a hearing and is found to be in violation of this rule, the person will be assessed costs in the amount of \$250 plus the applicable fine amount. Decisions of the Youth Hearing Committee are final and binding on all parties.
- f. Notice of hearing, shall be given in a reasonable manner calculated to fully apprise the individual(s) of the nature of the allegations. At the hearing, the individual(s) charged may be present; and accompanied by his/her parents and represented by counsel; and may hear evidence against him/her and produce evidence on his/her own behalf. Any request for continuance shall be conditioned on voluntary suspension of show participation privileges pending the hearing or the payment of a non-refundable \$250 fee. Continuances shall be granted or denied by the AjPHA President.
- g. Only the members of the Youth Hearing Committee, the youth and his/her parents and/or legal guardians, counsel, APHA Youth Advisor and witnesses may attend the hearing; unless the confidentiality aspect of the hearing is waived in writing by the accused youth and one parent and/or legal guardian of such youth.

Section 2. Approval of AjPHA Regional Clubs. Any group desiring to charter a "regional junior club" should obtain an application for regional club affiliation and an information packet from the Director of Youth Activities of the APHA that will contain step by step instructions on how to proceed with the petition of charter for Regional Junior Club status. (See Article XI - Youth Club in APHA bylaws.)

Any group desiring to form a youth Paint Horse club must first make application to their APHA Regional Club as to the reason and necessity of its formation, and shall first submit their completed By-Laws and Constitution for approval to the sponsoring regional club. The sponsoring regional club is to send to the APHA Director of Youth Activities: 1) a copy of minutes of the sponsoring regional club's meeting reflecting a vote of approval of the formation of the Youth Club; 2) the approved Youth Club's application, signed by the sponsoring regional club's president, and the

Youth Club's completed By-Laws and Constitution.

Applications for Regional Junior Club charters shall be reviewed by the Youth and Regional Club Committee with recommendations for approval/denial being forwarded to the AjPHA Advisory Board.

A Regional Junior Club is eligible to be recognized and considered in good standing by the AjPHA and its advisory board and given the designation "regional junior club" (as approved by the AjPHA advisory board) when the following conditions are met:

- a. A minimum of ten AjPHA members
- b. Youth club members must be paid up in the state or area regional club, either as a youth or family member.
- c. The age limit for youth club membership is eighteen (18) years as set forth in paragraph YP-010.A. of the current APHA Rule Book.
- d. The youth club application, by-laws and constitution shall coincide with the AjPHA Constitution.
- e. An advisor or committee shall be appointed by the parent (regional) club to assist the youth club.
- f. Each youth club must send by January 1st of each year a current membership list, a current list of officers and the name(s) of the current adult advisor(s) to the APHA.

ARTICLE III—Directors

Section 1. The business and property of the organization shall be managed and controlled by the Board of Directors and an Executive Committee hereinafter created and empowered.

Section 2. Directors. Annually, AjPHA representative area(s) member(s) in good standing will elect their state, provinces and/or countries director(s).

Section 3. Allocation of Directors. Allocation of directors per representative area with AjPHA membership will be made as of December 31, of the year prior to the current year's director elections. The AjPHA President may appoint director(s) when necessary to establish representation. In representative areas where there is more than one regional club, the allocation of directors will be equal among clubs. Any odd numbers of directors will be allocated to the regional club with the highest AjPHA membership.

- a. One (1) director shall be allocated to areas with 1-9 active resident AjPHA members in good standing.
- b. Two (2) directors shall be allocated for each area with 10-19 active resident AjPHA members in good standing.
- c. Three (3) directors shall be allocated for each area with 20-29 active resident AjPHA members in good standing.
- d. Four (4) directors shall be allocated for each area with 30-39 active resident AjPHA members in good standing.
- e. Five (5) directors shall be allocated for each area with 40-75 active resident AjPHA members in good standing.
- f. Six (6) directors shall be allocated for each area with 76-115 active resident AjPHA members in good standing.
- g. Seven (7) directors shall be allocated for each area with 116 or more active resident AjPHA members in good standing.

Section 4. Director Eligibility. Director's term of office begins April 1st and ends March 31st of the following year. Those who are elected must be 17 or under as of January 1 of the year they take office and must be a current member of the AjPHA. Each director shall be a bonafide resident of the representative area he/she represents and a member in good standing with the AjPHA. Should a director move from his/her representative area, the director may complete the remaining time of his/her term.

Section 5. Director Election Procedure.

- a. AjPHA members are eligible to vote on their representative area's directors. Nominees for directors will be taken from areas with regional junior clubs and regional clubs with AjPHA membership on January 1. In addition, an individual may apply for nomination upon submission of the signatures of five AjPHA current members in good standing and residing in the same representative area, evidencing endorsement of the nominee.
- b. There shall be a youth APHA Directors nominating committee comprised of the Director of Youth Activities, APHA Youth Committee Chairperson, AjPHA President and two AjPHA Zone Representatives selected by the AjPHA President and publicly announced by January 1.
- c. After January 1, this committee shall review and prepare a ballot for each representative area using qualified recommendations of the regional junior clubs, its own nominations, and individual nominations accompanied by the appropriate five members signatures.
- d. The AjPHA membership will be sent information for online voting. Voting will end February 28. Election results will be published. Write-in candidates will be accepted in addition to those nominated. Those who are elected must be 17 or under at the time they take office.
- e. The AjPHA President may also at his/her discretion appoint up to three (3) additional directors to serve during his/her term of office.

Section 6. Directors at Large. In addition to the directors so elected, all President-Elects and Past Presidents of the AjPHA shall become Directors at Large until they are no longer eligible to participate as outlined in the age requirements. (See Article II, Section 1. B.)

Section 7. Vacancy in the Board of Directors. In the case of any vacancy in the Board of Directors, the AjPHA President may appoint a successor to fill the unexpired term of the representative area's director provided the successor is an AjPHA member from the same representative area. The AjPHA must be notified in writing of the vacancy or resignation of a Director.

Section 8. Meetings of the Board of Directors. The regular meeting of the Board of Directors shall be held at such time and place as may be fixed by the Executive Committee of the organization for the purpose of electing officers and for the transaction of such other business as may be brought before the meeting. Special meetings of the Board of Directors may be held at such time and place as may be designated in the notice, whenever called in writing by the direction of the President or by a majority of the Board of Directors. Each Director may be required to attend at least one of the meeting(s) held each year.

- a. Notice of Meetings of the Board of Directors. Written or printed notice of all meetings stating the place, date and hour of meeting and in case of a special meeting, the purpose or purposes for which the meeting is being called, shall be postmarked not less than thirty (30) days before the date of the meeting. This notice will be made in person, by mail or publicized to each member of the Board of Directors or recognized regional junior club at the direction of the President or Secretary, or the officer or person calling the meeting. If mailed, such notice shall be deemed to be delivered, upon deposit in the United States mail. It shall be addressed to the Board of Directors or the regional junior clubs at their address as it appears on the records of the Association with postage thereon paid.

Section 9. Quorum of the Board of Directors. At any meeting of the Board, the directors present are sufficient to establish a quorum.

Section 10. Powers of the Board of Directors. The Board of Directors shall have the authority to direct the affairs of the organization, including, but not limited to, the right to make, amend and repeal the constitution of the organ-

ization, as they may deem expedient concerning the conduct, management and activities of the organization, the admission, classification, qualification, suspension and expulsion of members, removal of officers, expenditure of money and other details relating to the general purposes of the organization which may be subject to the approval of the Advisory Board

ARTICLE IV—Executive Committee

Section 1. Executive Committee (Officers). The Executive Committee of the organization shall be the President, President-Elect, Vice President, Secretary, Treasurer, and 14 additional members consisting of one representative from each zone (1-14). These officers may be subject to approval by the Advisory Board of the organization. All officers must be an elected director of the AjPHA for the year in which they are elected to serve.

Section 2. Eligibility: Only members of the Board of Directors shall be eligible to serve as officers of the association. Candidates running for the office of president-elect must be 15 or older as of January 1 of the current year, and must have also served on the Executive Committee for at least one year prior to election. Candidates running for the remaining offices of the Executive Committee must be at least 12 or older as of January 1 of the current year.

Section 3. Election Procedure of the AjPHA Executive Committee. The Executive Committee of the AjPHA will be elected by a majority of the National Director votes through the online voting process. Results of the election will be announced at the annual AjPHA Convention. Each zone may have no more than two representatives serving as officers (President, President Elect, Vice President, Secretary or Treasurer) during the same term. Note: Zone Representatives are excluded from the two (2) person maximum on the Executive Committee.

- a. President. The President shall be the chief executive officer of the Association and shall have the general supervision of the affairs of the Association, subject to the direction of the Board of Directors, and shall preside at all meetings of the members of the Board of Directors. The President shall submit to members annually at their meeting a report of the status of the Association and its activities during the preceding year. No director of this Association may serve more than one year as President.
 1. The President shall have other and further duties and authority as may be prescribed elsewhere in this constitution or, from time to time, by the Board of Directors.
 2. The AjPHA President will receive an AjPHA membership and *Paint Horse Journal* subscription during his/her term in office.
- b. President-Elect. In the absence of the President, the President-Elect shall have the power and shall perform the duties of the President and such other duties as may be prescribed by the Board of Directors. Upon the expiration of the President's term of office, the President-Elect shall automatically become President. Those elected must be 17 or under on January 1 following the election.
- c. Vice-President. The Vice-President shall, in the absence (disability or inability) of the President and President-Elect, perform the duties and exercise the powers of the President, and shall perform such other duties as the President shall, from time to time, prescribe.
- d. Secretary. The Secretary shall attend all meetings of the members of the Board of Directors and shall record and cause to be recorded all votes taken and the minutes of all proceedings in a minute book of the Association to be kept for that purpose. The Secretary shall perform like duties for the committees when requested. The Secretary shall have the

responsibility to give or cause to be given notice of all meetings of the Board of Directors and the members. This shall not lessen the authority of others to give such notice as provided in this constitution.

- e. Treasurer. The Treasurer shall render to the President of the Association and to the Board of Directors, whenever requested, an account of the financial condition and all financial transactions of the Association. In addition, the Treasurer shall make an annual report to the membership. The Treasurer will work with the APHA accountant to determine information as to the AjPHA's financial condition.
- f. Zone Representatives.
 1. At the annual meeting of the Board of Directors, one Zone Representative from each zone (1-14) will be elected from the Board of Directors. These 14 Zone Representatives will serve as additional members to the Executive Committee.
 2. The election of each zone representative elected into a zone, is required to retain residence in that zone. If a zone representative should move out of that zone, they would be required to relinquish their position as a zone representative. In case of any vacancy within the board of zone representatives by death, resignation or any other cause, the AjPHA president shall appoint a successor that is a current national director from the same zone in which the vacancy occurs, to serve the unexpired term.
 3. In addition to the above duties, Zone Representatives shall strive to keep the AjPHA general membership in their respective zones informed about AjPHA/APHA activities and promote the AjPHA whenever possible. This may be accomplished by attending regional club meetings, the meetings of other organizations and by forwarding written materials to regional club officers in the zone that they represent. Zone Representatives should funnel ideas, concerns and comments from members to the Director of Youth Activities.

Section 4. Executive Committee Eligibility. All officers must be a current director of the AjPHA. Such officers shall hold offices for a period of one (1) year and until their successors are elected and qualified. The term of office will begin following the election of officers at the AjPHA Convention and end at the close of the next year's AjPHA Convention. Those who are elected must be 17 or under on January 1 following the election. (See Article IV, Section 2. b.) If a youth reaches the age of 18 after he/she is elected to office, he/she will still be eligible to complete his/her term of office. No officer or member of the Executive Committee may serve on the Executive Board in excess of four (4) consecutive years.

Section 5. Vacancies of Executive Committee. All vacancies in the Executive Committee of the AjPHA shall be filled by the AjPHA Executive Committee from the Board of Directors of the zone in which the vacancy occurs for the unexpired term. Those so appointed shall serve until the election and acceptance of their duly qualified successors. Any vacancy may be reported in writing to the AjPHA by regional club (adult or junior), or Adult Advisor, or the individual resigning.

Section 6. Notice of Meetings of the Executive Committee. The Executive Committee shall meet whenever and wherever called by direction of the President or three (3) members of the committee acting jointly. The Secretary shall give written notice for said meeting postmarked fourteen (14) days prior to the meeting, but such notice must be given.

Section 7. Powers of the Executive Committee. All powers of the Board of Directors shall be and are hereby vested in the Executive Committee. During the interim between annual meetings or special meetings of the Board

of Directors, the Executive Committee is empowered to direct the affairs of the organization.

Section 8. Quorum of the Executive Committee. At any meeting of the Executive Committee, the committee members present are sufficient to establish a quorum.

ARTICLE V—Recall

Section 1. Recall. Any member of the Board of Directors may be removed from office with just cause. A recall may be conducted at the AjPHA meetings provided written notification is postmarked thirty (30) days prior to the meeting. A recall may be acted upon provided a majority of the Board of Directors present vote in agreement.

ARTICLE VI—Advisory Board

The Advisory Board of this organization shall consist of the APHA President, APHA Director of Youth Activities, the Chairperson of the Youth Activities Committee, and the Executive Director of the APHA. This Advisory Board shall notify the Youth Activities Committee of the actions of this organization and all actions taken by the AjPHA Board of Directors or Executive Committee may be subject to the Advisory Board's approval.

ARTICLE VII—Place of Business

Section 1. The place of business of the Association shall be the APHA headquarters in Fort Worth, Texas.

Section 2. All correspondence regarding the AjPHA shall be directed to the APHA headquarters in Fort Worth, Texas, to the attention of the Director of Youth Activities.

ARTICLE VIII—Amendments

The Board of Directors and/or the Executive Committee shall have the power to make, amend and appeal the By-Laws of the Association by vote of the members present at any regular or special meeting, which may be subject to the right of the Advisory Committee to rescind or amend any such By-Laws.

ARTICLE IX—Committees

The President shall have the authority to appoint all committees and committee members as the President deems appropriate. Approval of committees and committee members may be subject to the Advisory Committee's consideration.

ARTICLE X—AjPHA Zones

Section 1. AjPHA Zones. Zone areas are numbered 1 through 14. The regions shall be designated as shown on the zone map. These regions are established by the AjPHA Executive Committee for the purpose of director elections and award programs. Zone lines will not be determined on the basis of competition per zone. Junior clubs of international countries or provinces of Canada will participate in the region closest to their club headquarters. See Zone Map, APHA Bylaws, Article X for States, Countries and Provinces listed in each zone.

American Junior Paint Horse Association

Become a junior member and receive an AjPHA new member packet which includes: member card, memento, decal, rule book (upon request), activities calendar and quarterly AjPHA newsletter. A membership form can be found on page 342.

The following is a list of activities and information available from APHA. Contact the Director of Youth Activities for more information.

Printed Material

AjPHA Brochure

Short Story Contest Form

Great Paint Brush-Off Art Contest Form

Photo Contest Form

Club of the Year Form

Youth Member of the Year Form

Youth Team Tournament Brochure

World Championship Horse Judging Contest Brochure

Buckle Coloring Contest (at World Show) information

From the Heart Award (Presidential Service Project) Form

Programs/Services:

Ride America

Paint Alternative Competition (PAC)

APHF Scholarship Program

AjPHA/APHA website access

Special Events:

APHA Youth World Championship Show

Year-End Awards Banquet (at World Show)

Youth Leadership Conference

Merchandise:

Special AjPHA merchandise available through
the APHA General Store

English Attire and Tack

Hunter Under Saddle, Hunter Hack, Working Hunter and Jumping, Preliminary Working Hunter, Hunt Seat Equitation and Hunt Seat Equitation Over Fences

Personal Appointments

English Coats - tweed or melton.

Conservative wash jackets (in season).

Breeches or hunt jodphurs.

High English boots or jodphur boots.

Hunting cap (dark blue, black or brown).

Hunt derby (black or brown).

Stock tie, tie or choker

Safety Helmet - Helmet with harness properly attached under the chin is required for all youth participating in any warmup/schooling area or class (including open) involving jumps (English division classes only).

See Rule SC-160.O.1 for use of logos.

Optional Appointments

Unrowelled spurs.

Crops or bats.

Banding and/or braiding of mane and tail.

Roached mane allowed.

Artificial tail braid (see SC-185.L.1.).

Safety helmets in classes not involving jumps.

Prohibited Appointments

Rowelled spurs.

Tack

Saddles - hunt seat or forward seat type, black or brown leather or synthetic type (knee inset on skirt optional).

Bridle - regulation hunt bridle with cavesson noseband and browband.

Reins - regulation hunt rein or double reins with double bits.

Pads - white or natural color with no ornamentation.

Optional Tack

Hunting breast plate.

Bandages - in any performance class, an open leg wound may be covered by a bandage not to exceed 1½ wraps of vet wrap or similar material and not over 4 inches in width.

Prohibited Tack

Dropped nosebands, except in Jumping.

Running and standing martingales, except in Working Hunter, Jumping and Hunt Seat Equitation over Fences.

Draw rein.

Curb chain narrower than a ½ inch, see Rule SC-200.A.4.f.

Leg wraps and/or boots.

Bits

English snaffle (no shanks), kimberwick or pelham.

Double bridle bits - curb or weymouth and snaffle or bradoon

See Rule SC-200.A.3.-4. on bit description.

Prohibited Bits

Three-piece mouthpiece for 2-year-old-hunter under saddle.

Cathedral, fishback or donut mouthpiece.

Rough, sharp material or mechanical altered bits.
Mechanical hackamore, gag and elevator bits.

Exceptions

Working Hunter: running and standing martingale permitted.

Jumping: running and standing martingales, figure 8, dropped noseband, leg wraps and/or boots permitted. Mechanical Hackamores may be used and choice of bits include: corkscrew, doubled twisted, dull 'edged' mouthpieces, gag and elevator bits.

Amateur and Youth Hunt Seat Equitation over Fences - running and standing martingales permitted.

Pleasure and Utility Driving Attire and Tack

Personal Appointments

Long sleeves.

A hat of choice.

Lap robe required with ladies short dresses.

See Rule SC-160.O.1 for use of logos.

Optional Appointments

Rainwear or inclement weather apparel.

Coat and tie of choice.

Banding and/or braiding of mane or tail.

Cart

Pleasure type, two-wheeled single-horse.

Seat for one or two. Basket type equipped.

Optional Cart Accessories

Dash and/or basket cover

Prohibited Carts

Stirrup type.

Sulkies.

Tack

Light horse breast collar harness to include surcingle with shaft tie-downs or quick hitch and crupper.

Standard bridle.

Two reins and cavesson noseband and browbands with double bits.

Optional Tack

Overcheck or check reins.

Blinders.

Running martingales.

Cavesson nosebands.

Breeching or thimbles.

Bandages - in any performance class, an open leg wound may be covered by a bandage not to exceed 1½ wraps of vet wrap or similar material and not over 4 inches in width.

Prohibited Tack

No converters with double bits/two reins.

Bits

English snaffle (no shanks), kimberwick, pelham.

Double bridle bits-curb or weymouth & snaffle or bradoon.

Also, half cheek snaffle, liverpool, elbow driving and bradoon overcheck.

See Rule SC-200.A.3-4. on bit description.

Hooves and Shoes

No extended hooves, heavy shoes or toe weights allowed.

Western Attire and Tack

Roping, Speed Events, Team Penning, Ranch Sorting, Breakaway Roping and Goat Tying

Personal Appointments

Shirt, blouse, jacket or vest with long-sleeves and collar (band, tuxedo, stand-up, etc.).

Pants (Western type) ankle length or longer.

Western hats.

Western boots.

See Rule SC-160.O.1 for use of logos.

Optional Appointments

Spurs.

Chaps.

Hard hats or safety helmets.

Banding and/or braiding of mane or tail.

Tack

Stock saddle (leather or synthetic) consisting of a horn, seat, pommel, cantle, skirt, fenders, and western stirrups.

Bridle - standard plain or silver headstall with browband shaped or split ear.

Reins - split or closed.

Optional Tack

Hackamore, including mechanical hackamore with covered nosepiece.

Other bridles and bits meeting SC-270.B.1. specifications.

Tie-downs made entirely of leather, nylon, rope or wrapped metal.

Running martingales.

Leg wraps and/or boots.

Rope or reata.

Bandages - in any performance class, an open leg wound may be covered by a bandage not to exceed 1½ wraps of vet wrap or similar material and not over 4 inches in width.

Prohibited Tack

Jerklines.

Tack collars.

Bicycle chains and mule bits.

Any type of tie-down with bare metal in contact with horse's head.

Bits

All curb bits must be free of mechanical devices and should be considered a standard Western bit. See bit description in Rule SC-270.B.1.

Exceptions

Tie-down roping: neck rope required. "Keeper" optional.

Team roping/steer stopping: rope.

Barrel racing/pole bending: safety helmet optional.

Goat tying: safety helmet optional; leather string or piggin string.

Breakaway roping: safety helmet optional; 1 or 2 ropes to be tied to the saddle horn by a heavy string; visible cloth or flag must be attached to the end of rope tied to horn to make breakaway visible to flagger. Rope may not pass through bridle, tie-down, neck rope or any other device.

Western Attire, Appointments and Equipment

Western Pleasure, Horsemanship, Trail, Western Riding, Reining, Working Cow Horse, Cow Pony Race and Working Ranch Horse

Personal Appointments

Shirt, blouse, jacket or vest with long-sleeves and collar (band, tuxedo, stand-up, etc.).

Pants (Western type) ankle length or longer.

Western hats.

Western boots.

See Rule SC-160.O.1 for use of logos.

Optional Appointments

Spurs.

Chaps.

Hard hats or safety helmets.

Banding and/or braiding of mane or tail.

Tack

Stock saddle (leather or synthetic) consisting of a horn, seat, pommel, cantle, skirt, fenders, and western stirrups.

Bridle - standard plain or silver headstall with browband and shaped or split ear.

Reins - split or romal.

Optional Tack

Rope or reata.

Macate only with a bosal.

Bandages - in any performance class, an open leg wound may be covered by a bandage not to exceed 1½ wraps of vet wrap or similar material and not over 4 inches in width.

Prohibited Tack

Martingale, tie-down or noseband.

Chin strap narrower than ½ inch, see Rule SC-240.A.2 and SC-240.G.

Mechanical hackamore.

Bits

Whenever referring to a bit in Western performance classes, it means a curb bit that has a solid or broken mouthpiece, shanks, and acts with leverage.

All curb bits must be free of mechanical devices and should be considered a standard Western bit. See bit description in Rule SC-240-F Diagram of acceptable or unacceptable bits, see Rule SC-240.I. Snaffle Bit for junior horses description, see Rule SC-240.E. Diagram of chin straps, see Rule SC-240.G.

Optional Bits/Equipment

Hackamore for junior horses, see Rule SC-240.D.

Snaffle bit for junior horses, see Rule SC-240.E.

Prohibited Bits

Slip, gag or donut bits.

Three-piece mouthpieces for 2-year-old western pleasure.

Flat polo mouthpieces.

Exceptions

Trail: hobbles optional for ground tie obstacle.

Western riding: leg wraps and/or boots - optional.

Reining: leg wraps and/or boots - optional. Chain curb at least a half-inch wide allowed.

Working cow horse: leg wraps and/or boots - optional.

Cow Pony Race: only two reins allowed. No racing plates. Shank bits with curb strap or curb chain must be used.

Horsemanship: leg wraps and/or boots - optional.

Longe Line

Personal Appointments

Shirt, blouse, jacket or vest with long-sleeves and collar (band, tuxedo, stand-up, etc.).

Long pants (Western type) ankle length or longer.

Western hat.

Western boots.

See Rule SC-160.O.1 for use of logos.

Optional Appointments

English attire, if the prospect is a Hunt Seat prospect.

English coats - tweed or melton.

Conservative wash jackets (in season).

Breeches or hunt jodphurs.

High english boots or jodphur boots.

Hunting cap (dark blue, black or brown).

Hunt derby (black or brown).

Stock tie, tie or choker.

Safety helmet - helmet with harness properly attached under the chin is required for all youth participating in any warmup/schooling area or class (including open) involving jumps (english division classes only).

Banding and/or braiding of mane or tail.

Tack

Halter, regular or show type.

Longe line not to exceed 30 feet in length with a snap attached to the halter.

Optional Tack

Longe whip.

Lead shank during the conformation judging.

Bandages - in any performance class, an open leg wound may be covered by a bandage not to exceed 1½ wraps of vet wrap or similar material and not over 4 inches in width.

Showmanship

Personal Appointments

Shirt, blouse, jacket or vest with long-sleeves and collar (band, tuxedo, stand-up, etc.).

Long pants (Western type) ankle length or longer.

Western hat.

Western boots.

See Rule SC-160.O.1 for use of logos.

Tack

Halter with appropriate lead.

Optional Tack

Bandages - in any performance class, an open leg wound may be covered by a bandage not to exceed 1½ wraps of vet wrap or similar material and not over 4 inches in width.

Banding and/or braiding of mane or tail.

Prohibited Appointments

Spurs.

Chaps.

Yearling In-Hand Trail

Personal Appointments

Shirt, blouse, jacket or vest with long-sleeves and collar (band, tuxedo, stand-up, etc.).

Long pants (Western type) ankle length or longer.

Western hat.

Western boots.

See Rule SC-160.O.1 for use of logos.

Tack

Halter with appropriate lead. A chain may be used under the chin or hanging from the halter.

Banding and/or braiding of mane or tail.

Optional Tack

Bandages - in any performance class, an open leg wound may be covered by a bandage not to exceed 1½ wraps of vet wrap or similar material and not over 4 inches in width.

APHA Regional Clubs

The following organizations are official regional clubs of the American Paint Horse Association. The APHA encourages all members to join the clubs in their state, region or country, and to take part in their activities and programs. For more information on these clubs visit apha.com/clubs or call APHA at (817) 834-2742.

*—APHA Gold Star Clubs

†—International associations with an approved stud book.

United States

Alabama

Camellia Paint Horse Club
Mid-South Paint Horse Club

Arizona

*Arizona Paint Horse Club

Arkansas

Arkansas Paint Horse Club

California

California Paint Horse Association
Central California Paint Horse Club
Golden State Paint Horse Club
*Greater Los Angeles Paint Horse Club
Northern California Paint Horse Club
San Joaquin Paint Horse Club
Seven-Counties Paint Horse Club
Sierra Paint Horse Club
Southern California Paint Horse Club
Temecula Valley Paint Horse Club

Colorado

Colorado West Paint Horse Club
Hi-Plains Paint Horse Club
Mesa Verde Paint Horse Club
Rocky Mountain Paint Horse Assn.
Southern Colorado Paint Horse Club

Delaware

*Delmarva Paint Horse Club

Florida

Dixie Paint Horse Club

Georgia

Georgia Paint Horse Club
North Georgia Paint Horse Club

Idaho

Eastern Idaho Paint Horse Club
Idaho Paint Horse Club
Treasure Valley Paint Horse Club

Illinois

Illinois Paint Horse Association

Indiana

*Indiana Paint Horse Club

Iowa

Iowa Paint Horse Club

Kansas

Kansas Paint Horse Assn.

Kentucky

Kentucky Paint Horse Club

Louisiana

Ark-La-Tex Paint Horse Club
Louisiana Paint Horse Club

Michigan

Michigan Paint Horse Club
*Northern Michigan Paint Horse Club

Minnesota

*Minnesota Paint Horse Assn.
Minnesota North Star Paint Horse Club

Mississippi

Mississippi Paint Horse Club

Missouri

Missouri Paint Horse Club

Montana

Montana Paint Horse Club

Nebraska

*Nebraska Paint Horse Club

Nevada

Eastern Nevada Paint Horse Club
Nevada Paint Horse Club
Silver State Paint Horse Club

New Hampshire, Maine, Massachusetts, Connecticut Vermont and Rhode Island

*New England Paint Horse Club

New Jersey

*Garden State Paint Horse Club

New Mexico

*New Mexico Paint Horse Club
Zia Paint Horse Club

New York

*Empire State Paint Horse Club
Lake Erie Paint Horse Club

North Carolina

Carolina Paint Horse Club

North Dakota

North Dakota Paint Horse Club

Ohio

*Ohio Paint Horse Club

Oklahoma

*Green Country Paint Horse Club

*Oklahoma Paint Horse Club

Oregon

Blue Mountain Paint Horse Club

Cascade Paint Horse Club

Central Oregon Paint Horse Club

Oregon Paint Horse Club

Southeastern Oregon Paint Horse Club

Pennsylvania

*Pennsylvania Paint Horse Club

South Carolina

Palmetto Paint Horse Club

South Dakota

*South Dakota Paint Horse Club

Tennessee

Tennessee Paint Horse Club

Texas

Central Texas Paint Horse Club

Cross Timbers Paint Horse Club

*Gulf Coast Paint Horse Club

Northeast Texas Paint Horse Club

Permian Basin Paint Horse Club

South Texas Paint Horse Club

*Texas Paint Horse Club

Utah

*Utah Paint Horse Club

Color Country Paint Horse Club

Virginia

*Virginia Paint Horse Club

Virginia, Maryland, West Virginia, and Washington D.C.

Shenandoah Paint Horse Club

Washington

*Inland Northwest Paint Horse Club

*Pacific Northwest Paint Horse Club

*Rainier Paint Horse Club

Southwest Washington Paint Horse Club

*Washington State Paint Horse Club

Wisconsin

Wisconsin Paint Horse Club

Wyoming

Wyoming Paint Horse Club

Canada

*Alberta Paint Horse Club

British Columbia Paint Horse Club

Eastern Ontario Paint Horse Club

Manitoba Paint Horse Club

Maritime Paint Horse Club

Ontario Paint Horse Club

Quebec Paint Horse Club

Saskatchewan Paint Horse Club

International Affiliates

Argentina

Asociacion Argentina de Paint Horse

Australia

Paint Horse Association of Australia †

American Paint Horse Club of Australia, Inc.

Austria

Austrian Paint Horse Association

Brazil

Associacao Brasileira Do Cavalo Paint †

Costa Rica

Asociacion de Criadores de Caballo de Campo Y Deportivo de Costa Rica

Czech Republic

Paint Horse Club Czech Republic

Denmark

Paint Horse Club Denmark

Dominican Republic

Asociacion Paint Horse Dominicana

Finland

Finnish Paint Horse Association

France

*France Paint Horse Association

Germany

Paint Horse Club Germany

Ireland

*Irish Paint Horse Club

Italy

Paint Horse Club Italia

Luxembourg

Paint Horse Association
Luxembourg

Mexico

Mexican Paint Horse Club

Netherlands

Dutch Paint Horse Club

New Caledonia

Paint Horse Club of New Caledonia

New Zealand

Paint Horse Association of New Zealand, Inc.†

Norway

Norwegian Paint Horse Association

Panama

Panama Paint Horse Association

Slovak Republic

Paint Horse Club Slovak Republic

Sweden

Swedish Paint Horse Association

Switzerland

*Swiss Paint Horse Association

United Kingdom

United Kingdom Paint Horse
Association

Rules Applying to International Members	Page
Article III, Sec. 1.C.8. - International areas for director allocations	21
Article XIV (14) - International Associations	32
RG-020.D. - International Appendix Registry	50
SC-090.C. - Show Approval	90
SC-191.A. - Yearling Longe Line	111
SC-192.A. Yearling In-Hand Trail	114
JU-000.D.2.a. - Number of Shows	213
AM-015.A. - Temporary Amateur Exhibitor Card	218

APHA Department Extensions

Office hours are Monday through Friday, 8 a.m to 4:30 p.m.

P.O. Box 961023, Fort Worth, Texas 76161-0023

Physical Address—2800 Meacham Blvd., Fort Worth, Texas 76137-4603
(817) 834-APHA (2742)

Administration

Responsible for management of APHA, coordinates the activities of the Executive Committee, Board of Directors, Workshop and Convention.

Executive Director	Billy Smith	401
Director of Administration	Theresa Brown	403
Legal & Executive Assistant	Jan Anderson	414
Director of Compliance & Planning	Cindy Grier	413
Facilities Manager	Allyson Pennington	410
Director of Human Resources	Judy Mitchell	443

Accounting

Responsible for financial management of the association. Payables, receivables, employee benefits. Journal billing and subscriptions.

Senior Director of Operations	Rosemary Teate	422
Publications Billing Supervisor	Gail Comer	(817) 222-8454
Accounts Receivable (Memberships and Subscriptions)		772

General Store

Call Toll-Free	1-877-460-6275
----------------	----------------

Information Technology

Responsible for electronic management of all data, programming and computer support.

IT Manager	Kelvin Oostra	406
------------	---------------	-----

International Affairs

	Lex Smurthwaite	407
--	-----------------	-----

Marketing & Communications

Responsible for APHA promotion, events, communication, public relations and publications.

Chief Marketing Officer	Bruce Anderson	402
Director - Membership, Subscriptions & Merchandise	Cristin Conner	347
Director of Advertising	Jackie McGinnis	432
Director of Business Development	Ginger Walker	445
Senior Director-Marketing Operations	Laura Jesberg	412
<i>Paint Horse Journal</i> Editor	Jessica Hein	405
<i>Connection</i> Editor	Tonya Ratliff-Garrison	434
Circulation & Customer Service		(817) 222-6431
Classified Ads Advertising		(817) 222-6417
Advertising Sales Toll Free		1 (877) 294-7866

Performance

Responsible for show rules, approval and results; performance points; performance awards; Breeders' Trust and Breeders' Futurity programs; Amateur/Novice Amateur programs; Youth/Novice Youth programs; Judges program; Racing and Paint Alternative Competition (PAC).

Group Number	(817) 222-8455
Senior Director of Competition	Holly Nelson Slaughter 446
Assistant Director of Shows	Candy Jebavy 416
Director of Judges	David Dellin TBD
Director of Youth Activities	Shelly deBarbanson 248
Director of Breeders' Trust/Breeders' Futurity	Steven Imhof 441
PAC Coordinator	Karen Utecht 444
Director of Regional Clubs	Julie Haney 404
Director of Show Events & Awards Coord.	Taylor Tune 360
Show Management Emergencies	(817) 487-6102 -
	4:30 pm (CST) Friday to end of day Sunday

Racing

Director of Racing	Karen Utecht 444
--------------------	------------------

MemberCare (Registration/Field Services)

Responsible for registration and transfers, including stallion breeding reports and permits, DNA, pedigrees and rules.

Senior Director of MemberCare	Lex Smurthwaite 407
MemberCare	(817) 222-6423
Rush Service	(817) 222-6425
Registration Services	(817) 222-6425
(Heirships, Wills, Indemnity, Divorce, etc)	
DNA/Genetic Testing	(817) 222-8456
Shipped/Frozen/Embryo permits	(817) 222-8456
Registration Dept Fax	(817) 222-8458

Recreational Riding

Ride America	439
--------------	-----

APHA Executive Committee

President Gregg Reisinger

2213 Washington St. • Eldora, IA 50627

(641) 858-3233

President-Elect Mary Parrott

PO Box 798 • Ruston, LA 71273

(318) 255-8153

Vice President Ron Shelly

141 Logan Ranch Rd. • Georgetown, TX 78628

(512) 413-6384

Senior Committee Member Susie Shaw

1890 Iron Hill Rd. • Parsons, TN 38363

(731) 847-7208

Fifth Committee Member George Ready

PO Box 127 • Hernando, MS 38632

(662) 429-7088

Sixth Committee Member Craig Wood

1660 Fords Mill Road • Versailles, KY 95648

(859) 608-1014

Immediate Past President Scot Jackson

7998 FM 3025 • Stephenville, TX 76401

(254) 968-4453

Executive Director Billy Smith

P.O. Box 961023 • Fort Worth, TX 76161

(817) 834-2742

Glossary of Terms

Glossary Index

Paint Horse Patterns	
Tobiano	
Additional Tobiano Traits	
Overo	
Frame Overo Spotting	
Sabino Overo Spotting	
Splashed White Overo	
Tovero	
Typical Head and Leg Markings	
APHA Recognized Colors	
Other Genetic Color Modifiers	
Champagne Gene	
Barlink Factor	
Color Coat Testing	
Red Factor Testing	
Cream Gene Testing	
Agouti Testing	
Tobiano Testing	
Conformational Abnormalities	
Cryptorchid	
Monorchid	
Parrott Mouth	
Inherited Genetic Conditions	
GBED - Glycogen Branching Enzyme Deficiency	
HERD/HC - Hereditary Equine Regional Dermal Asthenia or Hyperelastosis Cutis	
HYPP - Hyperkalemic Periodic Paralysis	
OLWS - Overo Lethal White Syndrome	
PSSM – Polysaccharide Storage Myopathy (PSSM)	

Paint Horse Patterns

APHA registers horses as tobiano, overo, tovero, or solid dependent upon the pattern the horse exhibits. Although genetics designates if a horse exhibits a frame overo, splashed white overo or sabino overo pattern, all are registered as 'overo' on the horse's registration certificate.

Tobiano (pronounced: tow be yah' no)

The general characteristics of tobiano spotting in horses are that the feet and varying portions of the legs are usually white, the head usually has no more white than expected in a nonspotted horse, and the spots usually cross the topline somewhere between the ears and tail.

The spots are usually crisply delineated from the colored areas and usually have a vertical arrangement to them. The eyes on tobianos are usually dark.

Tobiano horses can vary from quite dark, with small amounts of white, to quite white, with little remaining color. The darker individuals sometimes have so little white spotting as to be confused with nonspotted horses.

A clue to these "nonspotted tobianos" is that they tend to have a large amount of white on the lower leg, but little white on the head. This combination is otherwise rare on horses, because on nonspotted horses the leg and facial white tend to vary together such that horses with a great deal of white on the head usually have a large amount of white on the feet, and vice versa.

In the middle portion of the range of tobiano spotting there is no problem telling tobianos from other Paint patterns. They are quite distinctive. At the

whitest extreme, many tobianos are all white except for a colored head.

Other details of the tobiano pattern include the fact that on many tobianos the border between the white and colored areas consists of pigmented skin overlain by white hairs. The result is usually a bluish cast to the border, almost like a halo or a shadow, more commonly referred to as a "blue zone".

General characteristics of the tobiano pattern:

- The dark color usually covers one or both flanks.
- Generally, all four legs are white, at least below the hocks and knees.
- Generally, the spots are regular and distinct as ovals or round patterns that extend down over the neck and chest, giving the appearance of a shield.
- Head markings are like those of a solid-colored horse--solid, or with a blaze, strip, star or snip.
- A tobiano may be either predominantly dark or white.
- The tail is often two colors.

Additional Tobiano Traits

Ink spots/paw prints - Another unique characteristic of some tobianos is the presence of "ink spots" in the white patches. These spots are small (ranging in size from 1 to 3 inches across), generally round spots of contrasting hair located within the white portions of the horse's white markings. They are usually surrounded by a prominent "blue zone" (white hair on black-pigmented skin that gives the hair a blue appearance).

Coronet spots – Colored spots located along the coronet band are often found on horses carrying the tobiano gene.

Overo (pronounced: oh vair' oh)

The term "overo" refers to multiple patterns – frame overo, sabino overo and splashed white overo. For APHA registration purposes, all overo patterns are classified as "overo" on the registration certificate.

- Generally, the white markings are irregular, and are rather scattered or splashy.
- Head markings are distinctive. The horse is often bald-faced, apron-faced or bonnet-faced.
- An overo may be either predominantly dark or white.
- The tail is usually one color.

Frame overo spotting

Frame overo is one of the overo patterns. The name "frame" refers to the usual appearance, which is of white patches centered in the body and neck and framed by colored areas around them.

The usual frame pattern has a horizontal arrangement, and does not cross the topline as does tobiano. The head is usually quite extensively marked with white, and the eyes are commonly blue.

The feet and legs of frame overos are usually dark, although white feet and minor white leg marks are as common on frame overos as they are on nonspotted horses. The white areas on frame overos are usually crisply and cleanly delineated from the colored areas, although some have a halo or shadow of pigmented skin under white hair directly at the boundary.

General characteristics of the frame overo pattern:

- The white usually does not cross the horse's back between its withers and tail.
- Generally, at least one leg, and often all four legs, are dark.
- Heads are usually extensively marked with white.
- White spots usually occur horizontally on the middle of the sides of the body and neck, and only rarely cross the topline.
- Many have a moustache, a pigmented upper lip, on an otherwise very white head.
- Blue eyes are very common.

Sabino overo spotting

Another of the overo patterns is "sabino," infrequently called calico overo. This pattern consists of white on the legs and head, and it usually creeps up on the body in the form of belly spots. Sabino overos are usually flecked and roaned, although some are crisply spotted. Sometimes sabino horses have blue eyes. The sabino pattern is nearly as common in Paints as the frame overo and tobiano patterns.

Sabino horses usually have four white feet and white legs. The white usually extends up the legs in ragged patches, and then extends onto the horse's body from the belly. The head is usually fairly white, and the eyes are commonly blue.

Many sabino horses have eyes that are partially blue and partially brown. Flecks, patches and roan areas are common on sabinos, in contrast to the frame overos that are usually more crisply marked.

When the sabino pattern is minimally expressed, the horse usually has four white socks and a blaze. Usually there is some betrayal of the fact that these are not the usual white marks on horses, due to some ragged edge or narrow and long extension up the leg.

Some sabinos will also have odd white patches on the knee or hock, removed from the main portion of the lower white mark. A few sabinos do have a dark foot or two, although most have four white feet. Minimally marked sabinos are easily confused with truly nonspotted horses.

In the middle range of expression sabino horses are fairly distinctive and are usually difficult to confuse with other patterns. Most have white extending from the belly. Most have roan and flecked areas in addition to white areas. A few, though, will be nearly entirely roan without patches of white. These could be confused with true roan horses, although the facial and leg white usually gives these away, and they do not have dark heads and lower legs typical of true roans.

Another extreme is the sabino that is patched, but not roaned. These can easily be confused with frame overos, especially if they have a dark foot or two. Most patched sabinos have smaller, more ragged patches than typical of frame overos. In some cases it is impossible to distinguish between horses that are truly sabinos and the frame overos that also happen to have white markings on their feet in addition to the frame overo pattern.

The whitest of the sabinos are nearly or entirely white. Some retain color only on the ears. Others are indeed white all over. One of the whiter ranges of expression includes color on the ears, chest, and tail base. Most sabinos that are largely white are very speckled and roaned, and some can be confused with Appaloosas.

General characteristics of the sabino overo pattern:

- Usually have extensive leg white and facial white.
- Body spots are usually on the belly, and can occur as either roan or speckled areas.
- White markings tend to have narrow extensions up a leg or down the throat.
- Partially blue eyes are common.

Splashed white overo

The last pattern is much rarer than the others. It is the "splashed white" pattern. Horses with this pattern have white legs and bellies, as well as a great deal of white on the head. The edges of the white are quite crisp. Many splashed white horses have blue eyes.

Splashed white is the least common of the spotting patterns in horses, although it is increasing in frequency as breeders use more and more splashed white horses in their breeding programs. The pattern usually makes the horse look as though it has been dipped in white paint. On a dark horse, the effect can be that of an ice cream cone dipped in chocolate. The legs are

usually white, as are the bottom portions of the body. The head is also usually white, and the eyes are frequently blue.

The edges of the white are consistently crisp and clean, with no roaning. Some of these splashed whites have dark toplines, but on some the white crosses the topline.

General characteristics of the splashed white overo pattern:

- Usually have white legs, and the body is white ventrally.
- Head is extensively, and most often completely white.
- Blue eyes are the rule.

Tovero

While each of the Paint patterns—tobiano, frame overo, sabino and splashed white—can mark a horse on its own, many horses sport combinations of these. When these patterns combine, the result is a horse with a pattern that can sometimes be difficult to classify.

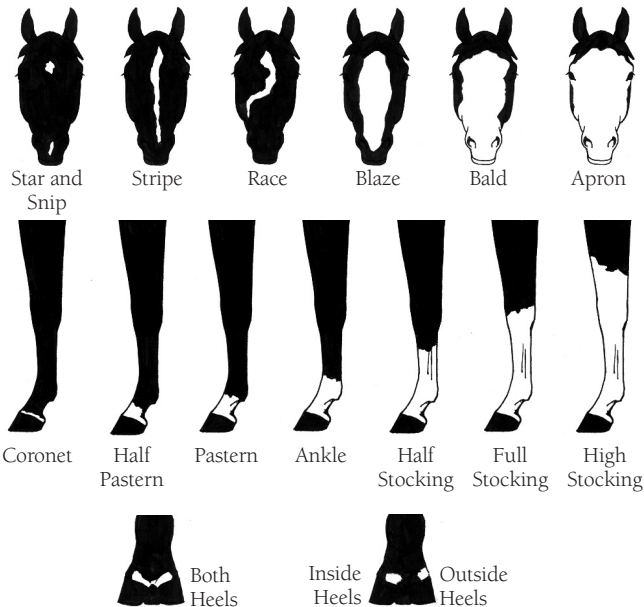
Any combination is going to be marked with white from all the patterns going into the combination. That is, the combinations pick up the white from each of the components and add them together so that wherever any of the component patterns would have been white, so is the combination.

Many of the combinations go by the term "tovero," because most are tobiano plus one of the other patterns.







General characteristics of the tovero pattern:

- Usually has more white than colored area, some nearly all white.
- Generally, all the contrasting markings are regular and distinct, appearing as ovals or round patterns that extend down over the neck and chest, giving the appearance of a shield.
- Usually has dark pigmentation around the ears, which may extend to cover the forehead and/or eyes.
- Generally has contrasting color covering one or both flanks.
- May have spots of varying size at the base of the tail.







Typical Head and Leg Markings of the American Paint Horse



Typical Overo Patterns

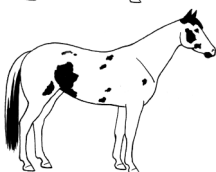
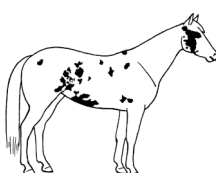




Typical Tobiano Patterns



Tobiano-Overo Cross Patterns

Horses show characteristics of both patterns



APHA Recognized Colors

Black - entire coat, including muzzle, flanks and legs, are black; color may fade when exposed to the sun; could have rusty tinge during certain times of the year; early foals may be an overall mousy gray, then shed to black.

Brown - body color brown or black, with light areas at muzzle, eyes, flank and inside upper legs; mane and tail usually black.

Bay - body color reddish brown, with variations ranging from dark blood bay to light bay and usually distinguished by black mane and tail, ear tips, lower legs.

Bay Roan - the overall intermingling of white hairs with bay body color; head, lower legs, mane and tail are usually solid or darker; does not get progressively whiter with age.

Blue Roan - the overall intermingling of white hairs with a black body color, head, lower legs, mane and tail are usually solid or darker; does not get progressively whiter with age.

Buckskin - body color yellowish or gold, mane and tail black; black on lower legs; lacks primitive markings.

Dun - diluted body color of yellowish or gold; mane and tail are black or brown; has dorsal stripe and usually zebra stripes on legs and transverse stripe over withers.

Gray - dominant over all other color genes; born any color with white hair progressively turning the coat whiter as the horse ages; dark skin; normally grays first around eyes and behind ears.

Grullo - a form of dun with body color smoky or mouse-colored (not a mixture of black and white hairs, but each hair mouse-colored); mane and tail black; has black primitive markings.

Perlino - double dilute of bay/brown resulting in body color of cream or off-white, lower legs, mane and tail light rust or chocolate shade; skin is pinkish or gray; eyes are blue or amber; the coat has enough yellow hue to allow white markings to be visible.

Smoky Cream - double dilute of black resulting in body color of cream or off-white; lower legs, mane and tail light rust or chocolate shade; skin is pinkish or gray; eyes are blue or amber; the coat has enough yellow hue to allow white markings to be visible. Genetic testing is required to distinguish between Smoky Cream and Perlino.

Chestnut - body color dark red or brownish red; range from very light to liver chestnut; liver chestnut can be distinguished from black or brown only by the bronze or copper highlights on the legs; mane and tail usually dark red or brownish red, but may be flaxen.

Cremello - double dilute of chestnut/sorrel resulting in body color, mane and tail of cream or off-white with pale pinkish skin; the coat has enough yellow hue to allow white markings to be visible; eyes are blue or amber.

Palomino - diluted body color varying from rich gold to pale yellow; mane and tail generally pale or off-white but may be same color as body (with nonblack points).

Pearl - Homozygous inheritance may dilute red hair coat color to a medium dilute shade (similar to one cream or one champagne gene), and dilutes the skin to near pink. Genetic testing is required to distinguish between pearl and cream.

Red Dun - a form of dun with body color yellowish or flesh-colored; mane and tail are red or reddish; has red or reddish primitive markings.

Red Roan - the overall intermingling of white hairs with chestnut/sorrel body color; head, lower legs, mane and tail are usually sorrel or dark red; does not get progressively whiter with age.

Sorrel - body color reddish or copper-red; mane and tail usually same color as body, but may be flaxen or very dark brown.

Champagne variations: see below for Champagne traits.

Amber Champagne - affect of champagne gene on otherwise bay horse. Body color lightened from red to light tan or yellow with point of mediums to light chocolate brown. See 'champagne characteristics' for skin and eye characteristics.

Classic Champagne - affect of champagne gene on otherwise black horse. Body and leg color lightened from black to chocolate. See 'champagne characteristics' for skin and eye characteristics.

Gold Champagne - affect of champagne gene on otherwise chestnut/sorrel horse. Body and leg color lightened from red to gold. Mane and tail color may be flaxen or gold. See 'champagne characteristics' for skin and eye characteristics.

Dun characteristics:

Dorsal stripe – darker band of color running along the backbone from the withers to/into the base of the tail. May have barbs extending off of it, but will have clean and crisp edges and won't gradually fade into the horse's coat color. It will not fade in the summer months.

Leg barring – Horizontal stripes of varying widths appearing across the hocks, gaskins, forearms or knees.

Shoulder/traverse stripes – Neck and shoulder shadowing appearing as dark areas through the neck or withers.

Dorsal stripe vs countershading – Countershading is almost as distinct as a dorsal stripe, but usually the stripe is more of a shaded stripe, sometimes only a partial stripe, and is usually not associated with other dun characteristics. Countershading can appear on nondun horses, ie. sorrel, bay, etc. The shading often disappears by the horse's two year old year.

Other genetic color modifiers

Champagne gene. The champagne gene is a dominant gene that has a dilution affect on horse coat color, skin and eyes. If present, the gene's action will be fully manifested (it cannot "hide" or "skip" a generation). The affect of the gene is to dilute the color of the horse's hair coat (both red and black) and lighten the skin color to a bright pink at birth toning down later to a more muted pale color with darker freckling. The freckled skin is most apparent around the eyes, on the muzzle, under the tail, and on the udder or sheath. It also lightens the eye color (always blue at birth, then usually changing to amber/brown at maturity). Coat color is normally darker at birth, lightening as the foal ages.

Coat Color Testing

In order to make informed breeding decisions, APHA offers the following color coat tests. Contact the APHA Field Services Department at 817/222-8456 to make arrangements for testing. Fees for testing are located in the Fee Schedule at the front of the rulebook.

Pearl. Pearl is a recessive gene that can affect the skin and hair color. When inherited in the heterozygous form, the gene appears to dilute the skin but does not affect the coat color, ie chestnuts normally have pink speckles on their otherwise black skin. The gene is not cream, as testing by UC Davis has confirmed, nor is it the champagne gene. When inherited in the homozygous form, (an inherited gene from both parents), the gene appears to dilute the hair coat to a medium dilute shade (similar to one cream or one champagne gene), and dilutes the skin to near pink.

Pearl also appears to enhance cream, essentially causing a double dilution of the hair coat, skin and eyes. This would cause the phenomenon of pseudo-cremello, pseudo- perlino and pseudo-smoky cream foals.

Pearl Dilution results are reported as:

- N/N No evidence of altered sequence detected.
- N/Prl One copy of the altered sequence detected. If Cream dilution is also present, a pseudo-double Cream phenotype will result.
- Prl/Prl Two copies of the altered sequence detected. On a chestnut base color, a uniform apricot color of body hair, mane and tail will result.

Champagne. Champagne is a dominant gene that dilutes hair pigment from black to brown and red to gold. Champagne on a chestnut background (Gold) produces a gold body color and often a flaxen mane and tail that can be mistaken for palomino. Champagne on a bay background (Amber) produces a tan body color with brown points. Champagne on a black background (Classic) produces a darker tan body with brown points. The skin of Champagne-diluted horses is pinkish/lavender toned and becomes speckled with age; the speckling is particularly noticeable around the eye, muzzle, under the tail, udder and sheath. The eye color is blue-green at birth and darkens to amber as the horse ages. Champagne is inherited independently of other coat color genes and thus this dilution can occur in combination with any of the other genes that modify the base colors.

Champagne results are reported as:

- N/N No evidence of the altered sequence detected.
- N/Ch One copy of the altered sequence detected. Chestnut color (red) is diluted to gold, bay to tan with brown points and black to darker tan with brown points.
- Ch/Ch Two copies of the altered sequence detected. All offspring are expected to be Champagne dilute.

Gray. The Gray gene causes progressive depigmentation of the hair, often resulting in a coat color that is almost completely white by the age of 6-8 years. Horses that inherit progressive Gray can be born any color, then begin gradually to show white hairs mixed with the colored throughout the body. Usually the first signs of gray hair can be found on the head, particularly around the eyes. Gray is dominant, therefore a single copy of this gene will cause a horse to turn gray. If a horse has two copies of Gray, all offspring of this horse will be gray. Research indicates that horses with one copy of Gray often retain some of the original pigment while homozygotes tend to progress to almost completely white.

- N/N No copies of the gray gene. Horse will not turn gray.
- N/G One copy of the gray gene. Horse will turn gray and approximately 50% of offspring will be gray.
- G/G Two copies of the gray gene. Horse will turn gray and all offspring will be gray.

Silver. The horse Silver dilution gene dilutes black pigment but has no effect on red pigment. The mane and tail are lightened to flaxen or silver gray, and may darken on some horses as they age. A solid black horse with this gene will be chocolate colored with a lightened mane and tail. A bay horse will have the black pigment on the lower legs, mane and tail lightened. Sometimes bay horses with Silver dilution can be mistaken for chestnuts with a flaxen mane and tail. Silver dilution is inherited as a dominant trait.

Silver Dilution results are reported as:

- N/N No evidence of altered sequence detected.
- N/Z One copy of the altered sequence detected. Black-based horses will be chocolate with flaxen mane and tail. Bay-based horses will have pigment on lower legs lightened and flaxen mane and tail. No effect on chestnut color.
- Z/Z Two copies of altered sequence detected. Black-based horses will be chocolate with flaxen mane and tail. Bay-based horses will have

pigment on lower legs lightened and flaxen mane and tail. No effect on chestnut color.

Sabino 1. Sabino is a generic description for a group of similar white spotting patterns. The sabino pattern is described as irregular spotting usually on the legs, belly and face, often with extensive roaning. A mutation has recently been discovered that produces one type of sabino pattern. It has been named Sabino1 as it is not present in all sabino-patterned horses. More mutations will probably be identified that account for other sabino patterns.

Sabino1 is inherited as an autosomal dominant mutation. One copy of the Sabino1 gene is expected to produce horses with two or more white legs or feet—often with white running up the anterior part of the leg, an extensive blaze, spotting on the midsection, with jagged or roaned margins to the pattern. Horses with 2 copies of the Sabino1 gene, are at least 90% white and are referred to as Sabino-white.

Sabino 1 results are reported as:

N/N No evidence of altered sequence detected.

N/SB1 One copy of the Sabino1 gene detected. Horse typically may have two or more white legs, blaze, spots or roaning in the midsection and jagged margins around white areas.

SB1/SB1 Two copies of the Sabino1 gene detected. Complete or nearly complete white phenotype expected.

Red Factor testing - The DNA diagnostic test for Red Factor can be used to identify those black horses for which neither pedigree nor breeding records is informative for identifying carriers of the recessive Red Factor. The Extension gene (Red Factor) has two alternative states (alleles). The dominant allele E produces black pigment in the coat. The recessive allele e produces red pigment. Red horses (chestnuts, sorrels, palominos and red duns, to name a few) are recessive homozygous, that is they have two alleles, for the recessive red allele ee. Black pigmented horses (black, bay, brown, buckskin and grullo, to name a few) have at least one E allele. They can be homozygous EE or heterozygous Ee. A horse that is homozygous EE will not produce red offspring, regardless of the color of the mate. The results of the test are reported as:

- e: Only the Red Factor detected. The horse can be assumed to be homozygous for red (ee). The basic color is sorrel or chestnut, but depending on genes at other color loci, the horse could be palomino, red dun, gray, cremello, white or any of these colors with the white hair patterns tobiano, overo, or roan.
- Ee: Both black and Red Factors detected. The horse can be assumed to be heterozygous for the Red Factor (Ee). It can transmit either E or e to its offspring. The basic color of the horse will be black, bay or brown, but depending on genes at other color loci, the horse may be buckskin, dun, grullo, perlino, gray, white or any of these colors with the white hair patterns tobiano, overo, or roan.
- E: No Red Factor detected. The horse can be assumed to be homozygous for black pigment (EE). It cannot have red foals, regardless of the color of the mate. The basic color of the horse will be black, bay or brown, but depending on genes at other color loci, the horse may be buckskin, dun, grullo, perlino, gray, white or any of these colors with the white hair patterns tobiano, overo, or roan.

Cream gene testing - The Cream dilution gene is responsible for the palomino, buckskin, smoky black, cremello, perlino and smoky cream coat colors. There are two alleles: CCr and C. CCr is semi-dominant and dilutes red to yellow in single dose (palominos, buckskins, smoky blacks) and to pale cream in double dose (cremellos, perlinos, smoky cream).

Cream dilution can have a very subtle effect on black pigment. C is recessive and does not dilute the base color.

The results of the test are reported as:

- N: Non-dilute. Basic colors are chestnut, bay, black or brown in the absence of other modifying genes.
- N/Cr: Heterozygous, dilute, one copy of the Cream CCr allele. Chestnut is diluted to palomino; bay is diluted to buckskin and black is diluted to smoky black. These colors can be further modified by the actions of other genes.
- Cr: Double dilute (two copies of the CCr allele). Chestnut is diluted to cremello; bay is diluted to perlino and black is diluted to smoky cream.

Agouti testing - The Agouti gene controls the distribution of black pigment. The dominant allele A restricts black pigment to the points of the horse (mane, tail, lower legs and ear rims), as seen, for example, in bays and buckskins. The recessive allele a uniformly distributes black pigment over the entire body.

Breeders interested in producing black horses need to have breeding stock carrying the a allele, in addition to the E allele of the Extension gene.

Test results are reported as:

- A or Aa: Black pigment distributed in point pattern. The basic color of the horse will be bay or brown in the absence of other modifying genes. A has no effect on red pigment (ee).
- a: Only recessive allele detected. Black pigment distributed uniformly. The basic color of the horse will be black in the absence of other modifying genes.

Tobiano testing – The tobiano white spotting pattern is a trait controlled by a dominant gene. There are two alternative states (alleles) of the gene. The dominant allele, TO, produces the tobiano pattern and the recessive allele, to, is non-tobiano. A horse that is homozygous for tobiano, symbolized as TOTO, will always produce offspring that inherit a tobiano gene regardless of the mate. A horse that is heterozygous for tobiano, symbolized as TOto, will produce offspring that inherit a tobiano gene 50% of the time.

For breeders interested in producing tobiano offspring, it is obvious that a horse that is homozygous for tobiano is desirable in a breeding program. Note: It is possible that a homozygous horse produce/sire a foal that does not exhibit the tobiano pattern fully enough to be eligible for the Regular Registry. There is no direct DNA diagnostic test available for the tobiano gene. There is, however, a test available for the two serum protein markers linked closely with the tobiano gene. The test can help predict the likelihood that a horse is homozygous for tobiano.

Progeny testing can provide the next best information. A horse that produces any non-tobiano colored foals is not homozygous for tobiano. A horse bred to at least 10 solid colored mates that has only tobiano foals is statistically 99.9% certain to be homozygous.

Arrangements for testing can be made by contacting UC Davis.

Conformational abnormalities

The conditions listed below are commonly considered as undesirable conformation traits when evaluating a horse compared to the ideal standard. (See Rule JU-000.H.4.) These conditions do not prevent a horse from being used as breeding stock, however, it is possible for the abnormality to be passed on to the horse's offspring. They also do not prevent the horse from participating in APHA-approved events, subject to the rules of the individual event.

Cryptorchid – An inherited condition when both testicles have failed to descend into the scrotum by three years of age.

Monorchid – An inherited condition when one of the testicles has failed to normally descend into the scrotum by three years of age.

Parrot Mouth – Defined by the American Association of Equine Practitioners as “no occlusal contact between the upper and lower central incisors”, either overshot or undershot.

Inherited genetic conditions

Continuing research into equine genetics has identified certain genetic conditions that may affect certain horses in many different breeds. Testing is already available for some of these conditions and research continues to develop testing for the remaining conditions. For more information on testing availability, contact APHA Field Services at 817/222-8456 or contact the specified laboratory: University of California (Davis) 530/752-2211, www.vgl.ucdavis.edu or Maxxam Analytics Inc. 519/836-2400.

GBED – Glycogen Branching Enzyme Deficiency- Glycogen branching enzyme deficiency (GBED) occurs in newborn foals. This fatal disease is seen in Quarter Horses and related breeds. The foals lack the enzyme necessary to store glycogen (sugars) in its branched form and therefore cannot store sugar molecules. This disease is fatal as the heart muscle, brain and skeletal muscles are unable to function. The glycogen branching enzyme is a protein that is necessary to build glycogen, the complex sugar that is a source of fuel for many tissues in the body. Normal glycogen consists of glucose (sugar) arranged to resemble a highly branched tree. GBE is the protein that arranges the branches. When a foal is missing GBE, the glycogen in its tissues lacks the normal branched structure and thus cannot effectively store sugar molecules. The tissues that rely heavily on glycogen as a fuel are skeletal muscle, heart muscle and the brain. When foals lack GBE these tissues become weak and unable to function properly. Arrangements for testing can be made by contacting U C Davis.

HERDA/HC - Hereditary equine regional dermal asthenia or hyperelastosis cutis- HERDA/HC is a condition where the collagen fibers in the deep areas of the skin are defective and do not properly connect to the skin and underlying tissue. Symptoms of HERDA/HC include wounds that are slow to heal or will not heal, and skin that may simply tear away or roll back. Symptoms usually appear by the age of two and the condition may be clinically diagnosed by submitting skin biopsies to a laboratory. There is no test for HERDA/HC prior to the appearance of clinical symptoms, no cure, and no test to determine which horses will produce HERDA/HC.

At this time, ancestry of afflicted horses appear to be tracing through Poco Bueno, AQHA#3044. The NFQHA (National Foundation Quarter Horse Association) has only verified evidence of approximately 200 clinically diagnosed cases since 1971. This averages out to 1.75 cases of HC per year. When this number is compared to the approximately 250,000 Quarter Horses registered each year, the risk of this rare disease appears to be minimal. Arrangements for testing can be made by contacting UC Davis.

HYPP – Hyperkalemic Periodic Paralysis- A muscular disease caused by a hereditary genetic defect that leads to uncontrolled muscle twitching or profound muscle weakness, and in severe cases, may lead to collapse and/or death. According to research, this condition exists in certain descendants of the stallion Impressive, AQHA #767246 and Cloudy Knight, APHA # 92992.

APHA recommends testing of any horse known to have an ancestor possibly carrying the HYPP gene to confirm its presence or absence. Arrangements for testing can be made by contacting Maxxam or UC Davis.

OLWS – Overo Lethal White Syndrome- An all white or mostly all white foal with some overo lineage. Foals appear normal at birth and within 24 hours usually show signs of colic. Intestinal tract abnormalities (agan-

glionosis - a non-functioning colon) causes this fatal condition. A "lethal white" foal is the result of the foal receiving a lethal white gene from each parent.

Breeders can test horses for this mutation to avoid producing lethal white foals and to identify new pedigree sources of the overo gene that may be useful in their breeding programs. The gene appears to be associated with horses often characterized as "frame-overos" in Paints and Thoroughbreds, but is also present in some tobiano/overos, some solid-colored offspring from overo matings, some tobianos and Quarter Horses without obvious evidence of the overo pattern.

APHA recommends testing of any horse prior to breeding to determine if the horse is a carrier of the lethal white gene. If testing confirms presence of the gene, breeding decisions should be made to avoid potential lethal white foals. Arrangements for testing can be made by contacting U C Davis.

PSSM – Polysaccharide Storage Myopathy (PSSM) A genetic disorder characterized by excessive and abnormal storage of sugar (polysaccharide) in muscle cells. Horses with PSSM have signs typically associated with tying-up. These signs are most commonly muscle stiffness, sweating, and reluctance to move. Vital organs are affected in many cases. Severe cases can lead to collapse and/or death. Arrangements for testing can be made by contacting UC Davis.

Index of Rules by Number

AM-000. Amateur Program Rules and Regulations	217
AM-005. Interpretation of Rules	217
AM-010. Eligibility	217
AM-015. Amateur Card Application or Renewal	218
AM-020. Ownership	219
AM-025. APHA Amateur Titles and Awards	220
AM-030. Performance Contest Categories	220
AM-035. APHA Superior Amateur Champion Award	221
AM-040. APHA Amateur Champion Award	222
AM-045. APHA Amateur Performance Versatility Award	222
AM-050. APHA Amateur Superior Event Award	222
AM-055. APHA Amateur Register of Merit Award	223
AM-060. APHA Amateur Top 20 Awards	223
AM-065. APHA Amateur Honor Roll Award	224
AM-070. APHA Amateur Zone Awards	224
AM-071. Rookie of the Year Award	225
AM-075. Show Approval Rules	225
AM-080. Amateur Age Divisions	226
AM-085. Amateur General Show Rules	226
AM-090. Halter	227
AM-095. Performance and Equitation Classes	229
AM-100. APHA Show All-Around Amateur Award	230
AM-105. Amateur Showmanship at Halter	231
AM-110. Amateur Hunt Seat Equitation	233
AM-111. Amateur Hunt Seat Equitation Over Fences	235
AM-115. Amateur Western Horsemanship (Equitation)	237
AM-120. Amateur Breakaway Roping	242
AM-125. Amateur Goat Tying	242
AM-135. Team Roping	243
AM-140. Amateur Working Cow Horse	243
AM-141. Amateur Limited Working Cow Horse	243
AM-200. Novice Amateur Division	245
AM-205. Novice Amateur Eligibility	245
AM-210. Novice Amateur Application/Renewal	246
AM-215. Novice Amateur Titles and Awards	246
AM-220. APHA Novice Amateur Superior (Event) Horse	246
AM-225. APHA Novice Amateur Honor Roll Award	246
AM-230. APHA Novice Amateur Top 20 Awards	246
AM-235. APHA Novice Amateur Register of Merit	247
AM-240. APHA Novice Amateur Zone Award	247
AM-245. Novice Amateur General Show Rules	247
AM-250. Novice Amateur Performance/Equitation Categories	248
AM-255. Novice Amateur Working Ranch Horse	248
AM-300. Amateur Walk-Trot	249
GR-000. General Rules and Regulations	33
GR-005. Standing Committees	33
GR-010. Proposed Rule Changes	33
GR-020. Membership	36
GR-030. Television and Media Rule	39
GR-040. Responsibility	40
GR-045. Liability	40
GR-050. Release of Liability	41
GR-055. APHA Funds	41

GR-060. Violations	42
GR-065. Fraudulent Practices	43
GR-066. Unsportsmanlike Conduct	44
GR-070. Disciplinary Procedure	44
GR-071. Facsimile Transmissions (FAX)	48
JU-000. Judge Rules and Regulations	212
PR-000. APHA Paint Alternative Competition (PAC)	294
PR-010. PAC Certificate of Recognition	297
PR-020. PAC Certificate of Achievement	297
PR-030. PAC Year-End Leaders	297
PR-040. Six PAC Top Five	297
PR-050. Six PAC Champion	297
PR-060. PAC Approved Categories	297
RA-000. Racing Rules and Regulations	282
RA-010. Speed Index and Racing Points	283
RA-020. Enhancement of Penalty Rule	288
RA-030. Horse Ownership	288
RA-040. Tattoo Identification Requirements and Parentage Verification	288
RA-050. Stakes Races	289
RA-060. APHA Racing Recognition Program	289
RA-070. Cutter and Chariot Racing	291
RA-080. APHA'S Statement of Disclaimer of Responsibility for Safety at Cutter and Chariot Racing Contests	291
RG-000. Rules and Regulations of Registration	49
RG-010. The Stud Book	49
RG-015. Bloodline Requirement	49
RG-020. The Registries	49
International Appendix Registry	50
RG-023. Horses Not Eligible for Registration	51
RG-025. Fees - U.S. Funds Only	51
RG-030. Membership	52
RG-035. Signature Authorization	52
RG-040. Registration Review Committee	53
RG-045. Registration Decisions	53
RG-050. General Procedures for Handling Registration Applications	54
RG-055. General Registration Responsibilities and Requirements	54
RG-060. Age Computation	56
RG-065. Photograph Requirements	57
RG-070. Color Requirements	58
RG-075. Status Change	60
RG-080. Inspection Procedures	61
RG-085. Unnatural Markings	61
RG-090. Naming a Horse	62
RG-095. Name Change Regulation	62
RG-100. Breeder and Breeder's Certificate	62
RG-105. Listing of APHA, AQHA and Jockey Club Stallions for Breeding	64
RG-110. Stallion Breeding Reports	65
RG-115. Artificial Insemination/Cooled and Frozen Semen	67
RG-120. Embryo/Oocyte Transfer/Fertilized Egg/Vitrified Embryo	68
RG-123. Cloning	70
RG-125. Genetic Testing by DNA	70
RG-135. Transfers	71
RG-140. Leases	74
RG-145. Gelded Horses	74
RG-150. Scars and Brands	74

RG-155. Tattooing	74
RG-160. Duplicate and Corrected Certificates	74
RG-165. Re-Registration Certificates	76
RG-170. Surrender of Certificate	76
RG-175. Forfeiture of Fees	77
RG-180. Re-Activations	77
SC-000. General Show and Contest Rules and Regulations	78
SC-005. Special Notice and Effective Date	78
SC-010. APHA Titles and Awards	78
SC-015. APHA Supreme Champion Award	78
SC-020. APHA Superior All-Around Award	79
SC-025. APHA Performance Versatility Award	79
SC-030. APHA Superior Event Award	79
SC-035. APHA Champion Award	79
SC-040. APHA Honor Roll Award	80
SC-045. APHA Open Top 20 Award	81
SC-046. Zone Top 5 Award	81
SC-050. APHA Register of Merit Award	81
SC-055. Classification of Shows	82
SC-060. Points	82
SC-065. Grand and Reserve Champions	83
SC-070. Exhibitor Conduct	84
SC-075. Inhumane Treatment	84
SC-080. Prohibited Procedures	85
SC-085. Drugs and Medications	89
SC-090. Show Approval	89
SC-095. Minimum Requirements for Shows	92
SC-096. APHA Special Events	93
SC-100. Single-Judge Shows	94
SC-105. Multiple-Judge Shows	94
SC-110. Show Manager	96
SC-115. Show Secretary	97
SC-120. Premium Lists and Prizes	97
SC-125. Show Results	97
SC-130. Judges	98
SC-135. Ring Steward	98
SC-140. Veterinarian	99
SC-145. Show All-Around Award	99
SC-150. Show High-Point Performance Award	100
SC-155. Ribbons	100
SC-160. General Show Rules	100
SC-165. Registration Requirements for Halter and/or Performance	103
SC-170. Age Requirements	103
SC-175. Halter Class General Rules	104
SC-176. Open Color Class, Open Overo, Open Tobiano	107
SC-180. Group Halter Classes	107
SC-185. Performance Class General Rules	108
SC-190. Performance Contests	110
SC-191. Yearling Longe Line	111
SC-192. Yearling In-Hand Trail	114
SC-195. English Attire and Personal Appointments	118
SC-200. English Tack	118
SC-201. English Performance Gaits	119
SC-205. Hunter Under Saddle	120
SC-206. Green Hunter Under Saddle	123

SC-207. Over Fences Arena Equipment	124
SC-210. Hunter Hack	124
SC-214. Preliminary Working Hunter	124
SC-215. Working Hunter	125
SC-220. Jumping	128
SC-225. Pleasure Driving	130
SC-230. Utility Driving	131
SC-235. Western Attire	134
SC-240. Western Tack	134
SC-241. Western Performance Gaits.	138
SC-245. Western Pleasure	138
SC-246. Green Western Pleasure	143
SC-250. Trail	143
SC-251. Green Trail	148
SC-255. Western Riding	149
SC-256. Green Western Riding	157
SC-260. Reining	161
SC-265. Working Cow Horse	174
SC-270. Western Attire and Tack, Roping, Speed Events, Team Penning and Ranch Sorting	189
SC-275. Team Penning	189
SC-276. Ranch Sorting	193
SC-280. Tie-Down Roping	196
SC-285. Team Roping/Steer Stopping	197
SC-286. Cutting	200
SC-290. Barrel Racing	201
SC-295. Pole Bending	202
SC-296. Stake Race	204
SC-300. Cow Pony Race	205
SC-301. Working Ranch Horse Competition.	206
SC-305. Cowboy Mounted Shooting	207
SC-310. Dressage	208
SC-325. Solid Paint-Bred/Breeding Stock Rules	208
YP-000 Youth Program Rules and Regulations	251
YP-005. Membership	251
YP-010. Youth Eligibility	251
YP-015. Ownership	252
YP-020. APHA Youth Titles/Awards Requirements	252
YP-025. Performance Contest Categories	253
YP-030. APHA Superior Youth Champion Award	253
YP-035. APHA Youth Champion Award	254
YP-040. APHA Youth Performance Versatility Award	255
YP-045. APHA Youth Superior Event Award	255
YP-050. APHA Youth Register of Merit Award	255
YP-055. APHA Youth Top 20 Award	255
YP-060. APHA Youth Honor Roll Award	256
YP-065. APHA Youth Zone Award	256
YP-070. Class and Show Approval	257
YP-075. Youth Age Divisions	257
YP-080. Youth Program General Rules	258
YP-085. Halter	259
YP-090. Performance and Equitation Events	259
YP-095. All-Around Youth Approved Show Award	261
YP-100. Showmanship at Halter	261
YP-101. Solid Paint-Bred/Breeding Stock Youth Showmanship at Halter	263

YP-105. Lead Line (Equitation)	263
YP-110. Walk Trot Division	264
YP-115. Hunt Seat Equitation	265
YP-116. Hunt Seat Equitation Over Fences.	267
YP-120. Western Horsemanship (Equitation)	269
YP-125. Reining	274
YP-130. Tie-Down Roping	274
YP-135. Breakaway Roping	274
YP-137. Youth Team Roping	275
YP-140. Goat Tying	275
YP-150. Cutting	275
YP-151. Working Cow Horse	275
YP-152. Limited Working Cow Horse	276
YP-155. Working Ranch Horse	277
YP-200. Novice Youth Division	278
YP-205. Novice Youth Eligibility	278
YP-210. Novice Youth Card Application/Renewal	279
YP-215. Novice Youth Performance/Equitation Categories	279
YP-220. Novice Youth Titles and Awards	280
YP-221. APHA Novice Youth Register of Merit Award	280
YP-222. Novice Youth Rookie of the Year Award	280
YP-245. General Show Rules	281

American Paint Horse Association Membership Application

Current APHA/AjPHA membership required to exhibit and/or receive awards.

Name: _____

ID No. (if known): _____

Street: _____

City: _____

State or Province: _____

Zip or Postal Code: _____ Email address: _____

Country: _____

Membership Level

- | | |
|---|--|
| <input type="checkbox"/> *Annual—\$40 | <input type="checkbox"/> *Subscribe to APHA Plus—\$99 per year |
| <input type="checkbox"/> *3-Year—\$90 | <input type="checkbox"/> *Check here to receive the <i>Paint Horse Connection</i> , quarterly member newsletter, via email only. |
| <input type="checkbox"/> *5-Year—\$150 | |
| <input type="checkbox"/> Lifetime—\$500 | |

Youth Memberships—must be 18 years of age or under

☐ *Junior Annual—\$20 Date of Birth ____/____/____

☐ *Junior 3-Year—\$40 Date of Birth ____/____/____

☐ j-Term—\$100 (through age 18) Date of Birth ____/____/____

Memberships begin with the 1st day of the month of purchase and expire the last day of the subsequent 12th month.

Paint Horse Journal Subscription

- ☐ 1 Year-Member Rate, U.S., \$30
- ☐ 1 Year-Member Rate, Canadian, \$45
- ☐ 1 Year-Member Rate, International, \$75

Amount Due

Membership Dues \$ _____

Journal Subscription \$ _____

Total \$ _____

☐ Check or Money Order enclosed or charge to my ☐ Master Card ☐ Visa ☐ American Express.

If you pay by check, it may be converted into an electronic funds transfer.

Card No.: _____

Expiration Date: _____

Name on Card: _____

Signature: _____

Return to: American Paint Horse Association
P. O. Box 961023 • Fort Worth, Texas 76161-0023
817/834-APHA (2742) • Fax (817) 834-3152
U.S. Funds only. Fees subject to change with or without notice.

APHA Forms and Guides Available Free of Charge

- | | |
|--|--|
| <input type="checkbox"/> AjPHA Membership Brochure | <input type="checkbox"/> Membership/ <i>Journal</i> Subscription/Application Forms |
| <input type="checkbox"/> AjPHA Regional Club List | <input type="checkbox"/> Name Change Form |
| <input type="checkbox"/> Amateur/Novice Amateur Card Application | <input type="checkbox"/> Novice Youth Card Application |
| <input type="checkbox"/> APHA Approved Trail Ride Application | <input type="checkbox"/> Overo/Tobiano Color Prints |
| <input type="checkbox"/> Breeders' Trust Foal Nomination | <input type="checkbox"/> PAC Enrollment Form |
| <input type="checkbox"/> Breeders' Trust Sire Subscription | <input type="checkbox"/> Parts of the Horse |
| <input type="checkbox"/> Breeders' Trust/Breeder's Futurity Brochure | <input type="checkbox"/> Membership & Programs |
| <input type="checkbox"/> Breeding Guide | <input type="checkbox"/> Recreational Riding Guide |
| <input type="checkbox"/> Colors and Patterns Poster | <input type="checkbox"/> Regional Club Application |
| <input type="checkbox"/> Corrected Registration Certificate Form | <input type="checkbox"/> Regional Club List |
| <input type="checkbox"/> DNA Genetic Hair Kit Form | <input type="checkbox"/> Registration Application |
| <input type="checkbox"/> Duplicate Certificate Affidavit | <input type="checkbox"/> Ride America Enrollment Form |
| <input type="checkbox"/> General Store Catalog | <input type="checkbox"/> Semen Transport Application |
| <input type="checkbox"/> Horse Show Handbook (for show managers) | <input type="checkbox"/> Show Application Form |
| <input type="checkbox"/> <i>Journal</i> Rate Cards | <input type="checkbox"/> Signature Authorizations |
| <input type="checkbox"/> Judge Application | <input type="checkbox"/> Stallion Breeding Report Form |
| <input type="checkbox"/> Lease Forms | <input type="checkbox"/> Stallion Listing Cards (QH or TB) |
| | <input type="checkbox"/> Status Change Form |
| | <input type="checkbox"/> Transfer Forms |

Forms and Applications are available online at apha.com/forms or call the association at (817) 834-2742, extension 271. You may return this form with your requested forms specified by mail to:

American Paint Horse Association
P.O. Box 961023
Fort Worth, Texas 76161-0023

Name: _____

ID No. (if known): _____

Street: _____

City: _____

State or Province: _____

Zip or Postal Code: _____

☐ New and renewing members may request a Rule Book by checking here and returning form.

For promotion items sold through the APHA contact the American Paint Horse Association at (877) 460-6275, or refer to apha.com/store.

Pattern Legend

Walk
Jog/Trot	-----
Lope/Canter	————
Extended Trot	—— ———
Leg Yield	
Change Lead	≠
Gate	↘
Back	← ⇐ ⇐ ⇐
Marker	○
Sidepass	← ⇐ ⇐

Metric System

Unit	Abbreviation	Number of Meters	Approximate U.S. Equivalent
kilometer	km	1,000	0.62 mile
(1 mile = 1.6094 km)			
meter	m	1	39.37 inches
(1 yard = 0.9144 m)			
centimeter	cm	0.01	0.39 inch
(1 inch = 2.54 cm)			
millimeter	mm	0.001	0.04 inch

Ride with the **PAC!**

APHA's Paint Alternative Competition (PAC) program awards credits to Paint Horses for achievements outside of APHA-approved shows.

Your Paint Horse can earn a permanent performance record while you compete in any of 30 PAC-approved categories—ranging from barrel racing to 4-H horse shows to endurance trail riding.

- Year-end awards
- Over 1,200 approved organizations
- Lifetime performance record for your horse
- 30 categories



For more
information, visit
apha.com/pac, or call
(817) 834-2742



As low as

\$552

for a full-page ad!

- Horses For Sale ads as low as \$100
- Stallion Alley ads as low as \$150
- New lower first-time advertiser rates

Full-page \$650

Half-page \$500

**Even More Monthly
Advertising Specials!**

Contact *Journal* Sales for more information
sales@apha.com
(817) 222-6432

Paint Horse
Journal

Want to show? Get in the **KNOW!**

The *Paint Horse Journal* is the best guide to training and showing your Paint Horse!



Subscribe today!

The *Paint Horse Journal* provides a complete spectrum of all the information you need. From breeding and training to showing and enjoying your Paint Horse, the *Journal* is a can't miss opportunity for any horse enthusiast! You'll find articles on horse health, genetics and events, plus Paint-specific articles you can't find anywhere else.

**Jump-start your show career with
the *Paint Horse Journal*!**

Subscribing is easy and affordable, and the *Journal* makes a perfect gift. Use your credit card and call toll-free (866) PHJ-4-YOU or order online at phj.apha.com.

Paint Horse *Journal*

BREEDERS' TRUST CHECKS ARE DELIVERED TO PEOPLE ALL OVER THE WORLD

IS YOUR
LAST NAME
PAWLOWICZ?



CURRENT
OWNER
\$13,282.20
(70%)



STALLION
SUBSCRIBER
\$3,794.91
(20%)



MARE
NOMINATOR
\$1,897.45
(10%)

\$0/NONE/
ZILCH



BREEDERS'
TRUST

AMERICAN PAINT HORSE ASSOCIATION

Mr. Pawlowicz didn't think the payback would amount to much, so he didn't subscribe his stallion or nominate his foals to the Breeders' Trust. Don't be like Mr. Pawlowicz. Reward yourself each March by participating in the Breeders' Trust program. It has paid out an average of over \$1 million for the last 9 years!

(817) 222-6441
simhof@apha.com
apha.com/breederstrust

EVERYONE'S LOOKING FOR ADDED VALUE THESE DAYS

Why not add some value to your APHA Breeders' Trust foals? By nominating their dams to the Gold/Silver/Bronze divisions of the APHA Breeders' Futurity, you're in turn making their foals eligible for this up-and-coming program.

Breeders' Futurity Mare Nomination deadlines and fees:

*by December 31 of breeding year - \$100

*by May 10 of foaling year - \$200

*by July 10 of foaling year - \$300

*by September 10 of foaling year - \$400

*after September 11 of foaling year - \$1000

**Mare Nomination Form available at
www.apha.com/breedersfuturity**



APHA *Breeders' Futurity* **APHA**

(817) 222-6441

simhof@apha.com

apha.com/breedersfuturity

AMERICAN PAINT HORSE



Foundation



The American Paint Horse Foundation is dedicated to improving our world through "The Power of Paints."

We welcome your help to fulfill our mission to:

- Preserve the heritage of the American Paint Horse and APHA;
- Fund youth scholarships, and foster positive youth development;
- Fund research that ensures the health and vitality of the American Paint Horse;
- Support therapeutic riding instruction scholarships;
- Improve lives and communities through interaction with Paint Horses.

.....

____ Yes. I want to support the American Paint Horse Foundation

Donor's name: _____

Address: _____

City: _____ State: _____ Zip: _____

Phone#: _____

Card type: ☐ Visa ☐ Mastercard ☐ American Express ☐ Discover

Card#: _____

Exp. date: _____ CVV code: _____

Enclosed is my check for \$ _____

Make payable and mail to: American Paint Horse Foundation
P.O. Box 961023 | Fort Worth, Texas 76161-0023

Notes

[illegible]

Notes

[illegible]

The Paint Horse Lover's Paradise



APHA

General Store

Your only source for
OFFICIAL APHA
MERCHANDISE

Clothing • Jewelry • Accessories
Home • Gifts • Tack



STORE.APHA.COM

Visit often to see what's new!



American Paint Horse Association

P.O. Box 961023 ♦ Fort Worth, Texas 76161
(817) 834-2742 ♦ www.apha.com

NON PROFIT ORG.
U.S. POSTAGE
PAID
FORT WORTH, TEXAS
PERMIT NO. 357